

150 Fixed Route Buses

640 employees

320 Paratransit Vehicles

\$120 million budget

32 Bus Routes

\$70 million capital budget

2,900 Bus Stops

4 facilities

Serving **2,383 sq. miles**





Accelerate 2031

Palm Tran's FY 2022-2031 Transit Development Plan



Online Transit Needs Survey



WHERE ARE WE GOING?

More than **73%** “DEFINITELY AGREED” with the statement that transit would become more important in the next 10 years because of worsening traffic congestion caused by new residents.

70% “DEFINITELY AGREED” that transit will be more important because the aging adult population will need more choices.

Top 3 things that would cause people to ride Palm Tran more often:



60%
MORE FREQUENCY
(EVERY 15-30 MINUTES)



58%
MORE REGIONAL EXPRESS
OR COMMUTER ROUTES



55%
MORE WEEKEND
SERVICE

HOW DO WE GET THERE?

Nearly two-thirds “definitely agreed” that they would support a local transit funding source if everyone helped contribute, like tourists and visitors, instead of only local residents and property owners.

64%



Roughly two-thirds thought that more information would help them consider supporting a long-term dedicated funding source for transit in Palm Beach County.

67%



10-Year Plan Summary

Service Improvements



	Description	Implementation Year(s)	Annual Operating \$ (2022\$)	Operating Funding Source(s)	Total Capital \$ (2022\$)	Capital Funding Source(s)
Existing Service Improvements	Route 40 Frequency Improvements	2023-2031	\$ 515,351	Unfunded/TIRRF/Other Local Funding	\$ 1,711,559	Federal Grants
	Sunday Service Improvements	2023-2031	\$ 1,501,291	Unfunded/TIRRF/Other Local Funding	\$ -	Federal Grants
	561 Plan/Core Network – Route 1	2023-2031	\$ 1,756,619	Unfunded/TIRRF/Other Local Funding	\$ 3,423,118	Federal Grants
	561 Plan/Core Network – Route 43	2023-2031	\$ 1,863,234	Unfunded/TIRRF/Other Local Funding	\$ 1,141,039	Federal Grants
	561 Plan/Core Network – Route 3	2024-2031	\$ 3,113,338	Unfunded/TIRRF/Other Local Funding	\$ 4,564,157	Federal Grants
	561 Plan/Core Network – Route 2	2025-2031	\$ 2,832,257	Unfunded/TIRRF/Other Local Funding	\$ 5,134,677	Federal Grants
	561 Plan/Core Network – Route 62	2026-2031	\$ 1,831,648	Unfunded/TIRRF/Other Local Funding	\$ 1,141,039	Federal Grants
	561 Plan/Core Network – Route 46	2027-2031	\$ 1,008,571	Unfunded/TIRRF/Other Local Funding	\$ 1,711,559	Federal Grants
	561 Plan/Core Network – Route 73	2027-2031	\$ 2,363,361	Unfunded/TIRRF/Other Local Funding	\$ 3,423,118	Federal Grants
	561 Plan/Core Network – Route 81	2028-2031	\$ 2,149,766	Unfunded/TIRRF/Other Local Funding	\$ 2,852,598	Federal Grants
561 Plan/Core Network – Route 91	2028-2031	\$ 304,249	Unfunded/TIRRF/Other Local Funding	\$ -	Federal Grants	
	Spare Buses for Service Improvements	Various	\$ -	-	\$ 5,705,197	Federal Grants
New Regional Express	Port St. Lucie “Jobs” Express – Phase 1	2022-2025	\$ 183,784	Service Development	\$ 1,711,559	Federal Grants
	Port St. Lucie “Jobs” Express – Phase 2	2025-2026	\$ 367,567	Service Development	\$ -	Federal Grants
	I-95/WPB to Boca Raton Express	2026-2031	\$ 559,122	Service Development	\$ -	Federal Grants
On-Demand Services	TNC Partnership Pilot Program	2022-2031	\$ 165,000	Unfunded/TIRRF/Other Local Funding	\$ -	
	MOD Priority Area 1 (Go Glades*)	2022-2031	\$ 2,167,641	Unfunded/TIRRF/Other Local Funding	\$ -	
	MOD Priority Area 2 Pilot	2024-2031	\$ 1,471,725	Unfunded/TIRRF/Other Local Funding	\$ 990,000	Federal Grants
	MOD Priority Area 3 Pilot	2025-2031	\$ 1,471,725	Unfunded/TIRRF/Other Local Funding	\$ 990,000	Federal Grants
	MOD Priority Area 4 Pilot	2026-2031	\$ 1,471,725	Unfunded/TIRRF/Other Local Funding	\$ 990,000	Federal Grants
	MOD Priority Area 5 Pilot	2027-2031	\$ 1,471,725	Unfunded/TIRRF/Other Local Funding	\$ 990,000	Federal Grants
**Total Annual Operating \$:			\$ 28,018,348	Total Capital \$:	\$ 36,479,621	

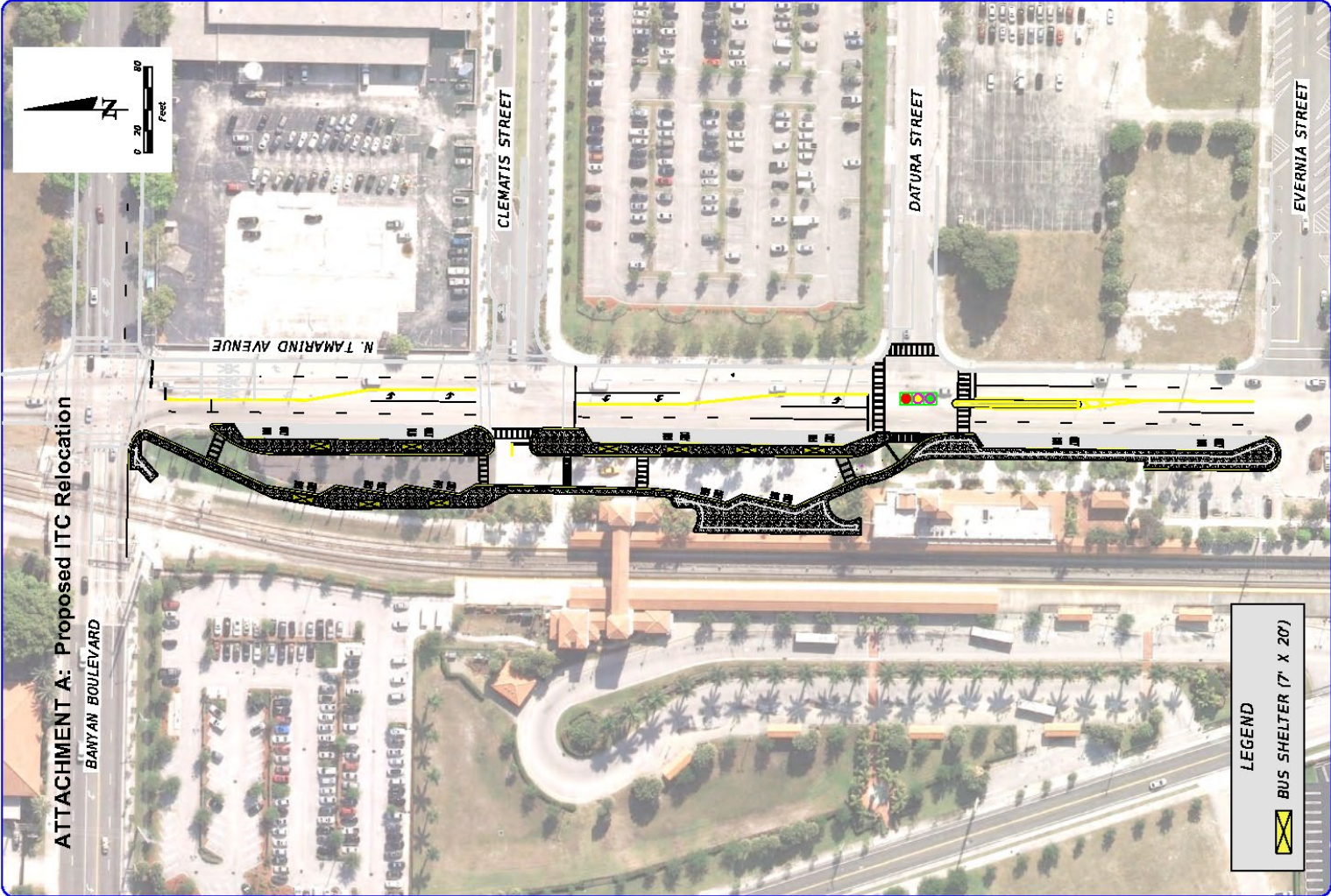
TIRRF – Transit Innovation and Ridership Recovery Fund

*Assumes cost of directly operating Go Glades services starting in 2024.

**Total cost reflects only the full regional express bus service to be implemented in 2026 and not the costs of the interim phases.



Transit Village



**N. TAMARIND AVENUE
BUS TRANSFER CONCEPT**

A-1



Draft concept



ITC Route Ridership

Routes Serving the ITC	Locations Served	Average Weekday Boardings July 2022
Route 1	Gardens Mall to ITC to Camino Real	4,774
Route 2	ITC to Town Center Mall	2,036
Route 31	ITC to Blue Heron and Military	791
Route 40	ITC to Glades Health Center	340
Route 41	ITC to Palm Beach Inlet	51
Route 43	ITC to Mall at Wellington Green	1,235
Route 44	ITC to Vista Center	133
Route 49	ITC to Palm Beach Outlets	255
Route 60	ITC to Riverbridge Centre	128
Total		9,743

Average weekday boardings



Port St. Lucie Jobs Express



Intermodal Transit Center to Port St. Lucie park & ride

Bidirectional, nonstop travel on I-95 for 60 minutes

4 morning & 4 evening trips with 2 coach buses

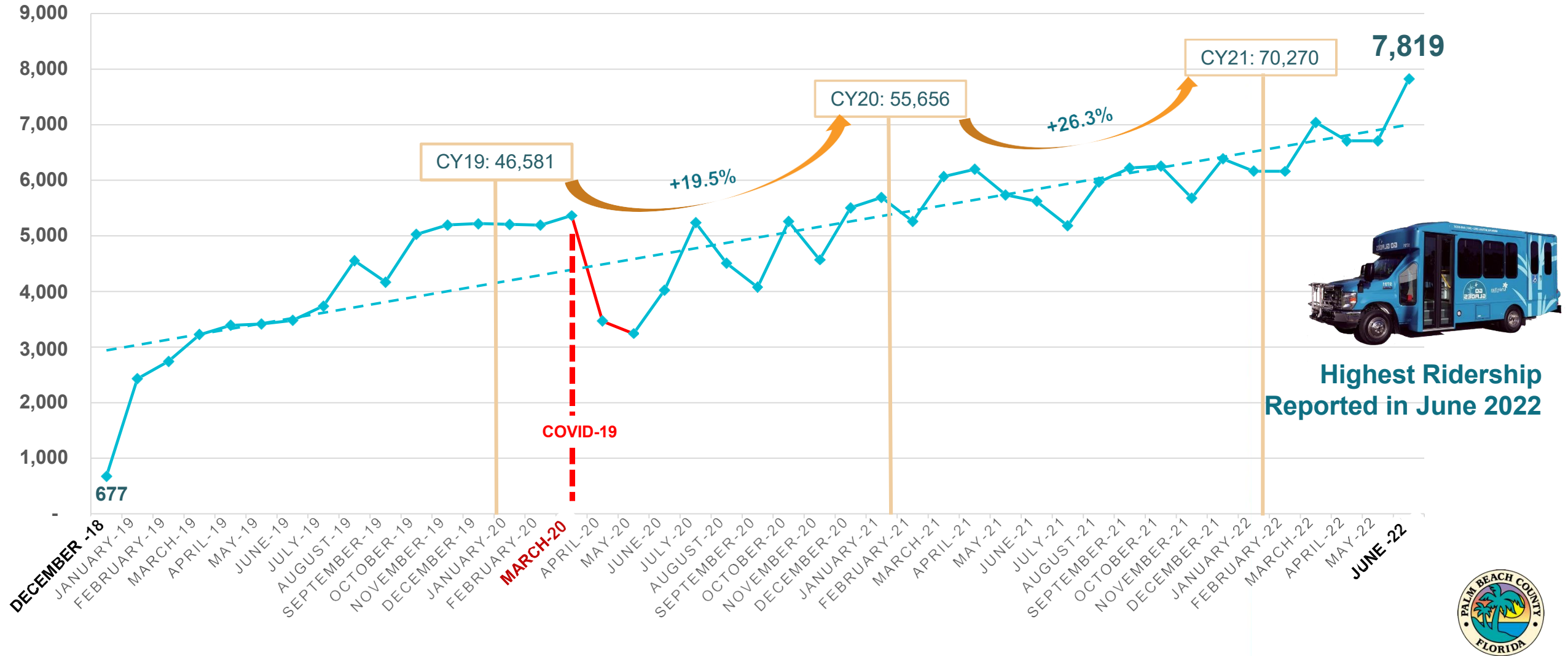


Service Performance

DRAFT



GO GLADES RIDERSHIP



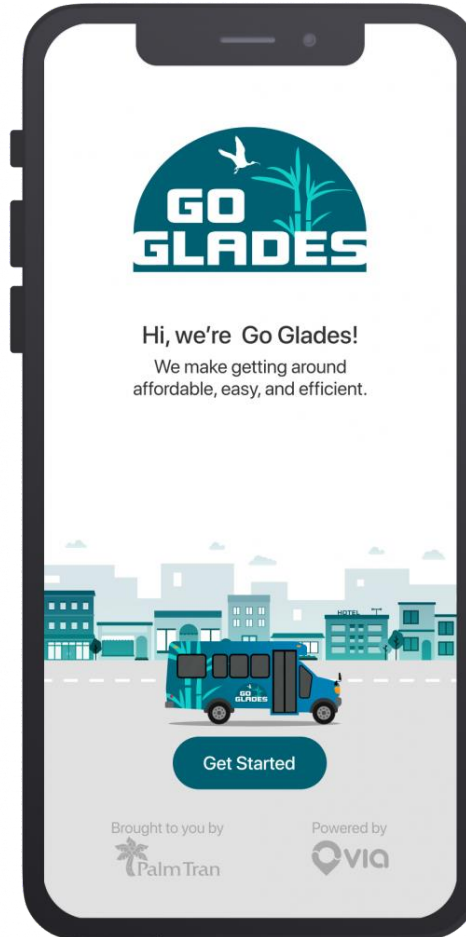

Technology

DRAFT



SCAN ME

Download on the
App Store



SCAN ME

GET IT ON
Google Play

*Available to download from
Google Play and the Apple Store*

Major Accomplishments – Paradise Pass



Fare Technology Upgrade – Implemented on November 14, 2021