



PALM BEACH Transportation Planning Agency

TECHNICAL ADVISORY COMMITTEE (TAC) AGENDA

DATE: **Wednesday, September 7, 2022**
TIME: **9:00 a.m.**
PLACE: **301 Datura Street, West Palm Beach, FL 33401**

Attendees may not enter the TPA workplace if in the previous 5 days, they have tested positive for COVID-19, exhibited symptoms of COVID-19, or been in close contact with someone with COVID-19 and are unvaccinated.

To promote awareness of multimodal options for in-person attendance, a map of transportation facilities and services around the TPA Office is provided on page 3.

Members of the public can also join the meeting virtually in the following ways:

- Via Zoom app using Webinar ID: 869-3923-0946 and Password: 206827
- Via web browser at PalmBeachTPA.org/TAC-Meeting
- Via phone at 1-646-558-8656 using the above Webinar ID and Password
- View a live simulcast at PalmBeachTPA.org/LIVE

For assistance joining the virtual meeting, call 561-725-0800 or e-mail info@PalmBeachTPA.org.

1. REGULAR ITEMS

- A. Call to Order and Roll Call
- B. Modifications to the Agenda
- C. MOTION TO APPROVE Minutes for July 6, 2022
- D. General Public Comments and Public Comments on Agenda Items

Members of the public are invited to offer general comments and/or comments or questions on specific agenda items as follows:

- A written document, comment and/or question may be submitted at PalmBeachTPA.org/TAC-comment at any time prior to the commencement of the relevant agenda item.
- A verbal comment may be provided by a virtual attendee using the raise hand feature in the Zoom platform.
- A verbal comment may be provided by an in-person attendee submitting a comment card available at the welcome table.

Note that the Chair may limit comments to 3 minutes or less depending on meeting attendance.

- E. Comments from the Chair and Member Comments
- F. TAC Liaison's Report

2. ACTION ITEMS

A. MOTION TO RECOMMEND ADOPTION of Amendment #1 to the TPA’s Fiscal Year (FY) 23-27 Transportation Improvement Program (TIP)

The TIP is the five-year funding program for transportation projects in Palm Beach County. The Florida Department of Transportation (FDOT) has requested approval of an amendment to the FY 23-27 TIP to include the following:

- FY 22 projects not encumbered as programmed are rolled forward into FY 23.
- Changes length of project #2296584 Atlantic Ave (SR-7 to Lyons Rd) and project #4465511 Beeline Hwy (Martin County line to Old Dixie Hwy).

Staff will present the attached amendments. The full report can be viewed at PalmBeachTPA.org/TIP.

B. MOTION TO RECOMMEND APPROVAL of FY 2023-2024 Unified Planning Work Program (UPWP) Revision #1 Amendment

The UPWP is the 2-year business plan and budget for the TPA’s planning activities. The proposed amendment:

- Adds activity and moves funds from Task 1 to Task 7 in FY 2023 to install building security equipment originally scheduled to occur in FY 2022.
- Adds clarifying details to Task 7 travel activity to support a TPA peer exchange.
- Reduces funds in Task 2 in FY 2024 due to an estimated carry-forward funding balance that cannot be included until close-out of the previous UPWP.
- Reallocates local funds in Task 9 to enhance staff performance with a corresponding reduction in the balance available to add to the TPA Reserve Fund.

TPA staff will present the attached changes.

3. INFORMATION ITEMS

There are no information items on this agenda.

4. ADMINISTRATIVE ITEMS

- A. Governing Board Summary Points – July 21, 2022
- B. FDOT Scheduling Report – August and September 2022
- C. Next Meeting – **October 4, 2022**
- D. Adjournment

NOTICE

In accordance with Section 286.0105, *F.S.*, if a person decides to appeal any decision made by the board, agency, or commission with respect to any matter considered at such meeting or hearing, they will need a record of the proceedings, and that, for such purposes, they may need to ensure that a verbatim record of the proceedings is made, which record includes the testimony and evidence upon which the appeal is to be based.

Public participation is solicited without regard to race, color, national origin, age, sex, religion, disability or family status. Persons who require a printed copy of the agenda package, require special accommodations under the Americans with Disabilities Act or require translation services for a meeting (free of charge) must call 561-725-0800 or email Info@PalmBeachTPA.org at least five business days in advance. Hearing impaired individuals are requested to telephone the Florida Relay System at #711.



TPA Office Location

Public Parking

Private Parking

*Metered on-street parking available citywide (free with Handicap placard up to 4 hours)

Palm Tran
PalmTran.org

Palm Tran Bus Stop

Palm Tran Route 1

WEST PALM BEACH
DowntownWPB.com

Yellow Trolley

Green Trolley

Blue Trolley

TRI&RAIL
Tri-Rail.com

brightline

GoBrightline.com
Brightline Station

CIRCUIT

Free on-demand rides around West Palm Beach & Palm Beach 7 days a week. Download the app to ride.

Download on the App Store GET IT ON Google Play

CHAIR

Kara Ferris

City of Greenacres

Alternate: Caryn Gardner-Young

Jim Bell

City of Boca Raton - Planning

Alternate: Tamashbeen Rahman

Naresh Machavarapu

City of Boca Raton - Traffic

Alternate: Quan Yuan

Gary Dunmyer

City of Boynton Beach

Alternate: Amanda Radigan

Vacant

City of Delray Beach

Alternate: Cynthia Fuentes

Kenny Wilson

FL Department of Health – Environ./Air Pollution

Alternate: Janelle St. Ange

Vacant

Town of Jupiter - Engineering

Alternate: Chang-Jen Lan

Roberto Travieso

Town of Lake Park

Jamie Brown

City of Lake Worth Beach – Public Services

Alternate: Felipe Lofaso

Natalie Crowley

City of Palm Beach Gardens

Alternates: Michael Morrow & Peter Hofheinz

Kim Glas-Castro

Village of Palm Springs

Alternate: Iramis Cabrera

Gary M. Sypek

Palm Beach County - Airports

Alternate: Wil Hicks

Bryan Davis

Palm Beach County - Planning

Alternate: Jorge Perez

VICE CHAIR

Motsem Al-Turk

Palm Beach County - Engineering

Alternate: Melissa Ackert

Levi McCollum

Palm Tran

Alternate: Yash Nagal

Aaron Hoffman

Port of Palm Beach

Alternate: Carl Baker

Terrence Bailey

City of Riviera Beach

Christopher Marsh

Village of Royal Palm Beach

Alternate: Bradford O'Brien

Joyce Cai

School District of Palm Beach County

Loraine Cargill

South Florida Regional Transportation Authority

Alternate: Vicki Gatanis

Kim DeLaney

Treasure Coast Regional Planning Council

Alternate: Thomas Lanahan

Michael O'Dell

Village of Wellington

Alternate: Jonathan Reinsvold

John O'Connor

City of Westlake

Alternate: Greg Langowski

Alex Hansen

City of West Palm Beach – Planning

Xavier Falconi

City of West Palm Beach – Engineering

Alternate: Valerio Oricchio

John Krane

Florida Department of Transportation

Non-Voting Advisory Member

Alternates: Marsha Taylor & Christine Fasiska



PALM BEACH Transportation Planning Agency

1.C

OFFICIAL MEETING MINUTES OF THE TECHNICAL ADVISORY COMMITTEE (TAC)

Wednesday, July 6, 2022

301 Datura Street, West Palm Beach, FL 33401
Meeting was also conducted virtually via Zoom.

*These minutes are a summary of the meeting events and may not reflect all discussion that occurred.
PDF versions of the agenda, backup material and presentations as well as audio recordings are available for review at
PalmBeachTPA.org/TAC*

1. REGULAR ITEMS

1.A. Call to Order and Roll Call

CHAIR FERRIS called the meeting to order at 9:05 a.m. and provided an overview of the virtual meeting procedures.

The Recording Secretary called the roll. A quorum was present in-person as depicted in the table below.

Member	Roll Call	Member	Roll Call	Member	Roll Call	Member	Roll Call
Bell	A	Brown	P	Bailey	P	Hansen	P
Yuan (Alt)	P	Crowley	P	Marsh	P	Falconi	P
Radigan (Alt)	P	Cabrera (Alt)	A	Cai	A	Krane	P
Fuentes (Alt)	A	Sypek	A	Cargill	A	Al-Turk	A
Wilson	P	Perez (Alt)	P	DeLaney	A	Ferris	P
Lan (Alt)	A	McCollum	P	O'Dell	P		
Travieso	P	Hoffman	P	Langowski (Alt)	P		

P = Present A = Absent

1.B. Modifications to the Agenda

There were no modifications made to the published agenda.

The Recording Secretary stated the following members requested permission to participate remotely: Motasem Al-Turk and Chang-Jen Lan due to COVID-19 exposures, Jim Bell due to a medical condition preventing his in-person attendance, and Joyce Cai due to staffing shortages at the School District.

There were no objections to their virtual participation and the members were permitted to join the meeting.

1.C. APPROVED Minutes for June 1, 2022

MOTION to approve the Minutes made by Michael O’Dell, seconded by Roberto Travieso, and carried unanimously 20-0 as depicted in the table below.

Member	Vote	Member	Vote	Member	Vote	Member	Vote
Bell	Y	Brown	Y	Bailey	Y	Hansen	Y
Yuan (Alt)	Y	Crowley	Y	Marsh	Y	Falconi	Y
Radigan (Alt)	Y	Cabrera (Alt)	A	Cai	Y	Al-Turk	Y
Fuentes (Alt)	A	Sypek	A	Cargill	A	Ferris	Y
Wilson	Y	Perez (Alt)	Y	DeLaney	A		
Lan (Alt)	Y	McCollum	Y	O’Dell	Y		
Travieso	Y	Hoffman	Y	Langowski (Alt)	Y		

Y = Yes N = No A = Absent ABST = Abstain

1.D. General Public Comments and Public Comments on Agenda Items

There were no general public comments received.

1.E. Comments from the Chair and Member Comments

There were no member comments made.

Will Hicks joined the meeting in-person at 9:08 a.m.

1.F. TAC Liaison’s Report

ANDREW UHLIR reviewed key items from the Liaison’s Report. The full report can be viewed at PalmBeachTPA.org/TAC.

There were no public or member comments on this item.

2. ACTION ITEMS

2.A. RECOMMENDED ADOPTION: of Fiscal Year (FY) 24-28 List of Priority Projects (LOPP)

JASON PRICE, TPA TIP Coordinator, provided a PowerPoint presentation that can be viewed at PalmBeachTPA.org/TAC. The LOPP guides development of the Florida Department of Transportation (FDOT) Five-Year Work Program and the TPA’s Transportation Improvement Program (TIP). The LOPP is organized into State Road Modifications, Local Initiatives Projects, and Transportation Alternative Projects.

Kim DeLaney and Iramis Cabrera joined the meeting in-person.

KHURSHID MOHYUDDIN provided public comment on the Okeechobee Blvd. Corridor study.

Member discussion ensued on timelines for funding and an Okeechobee Blvd. feasibility study.

ALEX HANSEN and XAVIER FALCONI stated they would be dissenting due to the inclusion of State Road 7 Modifications in the LOPP. CHANG-JEN LAN, JORGE PEREZ, AND MOTASEM AL-TURK stated they would be dissenting due to concerns with the Okeechobee Blvd. Corridor study.

MOTION to Recommend Adoption of the FY 24-28 LOPP based on Board direction made by Michael O’Dell, seconded by Aaron Hoffman, and carried 17-5 as depicted in the table below.

Member	Vote	Member	Vote	Member	Vote	Member	Vote
Bell	Y	Brown	Y	Bailey	Y	Hansen	N
Yuan (Alt)	Y	Crowley	Y	Marsh	Y	Falconi	N
Radigan (Alt)	Y	Cabrera (Alt)	Y	Cai	Y	Al-Turk	N
Fuentes (Alt)	A	Hicks	Y	Cargill	A	Ferris	Y
Wilson	Y	Perez (Alt)	N	DeLaney	Y		
Lan (Alt)	N	McCollum	Y	O'Dell	Y		
Travieso	Y	Hoffman	Y	Langowski (Alt)	Y		

Y = Yes N = No A = Absent ABST = Abstain

2.B. RECOMMENDED APPROVAL: of the FY 23 Strategic Plan

ANDREW UHLIR provided a PowerPoint presentation that can be viewed at PalmBeachTPA.org/TAC. The Strategic Plan identifies specific and relevant actions that will advance the TPA’s mission and vision. The Plan is reviewed and updated annually.

There were no public comments on this item.

KIM DELANEY noted that the plan reflects strong multimodal policy.

MOTION to Recommend Approval of the FY Strategic Plan made by Kim Delaney and seconded by Terrence Bailey, and carried unanimously 22-0 as depicted in the table below.

Member	Vote	Member	Vote	Member	Vote	Member	Vote
Bell	Y	Brown	Y	Bailey	Y	Hansen	Y
Yuan (Alt)	Y	Crowley	Y	Marsh	Y	Falconi	Y
Radigan (Alt)	Y	Cabrera (Alt)	Y	Cai	Y	Al-Turk	Y
Fuentes (Alt)	A	Hicks	Y	Cargill	A	Ferris	Y
Wilson	Y	Perez (Alt)	Y	DeLaney	Y		
Lan (Alt)	Y	McCollum	Y	O'Dell	Y		
Travieso	Y	Hoffman	Y	Langowski (Alt)	Y		

Y = Yes N = No A = Absent ABST = Abstain

2.C. RECOMMENDED RATIFICATION: of the FY 21-22 Unified Planning Work Program (UPWP) Revision #4 Amendment

MATTHEW KOMMA, TPA Chief Financial Officer, provided a PowerPoint presentation that can be viewed at PalmBeachTPA.org/TAC. The UPWP is the 2-year business plan and budget for the TPA’s planning activities.

There were no public or member comments on this item.

MOTION to Recommend Ratification of the FY 21-22 UPWP made by Natalie Crowley and seconded by Levi McCollum, and carried unanimously 22-0 as depicted in the table below.

Member	Vote	Member	Vote	Member	Vote	Member	Vote
Bell	Y	Brown	Y	Bailey	Y	Hansen	Y
Yuan (Alt)	Y	Crowley	Y	Marsh	Y	Falconi	Y
Radigan (Alt)	Y	Cabrera (Alt)	Y	Cai	Y	Al-Turk	Y
Fuentes (Alt)	A	Hicks	Y	Cargill	A	Ferris	Y
Wilson	Y	Perez (Alt)	Y	DeLaney	Y		
Lan (Alt)	Y	McCollum	Y	O'Dell	Y		
Travieso	Y	Hoffman	Y	Langowski (Alt)	Y		

Y = Yes N = No A = Absent ABST = Abstain

3. INFORMATION ITEMS

3.A. Draft 2050 Long Range Transportation Plan (LRTP) Scope of Services

ANDREW UHLIR provided a PowerPoint presentation that can be viewed at PalmBeachTPA.org/TAC. The LRTP maps out the next 25 years of state and federal transportation system investments in Palm Beach County and is updated every five years.

KHURSHID MOHYUDDIN provided public comment on the analysis completed for the draft 2050 LRTP.

ALEX HANSON inquired about the feasibility, scoring, and ranking of projects in the LRTP.

Michael O'Dell and Amanda Radigan left the in-person meeting at 10:32 a.m.

4. ADMINISTRATIVE ITEMS

4.A. Governing Board Summary Points – June 16, 2022

There was no discussion on this item.

4.B. FDOT Scheduling Report – July 2022

There was no discussion on this item.

4.C. Ped/Bike Quarterly Fatal Crash Analysis

There was no discussion on this item.

4.D. FY 22 Annual Report

There was no discussion on this item.

4.E. Next Meeting – September 7, 2022

There was no discussion on this item.

4.F. Adjournment

There being no further business, the meeting was adjourned at 10:56 a.m.

This signature is to attest that the undersigned is the Chair, or a designated nominee, of the Technical Advisory Committee and that information provided herein is the true and correct Minutes for the July 6, 2022, meeting of the Technical Advisory Committee, dated this 7th day of September 2022.

Kara Ferris
TAC Chair

EXHIBIT A

TAC Member Attendance Record

REPRESENTATIVE/Alternate Agency Name	Aug '21	Sep '21	Oct '21	Nov '21	Dec '21	Jan '22	Feb '22	Mar '22	Apr '22	May '22	Jun '22	July '22			
CHAIR KARA FERRIS City of Greenacres - Planning & Engineering	No Meeting Held - Scheduled Break	P	P	No Meeting Held - Scheduled Break	P	No Meeting Held - Scheduled Break	P	P	P	P	P	P			
VICE CHAIR MOTASEM AL-TURK/Melissa Ackert PBC Engineering		ALT	P		P		ALT	P	P	P	P	P	P		
JAMES BELL/Tamashbeen Rahman City of Boca Raton - Planning		P	P		P		P	P	P	P	P	P	P	P	
NARESH MACHAVARAPU/Quan Yuan City of Boca Raton - Engineering		P	P		P		P	P	P	ALT	ALT	*P	P	ALT	
GARY DUNMYER/Amanda Radigan City of Boynton Beach - Public Works & Eng.		ALT	P		P		P	P	P	ALT	P	ALT	P	ALT	
VACANT/Cynthia Fuentes City of Delray Beach		P	P		P		P	P	P	E	A	A	P	E	
KENNY WILSON/Janelle St. Ange PBC Health Department - Environ/Air Pollution		P	P		P		P	P	P	P	P	P	P	P	
VACANT/Chang-Jen Lan Town of Jupiter- Engineering		ALT	ALT		ALT		ALT	ALT	ALT	ALT	ALT	ALT	A	ALT	
ROBERTO TRAVIESO Town of Lake Park		-	-		-		-	-	-	-	-	-	*P	P	P
JAMIE BROWN/Felipe LoFaso City of Lake Worth - Public Services		P	P		P		P	P	P	P	P	P	P	P	
NATALIE CROWLEY/Michael Morrow/Peter Hofheinz City of Palm Beach Gardens - Planning		P	ALT		ALT		ALT	ALT	ALT	ALT	ALT	ALT	ALT	P	
KIM GLAS-CASTRO/Iramis Cabrera Village of Palm Springs		ALT	ALT		ALT		ALT	ALT	ALT	ALT	ALT	ALT	ALT	ALT	
GARY SYPEK/Wil Hicks PBC Airports Department - Planning		ALT	ALT		ALT		ALT	ALT	ALT	ALT	ALT	ALT	ALT	ALT	
BRYAN DAVIS/Jorge Perez PBC Planning, Zoning & Building		P	P		P		P	P	P	ALT	P	P	ALT	ALT	
LEVI MCCULLOM/Anna Bielawska Palm Tran		ALT	ALT		ALT		ALT	ALT	ALT	ALT	ALT	A	ALT	E	P
AARON HOFFMAN/Carl Baker Port of Palm Beach		P	P		P		P	P	P	E	P	P	P	P	
TERRENCE BAILEY City of Riviera Beach - Community Dev.		P	P		P		P	P	P	P	E	P	P	P	
CHRISTOPHER MARSH/Bradford O'Brien Village of Royal Palm Beach		P	P		P		P	P	P	P	E	P	P	E	P
JOYCE CAI School District of Palm Beach County		*P	P		P		P	P	P	P	P	P	A	P	P
LORAIN CARGILL/Vicki Gatanis South Florida Regional Transportation Authority		E	ALT		ALT		ALT	A	ALT	ALT	E	A	ALT	ALT	A
KIM DELANEY/Thomas Lanahan Treasure Coast Regional Planning Council	P	P	P	P	P	P	P	P	P	ALT	P	P			
MICHAEL O'DELL/Patrick Barthelemy Village of Wellington	ALT	ALT	ALT	ALT	E	P	P	P	P	P	P				
JOHNPAUL O'CONNOR/Greg Langowski City of Westlake	-	-	-	-	-	-	-	-	-	-	*P	ALT			
ALEX HANSEN City of West Palm Beach - Planning	P	P	P	P	P	P	P	P	P	P	P				
XAVIER FALCONI/Valerio Oricchio City of West Palm Beach - Engineering	P	ALT	ALT	ALT	P	P	*P	ALT	ALT	ALT	P	P			
JOHN KRANE/Marsha Taylor/Christine Fasiska Florida Department of Transportation <i>Non-Voting Advisory Member</i>	P	P	P	P	P	P	P	P	P	P	ALT	P			

P = Member Present

Alt = Alternate Present

E = Excused Absence

A = Unexcused Absence

*New Appointment

- = Member not assigned


EXHIBIT A (cont'd)

OTHERS PRESENT

Marsha Taylor
Victoria Williams
Caryn Gardner-Young
Khurshid Mohyuddin
David Wiloch
Melissa Murray
Jason Price
Margarita Pierce
Andrew Uhlir
Cassidy Sparks
Amanda Williams

REPRESENTING

FDOT
Florida's Turnpike Enterprise
City of Greenacres
Palm Beach County Planning
Palm Beach County Planning
Palm Beach TPA
Palm Beach TPA
Palm Beach TPA
Palm Beach TPA
Palm Beach TPA
Palm Beach TPA
Palm Beach TPA



PALM BEACH
Transportation
Planning Agency

2.A

TRANSPORTATION IMPROVEMENT PROGRAM

FY 2023-2027

Adopted June 16, 2022

Amendment #1 : FDOT Roll-Forward

PalmBeachTPA.org/TIP

Roll Forward TIP Amendment - Amendment #1

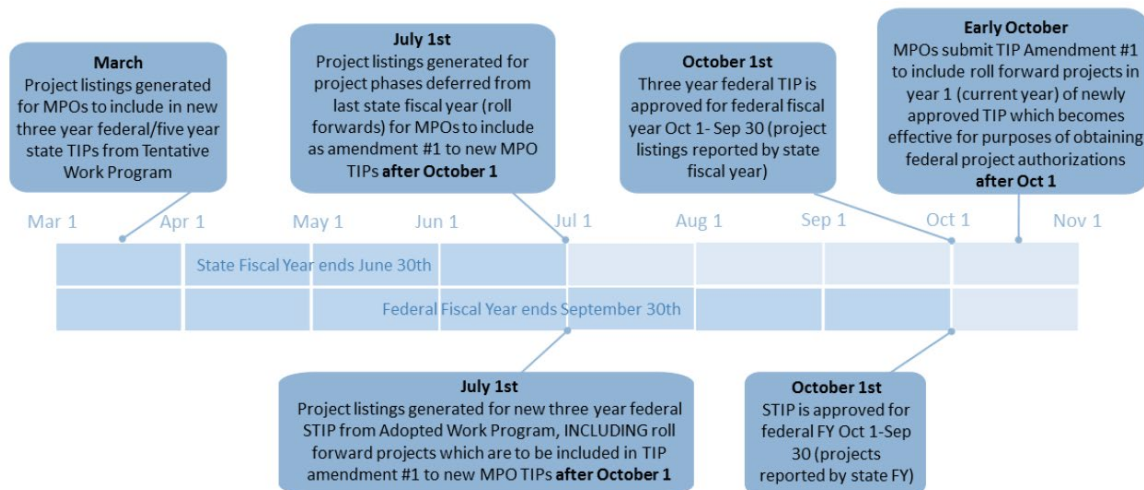
FDOT has requested an amendment to the Fiscal Year (FY) 23-27 TIP to Roll Forward unused FY 22 funds into FY 23. Approval of this amendment will restore consistency between the FDOT Work Program and the Palm Beach TPA’s Transportation Improvement Program.

The Palm Beach TPA’s Transportation Improvement Program (TIP) for Fiscal Years (FY) 2023-2027 was approved on June 16th, 2022 by the TPA Governing Board.

There are often project phases that were programmed in the previous fiscal year that do not get encumbered (prior to June 30). Federal Highway Administration (FHWA) funded projects automatically roll forward from the previous fiscal year to the new fiscal year in the Work Program but do not automatically roll forward in the TIP. To ensure that both the Work Program and TIP have a matching first year, FDOT is requesting approval of this roll forward amendment.

Unlike FHWA projects, transit projects do not automatically roll forward in the Work Program and subsequently into the TIP. The TPA has worked with transit partners to ensure funding that was not obligated in the previous year is accounted for in the new year in this amendment.

The graphic below, from the MPO Program Management Handbook, illustrates FDOT’s requested Roll Forward timeline and relevant dates.



FDOT Roll-Forward Report Summary for FY 2023 of Transportation Improvement Program (TIP)

Difference between current TIP FY 2023 and proposed FY 2023 after Roll-Forward

Project #	Project Name	Work Type	Phase	Current TIP	Amount Rolled	New TIP
				2023	Forward	2023
2296646	SR-7 FROM 60TH ST TO NORTHLAKE BLVD	NEW ROAD CONSTRUCTION	RRU	-	24,420	24,420
			CST	109,213	58,455,351	58,564,564
			Total	109,213	58,479,771	58,588,984
2296647	SR-7 FROM OKEECHOBEE BLVD TO 60TH ST	ADD LANES & RECONSTRUCT	RRU	-	3,000	3,000
			CST	103,759	20,677,288	20,781,047
			Total	103,759	20,680,288	20,784,047
4483491	BOCA RATON PASSENGER RAIL STATION - BRIGHTLINE	RAIL CAPACITY PROJECT	CAP		16,350,000	16,350,000
			Total		16,350,000	16,350,000
4378781	MILITARY TRAIL/SR 809 AT FOREST HILL BLVD	INTERSECTION IMPROVEMENT	PE	-	2	2
			ROW	1,000,000	1,988,330	2,988,330
			RRU	-	13,083	13,083
			CST	44,931	127,377	172,308
			Total	1,044,931	2,128,792	3,173,723
4151581	WEST PALM BEACH SECTION 5309 TROLLEY BUSES	TRANSIT IMPROVEMENT	CAP		2,029,598	2,029,598
			Total		2,029,598	2,029,598
4331095	I-95 FROM SOUTH OF GLADES RD TO SOUTH OF LINTON BLVD	ADD SPECIAL USE LANE	RRU	-	424,267	424,267
			DSB	100,000	1,142,980	1,242,980
			INC	1,000,000	-	1,000,000
			Total	1,100,000	1,567,247	2,667,247
4358041	I-95 AT BOYNTON BEACH BLVD/SR-804	INTERCHANGE - ADD LANES	PE	-	36,335	36,335
			ROW	8,045,623	1,521,759	9,567,382
			PDE	-	2	2
			Total	8,045,623	1,558,096	9,603,719
2319321	I-95 AT GATEWAY BLVD	INTERCHANGE - ADD LANES	ENV	-	10,000	10,000
			PE	-	69,006	69,006
			ROW	1,522,741	1,339,402	2,862,143
			Total	1,522,741	1,418,408	2,941,149
4192511	BEELINE HWY/SR-710 FROM NORTHLAKE BLVD TO BLUE HERON BLVD/SR-708	ADD LANES & RECONSTRUCT	ENV	-	1,000,000	1,000,000
			PE	-	2,827	2,827
			ROW	-	110,624	110,624
			RRU	-	200,000	200,000
			CST	155,792,473	-	155,792,473
			Total	155,792,473	1,313,451	157,105,924
4347341	PALM BEACH COUNTY SEC 5307 CAPITAL NORTH FACILITY EXPANSION	TRANSIT IMPROVEMENT	CAP		1,189,100	1,189,100
			Total		1,189,100	1,189,100
4353841	I-95 AT LINTON BLVD	INTERCHANGE - ADD LANES	ROW	-	1,083,627	1,083,627
			DSB	-	67,166	67,166
			Total	-	1,150,793	1,150,793
4347351	PALM BEACH COUNTY SEC 5307 CAPITAL SOUTH FACILITY EXPANSION	TRANSIT CAPITAL FACILITY	CAP		1,100,000	1,100,000
			Total		1,100,000	1,100,000
4061435	FL TURNPIKE FROM WPB SERVICE PLAZA TO SOUTHERN BLVD	ADD LANES & RECONSTRUCT	ENV	290,000	-	290,000
			PE	500,000	1,046,593	1,546,593
			Total	790,000	1,046,593	1,836,593

FDOT Roll-Forward Report Summary for FY 2023 of Transportation Improvement Program (TIP)

Difference between current TIP FY 2023 and proposed FY 2023 after Roll-Forward

Project #	Project Name	Work Type	Phase	Current TIP	Amount Rolled	New TIP
				2023	Forward	2023
4124204	I-95 AT GLADES RD/SR-808	INTERCHANGE - ADD LANES	RRU	-	297,022	297,022
			DSB	-	99,357	99,357
			INC	480,000	400,000	880,000
			Total	480,000	796,379	1,276,379
4132651	I-95 AT CENTRAL BLVD	INTERCHANGE (NEW)	ENV	-	15,000	15,000
			PE	-	2,320	2,320
			ROW	5,722,551	641,346	6,363,897
			Total	5,722,551	658,666	6,381,217
4150035	US-27/SR-25 ASSET MANAGEMENT CONTRACT US-27 & BELLE GLADE	ROUTINE MAINTENANCE	CST		528,603	528,603
			Total		528,603	528,603
4132571	I-95 AT HYPOLUXO RD	INTERCHANGE - ADD LANES	PE	-	112,078	112,078
			ROW	116,762	302,779	419,541
			Total	116,762	414,857	531,619
4358031	I-95 AT NORTHLAKE BLVD	INTERCHANGE - ADD LANES	PE	-	56,501	56,501
			ROW	1,077,066	221,322	1,298,388
			RRU	500,000	-	500,000
			PDE	-	2	2
			Total	1,577,066	277,825	1,854,891
4363071	SOUTHERN BLVD/SR-80 AT FOREST HILL BLVD	ADD TURN LANE(S)	RRU		248,288	248,288
			CST		9,502	9,502
			Total		257,790	257,790
4211681	WEST PALM BEACH SECTION 5309 TROLLEY SHELTER	TRANSIT CAPACITY	CAP		247,500	247,500
			Total		247,500	247,500
4460191	PD&E STUDY OF INTCHG IMPROVEMENTS FOR TPK(SR91) AT	PD&E/EMO STUDY	PDE		233,350	233,350
			Total		233,350	233,350
4398421	US-27 FROM THE BROWARD/PALM BEACH COUNTYLINE TO MP 12.599	RESURFACING	CST		182,303	182,303
			Total		182,303	182,303
4416311	US-27 FROM HENDRY COUNTY LINE TO SR-80	RESURFACING	PE	-	3,731	3,731
			RRU	-	7,692	7,692
			CST	99,822	161,236	261,058
			Total	99,822	172,659	272,481
4417761	I-95 FROM S OF 10TH AVE N TO SR-882/FOREST HILL BLVD	ADV TRAVELER INFORMATION SYSTM	PE		3,593	3,593
			CST		125,253	125,253
			Total		128,846	128,846
4428911	US-1 OVER EARMAN RIVER BRIDGE	BRIDGE REPLACEMENT	ENV	-	9,750	9,750
			PE	-	8,317	8,317
			ROW	356,900	106,216	463,116
			CST	9,965,705	-	9,965,705
			Total	10,322,605	124,283	10,446,888
4182141	FL TURNPIKE FROM BROWARD COUNTY LINE TO NORTH OF GLADES	ADD LANES & RECONSTRUCT	ROW	-	117,065	117,065
			Total	-	117,065	117,065
4190132	SOUTHERN BLVD/SR-80 FROM WASHINGTON AVE TO A1A	LANDSCAPING	PE		7,376	7,376
			CST		106,826	106,826
			Total		114,202	114,202
4426242	FL TURNPIKE N OF DONALD ROSS RD TO MARTIN COUNTY	SAFETY PROJECT	PE		1,029	1,029
			CST		112,948	112,948
			Total		113,977	113,977

FDOT Roll-Forward Report Summary for FY 2023 of Transportation Improvement Program (TIP)

Difference between current TIP FY 2023 and proposed FY 2023 after Roll-Forward

Project #	Project Name	Work Type	Phase	Current TIP	Amount Rolled	New TIP
				2023	Forward	2023
4417221	SOUTHERN BLVD/SR-80 AT AUSTRALIAN AVE	INTERSECTION IMPROVEMENT	PE		1,337	1,337
			CST		100,389	100,389
			Total		101,726	101,726
4351581	SOUTHERN BLVD AT SANSBURY WAY/LYONS RD	INTERSECTION IMPROVEMENT	RRU		98,824	98,824
			Total		98,824	98,824
4476711	OKEECHOBEE BLVD/SR-704 FROM W OF I-95 TO AUSTRALIAN AVE	RESURFACING	ENV		13,307	13,307
			PE	-	74,253	74,253
			Total	-	87,560	87,560
4481361	SR-25/US-27 AT 27 MILES NORTH OF THE I-75/US-27 INTERCHANGE	NEW BRIDGE - NO ADDED CAPACITY	ENV	-	20,000	20,000
			PE	80,264	66,231	146,495
			Total	80,264	86,231	166,495
4414701	PGA BLVD/SR-786 OVER INDIAN RIVER LAGOON	BRIDGE-REPAIR/REHABILITATION	ENV		12,363	12,363
			PE		3,574	3,574
			CST		66,393	66,393
			Total		82,330	82,330
4435901	I-95 AT PGA BLVD	ADD AUXILIARY LANE(S)	PE		151	151
			CST		68,376	68,376
			Total		68,527	68,527
4401501	US-27 FROM MP 12.900 TO 16.000	SAFETY PROJECT	PE		3,295	3,295
			CST		65,218	65,218
			Total		68,513	68,513
4193452	SOUTHERN BLVD/SR-80 FROM W OF LION COUNTRY SAFARI RD TO FOREST HILL/CRESTWOOD BLVD.	ADD LANES & RECONSTRUCT	RRU		63,991	63,991
			CST		1,604	1,604
			Total		65,595	65,595
4383841	AUSTRALIAN AVE FROM 1ST ST TO BLUE HERON BLVD	LIGHTING	PE		6,296	6,296
			CST		55,764	55,764
			Total		62,060	62,060
4470011	INTERSECTION LIGHTING RETROFIT IMPROVEMENT	LIGHTING	PE	-	59,000	59,000
			RRU	809,622	-	809,622
			Total	809,622	59,000	868,622
4061434	FL TURNPIKE AT OKEECHOBEE BLVD	ADD TURN LANE(S)	ROW		56,678	56,678
			Total		56,678	56,678
4401081	US-27 FROM MILEPOST 16.000 TO MILEPOST 20.150	MISCELLANEOUS CONSTRUCTION	PE		6,016	6,016
			CST		50,125	50,125
			Total		56,141	56,141
4331097	I-95 AT PALMETTO PARK RD	LANDSCAPING	PE		208	208
			CST		53,352	53,352
			Total		53,560	53,560
4475531	US-1/DIXIE HWY FROM NORTH OF LUCERNE AVE TO WPB CANAL	LIGHTING	PE	-	50,542	50,542
			Total	-	50,542	50,542
4442022	I-95 FROM 6TH AVE S TO NORTH OF OKEECHOBEE BLVD/SR-704	PD&E/EMO STUDY	PDE	1,550,000	50,000	1,600,000
			Total	1,550,000	50,000	1,600,000
4353842	I-95 AT LINTON BLVD	INTERCHANGE IMPROVEMENT	PE	650,000	50,000	700,000
			Total	650,000	50,000	700,000
4401581	US-27 FROM 5.5 MILES SOUTH OF SOUTH BAY TO SW 1ST AVE	SAFETY PROJECT	PE		4,528	4,528
			CST		43,327	43,327
			Total		47,855	47,855

FDOT Roll-Forward Report Summary for FY 2023 of Transportation Improvement Program (TIP)

Difference between current TIP FY 2023 and proposed FY 2023 after Roll-Forward

Project #	Project Name	Work Type	Phase	Current TIP	Amount Rolled	New TIP
				2023	Forward	2023
4475471	FOREST HILL BLVD/SR-882 AT I-95 INTERCHANGE	INTERSECTION IMPROVEMENT	PE	40,675	40,675	81,350
			Total	40,675	40,675	81,350
4405752	ATLANTIC AVE/SR-806 FROM EAST OF LYONS RD TO TURNPIKE	PD&E/EMO STUDY	PE	-	29,822	29,822
			PDE	-	9,296	9,296
			Total	-	39,118	39,118
4182145	FL TURNPIKE FROM BROWARD COUNTY LINE TO GLADES RD	ADD AUXILIARY LANE(S)	ENV	-	30,000	30,000
			PE	-	780	780
			Total	-	30,780	30,780
4438671	ALT A1A OVER LOXAHATCHEE RIVER BRIDGE	BRIDGE-REPAIR/REHABILITATION	PE	-	2,213	2,213
			CST	-	25,236	25,236
			Total	-	27,449	27,449
4399301	US-27 AT CR-827 & OKEELANTA RD INTERSECTIONS	ADD SPECIAL USE LANE	CST	-	26,566	26,566
4383941	HOMEWOOD BOULEVARD FROM OLD GERMANTOWN ROAD TO LOWSON BOULEVARD	BIKE LANE/SIDEWALK	PE	-	680	680
			CST	-	22,492	22,492
			Total	-	23,172	23,172
4438672	SR-811/ALT A1A OVER LOXAHATCHEE RIVER BRIDGE 930339	BRIDGE-REPAIR/REHABILITATION	ENV	-	20,638	20,638
			PE	-	767	767
			CST	1,086,982	-	1,086,982
			Total	1,086,982	21,405	1,108,387
4475511	I-95 FROM 12TH AVE S TO 10TH AVE N	LIGHTING	PE	-	17,562	17,562
4342733	I-95 FROM S OF SR-706 INTERCHANGE TO PALM BEACH/MARTIN CO LINE	SAFETY PROJECT	CST	-	16,578	16,578
			Total	-	16,578	16,578
4170472	TOLL EQUIPMENT PROGRAM - CAPITAL	TOLL PLAZA	CAP	-	15,672	15,672
4398441	BOYNTON BEACH BLVD/SR-804 FROM LYONS ROAD TO E OF FLORIDA TURNPIKE	RESURFACING	PE	-	4,037	4,037
			CST	-	11,408	11,408
			Total	-	15,445	15,445
4431551	HURRICANE IRMA:SR-700 AT HATTON HWY & TRIANGLE PARK WASHOUT	EMERGENCY OPERATIONS	CST	-	12,203	12,203
4398431	SR-15 FROM S. OF MORGAN ROAD TO S. OF SHIRLEY DRIVE	RESURFACING	CST	-	10,964	10,964
			Total	-	10,964	10,964
4475451	OKEECHOBEE BLVD/SR-704 FROM EAST OF MILITARY TRL TO I-95	LIGHTING	PE	10,292	10,292	20,584
4382911	BELLE GLADE - VARIOUS LOCATIONS, SIDEWALKS	SIDEWALK	CST	-	10,060	10,060
			Total	-	10,060	10,060
4502131	I-95 AT W ATLANTIC AVE	LANDSCAPING	PE	-	7,725	7,725
4415271	NORTHMORE NEIGHBORHOOD VARIOUS LOCATIONS	SIDEWALK	PE	-	2,536	2,536
			CST	-	5,002	5,002
			Total	-	7,538	7,538
4379911	FL TURNPIKE MAINLINE RESURFACING IN PALM BEACH CNTY	RESURFACING	CST	-	7,015	7,015
4443791	YAMATO RD FROM WEST OF JOG RD TO I-95 AND 16 INTERSECTIONS IN DOWNTOWN BOCA RATON	TRAFFIC CONTROL DEVICES/SYSTEM	PE	-	1,890	1,890
			CST	-	5,000	5,000
			Total	-	6,890	6,890

FDOT Roll-Forward Report Summary for FY 2023 of Transportation Improvement Program (TIP)

Difference between current TIP FY 2023 and proposed FY 2023 after Roll-Forward

Project #	Project Name	Work Type	Phase	Current TIP	Amount Rolled	New TIP
				2023	Forward	2023
4157481	FL TURNPIKE FROM BEELINE HWY/SR710 TO PGA BLVD	ADD LANES & RECONSTRUCT	PE	-	2,722	2,722
			RRU	-	1,000	1,000
			PDE	-	2,012	2,012
			Total	-	5,734	5,734
4378351	US-1/SR-5 NORTH OF HYPOLUXO ROAD TO WATERWAY DRIVE	RESURFACING	CST		5,429	5,429
			Total		5,429	5,429
4361131	LAKE WORTH RD FROM SHERWOOD FOREST BLVD TO MILITARY TR	LIGHTING	CST		5,000	5,000
			Total		5,000	5,000
4460921	OKEECHOBEE BLVD AT FOLSOM RD	ROUNDAABOUT	PE	-	5,000	5,000
			Total	-	5,000	5,000
4483021	KYOTO GARDENS DR FROM NORTH MILITARY TRL TO ALTERNATE A1A	BIKE PATH/TRAIL	PE	-	5,000	5,000
			CST	1,015,336	-	1,015,336
			Total	1,015,336	5,000	1,020,336
4415861	BRANT BRIDGE CONNECTOR FROM LINDELL BLVD TO BRANT BRIDGE	BIKE LANE/SIDEWALK	PE	-	5,000	5,000
			Total	-	5,000	5,000
4443501	CLEAR LAKE TRAIL FROM OKEECHOBEE BLVD/SR-704 TO PALM	BIKE PATH/TRAIL	CST		5,000	5,000
			Total		5,000	5,000
4443771	GERMANTOWN RD FROM OLD GERMANTOWN RD TO S CONGRESS	BIKE PATH/TRAIL	PE	-	5,000	5,000
			Total	-	5,000	5,000
4468323	SR-80 INTERSECTION AT SUGAR HOUSE RD	LIGHTING	PE		4,639	4,639
			Total		4,639	4,639
4067092	FL TURNPIKE BOCA RATON TOLLS DATA CENTER IMPROVEMENT	TOLL DATA CENTER	CST		4,455	4,455
			Total		4,455	4,455
4067091	BOCA RATON TOLL DATA CENTER IMPROVEMENT	TOLL DATA CENTER	DSB		3,329	3,329
			Total		3,329	3,329
4349482	NORTHWOOD CONNECTION FROM CSX MAINLINE TO FEC MAINLINE	RAIL CAPACITY PROJECT	CST		2,425	2,425
			Total		2,425	2,425
4398411	US-1/SR-5 FROM S. OF EVE STREET TO S. OF HARBORSIDE DRIVE	RESURFACING	PE		2,406	2,406
			Total		2,406	2,406
4306082	FOREST HILL BLVD/SR-882 AT 16TH PLACE SOUTH	TRAFFIC SIGNALS	CST		2,000	2,000
			Total		2,000	2,000
4429226	OVERSIGHT OF REPAIR WORK TO WEST PALM BEACH SERVICE PLAZA	REST AREA	PE		1,856	1,856
			Total		1,856	1,856
4371694	FL TURNPIKE FROM N L-30 CANAL TO N BOYNTON BCH BLVD	ADD LANES & RECONSTRUCT	PE		1,500	1,500
			Total		1,500	1,500
4462181	FL TURNPIKE FROM SR706 TO MARTIN C/L	ADD LANES & RECONSTRUCT	PE		1,500	1,500
			Total		1,500	1,500
4371695	E-2W CANAL BULKHEAD WALL, N ATLANTIC AVE TO S BOYNTON BCH	DRAINAGE IMPROVEMENTS	PE		1,500	1,500
			Total		1,500	1,500
4393081	JUPITER TOLL PLAZA (SR706) (TPK MP 116)	DRAINAGE IMPROVEMENTS	PE		1,263	1,263
			Total		1,263	1,263
2303372	R/W REVENUE FROM LEASES PALM BCH	RIGHT OF WAY	ROW		1,212	1,212
			Total		1,212	1,212

FDOT Roll-Forward Report Summary for FY 2023 of Transportation Improvement Program (TIP)

Difference between current TIP FY 2023 and proposed FY 2023 after Roll-Forward

Project #	Project Name	Work Type	Phase	Current TIP	Amount Rolled	New TIP
				2023	Forward	2023
4414661	SPANISH RIVER BLVD/SR-800 OVER ICWW	BRIDGE- REPAIR/REHABILITATION	ENV	-	679	679
			PE	-	429	429
			CST	3,788,102	-	3,788,102
			Total	3,788,102	1,108	3,789,210
4410641	TURNPIKE CARD SOUND TOLL COLLECTION	TOLL COLLECTION	CAP		1,000	1,000
			Total		1,000	1,000
4139215	INFINITY RAYTHEON INTERFACE DEVELOPMENT		CAP		1,000	1,000
			Total		1,000	1,000
4365213	FL TURNPIKE MAINLINE MP 106.1- 111.7	GUARDRAIL	PE		846	846
			Total		846	846
4368991	HAMLIN BOULEVARD FROM 190TH STREET TO 180TH AVENUE NORTH	SIDEWALK	PE		337	337
			Total		337	337
4379913	PALM BEACH COUNTY, MP 81.4- 83.822 & 86.5-90.183	GUARDRAIL	PDE		48	48
			Total		48	48
4150036	US-27/SR-25 ASSET MANAGEMENT CONTRACT US-27 & BELLE GLADE	ROUTINE MAINTENANCE	MNT	3,015,034	-	3,015,034
			Total	3,015,034	-	3,015,034
Total Amount Rolled Forward					115,946,280	

Phase Code List

CST	Construction
PDE	Project Development & Environmental
PE	Preliminary Engineering
ENV	Environmental
ROW	Right of Way
MISC	Miscellaneous
RRU	Railroad & Utilities
CAP	Capital



Florida Department of Transportation

RON DESANTIS
GOVERNOR

3400 West Commercial Boulevard
Fort Lauderdale, FL 33309

JARED W. PERDUE, P.E.
SECRETARY

August 4, 2022

Ms. Valerie Neilson, AICP
Executive Director
Palm Beach Transportation Planning Agency
301 Datura Street
West Palm Beach, FL 33401

**SUBJECT: Palm Beach Transportation Planning Agency
TIP Amendment/Modification Request FY 2022/23 – 2026/27**

Dear Ms. Neilson:

Further to administrative amendment request letter dated July 29, 2022, the Florida Department of Transportation (FDOT) requests your processing of an amendment for two additional projects in the FY 2022/23 – 2026/27 Transportation Improvement Program (TIP) as part of the Roll Forward Amendment # 1. The two projects in the FY 2022/23 – 2026/27 TIP are to be amended to match the length changes that were requested in the administrative amendments request for the FY 2021/22 – 2025/26 TIP.

This Transportation Improvement Program Amendment should be consistent with the Adopted Long-Range Transportation Plan. The adopted TIP remains financially constrained. The TIP amendment is as follows:

FM#	Type of Change	<u>EXISTING</u>	<u>PROPOSED</u>
229658-4	Project Length	1 MI	2.296 MI
446551-1	Project Length	23.605 MI	1.658 MI

If you have any questions or need additional information, please contact Marsha Taylor-Long at (954) 777-4401.

Sincerely,

Marsha Taylor-Long
Planning Specialist
District Four

Phase	Fund Source	2023	2024	2025	2026	2027	Total
-------	-------------	------	------	------	------	------	-------

EXISTING TIP

ATLANTIC AVE/SR-806 FROM SR-7/US-441 TO WEST OF LYONS RD - Proj# 2296584
 Type of Work: ADD LANES & RECONSTRUCT

Length: 1 MI *Non-SIS*
 Lead Agency: FDOT
 LRTP#: TPA001

Description: Widen from 2 lanes to 4 lanes, including 7' bike lanes and 6' sidewalks

Notes: SRM Priority #14-3

RRU	DDR	150,000	0	0	0	0	150,000
ROW	DS	801,917	0	0	0	0	801,917
ROW	SA	3,209,473	0	0	0	0	3,209,473
CST	CM	0	538,019	73,013	0	0	611,032
ROW	DDR	0	12,000	0	0	0	12,000
CST	SA	0	7,588,190	0	0	0	7,588,190
CST	DDR	0	8,202,929	0	0	0	8,202,929
Total		4,161,390	16,341,138	73,013	0	0	20,575,541
<i>Prior Years Cost</i>		8,694,998	<i>Future Years Cost</i>		<i>Total Project Cost</i>		29,270,539

PROPOSED TIP

ATLANTIC AVE/SR-806 FROM SR-7/US-441 TO WEST OF LYONS RD - Proj# 2296584
 Type of Work: ADD LANES & RECONSTRUCT

Length: 2.296 MI *Non-SIS*
 Lead Agency: FDOT
 LRTP#: TPA001

Description: Widen from 2 lanes to 4 lanes, including 7' bike lanes and 6' sidewalks

Notes: SRM Priority #14-3

RRU	DDR	150,000	0	0	0	0	150,000
ROW	DS	801,917	0	0	0	0	801,917
ROW	SA	3,209,473	0	0	0	0	3,209,473
CST	CM	0	538,019	73,013	0	0	611,032
ROW	DDR	0	12,000	0	0	0	12,000
CST	SA	0	7,588,190	0	0	0	7,588,190
CST	DDR	0	8,202,929	0	0	0	8,202,929
Total		4,161,390	16,341,138	73,013	0	0	20,575,541
<i>Prior Years Cost</i>		8,694,998	<i>Future Years Cost</i>		<i>Total Project Cost</i>		29,270,539

Phase	Fund Source	2023	2024	2025	2026	2027	Total
-------	-------------	------	------	------	------	------	-------

EXISTING TIP

BEELINE HWY/SR-710 FROM MARTIN COUNTY LINE TO OLD DIXIE HIGHWAY - Proj# 4465511		Length: 23.605 MI					*SIS*	
Type of Work: ARTERIAL TRAFFIC MGMT SYSTEMS		Lead Agency: FDOT						
		LRTP#: Pages 153-154						
Description: Add connected vehicle elements, as well as traditional TSM&O to the corridor. Includes, but is not limited to, freight signal priority, CCTVs, Bluetooth devices, and ADMS.								
PE	DIH	13,934	0	0	0	0	13,934	
CST	DITS	0	2,035,148	0	0	0	2,035,148	
CST	DIH	0	71,724	0	0	0	71,724	
Total		13,934	2,106,872	0	0	0	2,120,806	
<i>Prior Years Cost</i>		<i>513,934</i>	<i>Future Years Cost</i>			<i>Total Project Cost</i>		<i>2,634,740</i>

PROPOSED TIP

BEELINE HWY/SR-710 FROM MARTIN COUNTY LINE TO OLD DIXIE HIGHWAY - Proj# 4465511		Length: 1.658 MI					*SIS*	
Type of Work: ARTERIAL TRAFFIC MGMT SYSTEMS		Lead Agency: FDOT						
		LRTP#: Pages 153-154						
Description: Add connected vehicle elements, as well as traditional TSM&O to the corridor. Includes, but is not limited to, freight signal priority, CCTVs, Bluetooth devices, and ADMS.								
PE	DIH	13,934	0	0	0	0	13,934	
CST	DITS	0	2,035,148	0	0	0	2,035,148	
CST	DIH	0	71,724	0	0	0	71,724	
Total		13,934	2,106,872	0	0	0	2,120,806	
<i>Prior Years Cost</i>		<i>513,934</i>	<i>Future Years Cost</i>			<i>Total Project Cost</i>		<i>2,634,740</i>

FY 2023 & FY 2024

UNIFIED PLANNING WORK PROGRAM



Adopted May 19, 2022

 PalmBeachTPA.org/UPWP

301 Datura Street
West Palm Beach, FL 33401

CFDA Numbers

20.205 – Highway Planning and Construction

FAP No. 0097-060-M

20.505 – Federal Transit Technical Studies Grant
(Metropolitan Planning)

FM (FPN) No. 439325-4-14-01

FM (FPN) No. 439325-4-14-02

FM (FPN) No. 413735-3-14-01

FY 2023 & FY 2024

UNIFIED PLANNING WORK PROGRAM



DRAFT

Adopted May 19, 2022

 PalmBeachTPA.org/UPWP

301 Datura Street
West Palm Beach, FL 33401

CFDA Numbers

20.205 – Highway Planning and Construction

FAP No. 0097-060-M

20.505 – Federal Transit Technical Studies Grant
(Metropolitan Planning)

FM (FPN) No. 439325-4-14-01

FM (FPN) No. 439325-4-14-02

FM (FPN) No. 413735-3-14-01

Revision	Type	Date
#1	Amendment	09/15/2022



Unified Planning Work Program for Transportation Planning Activities

Fiscal Years 2023 and 2024
Period of July 1, 2022 to June 30, 2024

Approved by the Palm Beach Transportation Planning Agency on
May 19, 2022

Robert S. Weinroth, Palm Beach County Mayor
TPA Chair

This report was prepared in cooperation with our funding partners including United States Department of Transportation, Federal Highway Administration, Federal Transit Administration, Florida Department of Transportation, Florida Commission on Transportation Disadvantaged, Palm Beach County and in coordination with other participating governments.

Public participation is solicited without regard to race, color, national origin, age, sex, religion, disability, or family status. Persons who require special accommodations under the American with Disabilities Act or translation services, free of charge, or for complaints, questions, or concerns about civil rights, please contact the Palm Beach TPA at 561-725-0800 or email Info@PalmBeachTPA.org. Hearing impaired individuals are requested to telephone the Florida Relay System at #711.



Unified Planning Work Program for Transportation Planning Activities

Fiscal Years 2023 and 2024
Period of July 1, 2022 to June 30, 2024

Approved by the Palm Beach Transportation Planning Agency on
May 19, 2022

Amended by the Palm Beach Transportation Planning Agency on
September 15, 2022

Robert S. Weinroth, Palm Beach County Mayor
TPA Chair

This report was prepared in cooperation with our funding partners including United States Department of Transportation, Federal Highway Administration, Federal Transit Administration, Florida Department of Transportation, Florida Commission on Transportation Disadvantaged, Palm Beach County and in coordination with other participating governments.

Public participation is solicited without regard to race, color, national origin, age, sex, religion, disability, or family status. Persons who require special accommodations under the American with Disabilities Act or translation services, free of charge, or for complaints, questions, or concerns about civil rights, please contact the Palm Beach TPA at 561-725-0800 or email Info@PalmBeachTPA.org. Hearing impaired individuals are requested to telephone the Florida Relay System at #711.

INTRODUCTION

The Palm Beach MPO, doing business as the Palm Beach Transportation Planning Agency (TPA or MPO), serves as the designated Metropolitan Planning Organization to administer the federally mandated transportation planning process for all of Palm Beach County. The TPA is part of a larger South Florida urbanized area referred to as the Miami FL Urbanized Area (UZA) that also includes the Miami-Dade Transportation Planning Organization (TPO) and the Broward MPO.

The Unified Planning Work Program (UPWP) is the TPA's plan of operations and budget which identifies the agency's transportation planning activities for the two-year period starting July 1, 2022 through June 30, 2024. The UPWP is approved by the TPA Governing Board via resolution dated May 19, 2022, signed by Palm Beach TPA Chair is available in **Appendix B**. The UPWP is guided by the TPA's vision of a safe, efficient, connected, and multimodal transportation system. The UPWP includes a description of planning work and resulting products, responsible agencies, schedules, costs, and funding sources.

The TPA's mission to collaboratively plan, prioritize and fund the transportation system is carried out pursuant to 23 United States Code (U.S.C.) §134, 49 U.S.C. §5303, 23 Code of Federal Regulations (C.F.R.) §450 Subpart C, and Section 339.175, Florida Statutes (F.S.).

"The FDOT and the Palm Beach TPA participate in the Consolidated Planning Grant (CPG). The CPG enables FDOT, in cooperation with the MPO, the Federal Highway Administration (FHWA), and Federal Transit Administration (FTA), to annually consolidate Florida's FHWA PL and FTA 5305(d) metropolitan planning fund allocations into a single grant that is administered by the FHWA Florida Division. These funds are annually apportioned to FDOT as the direct recipient and allocated to the MPO by FDOT utilizing formulas approved by the MPO, FDOT, FHWA, and FTA in accordance with 23 CFR 420.109 and 49 U.S.C. Chapter 53. The FDOT is fulfilling the CPG's required 18.07% non-federal share (match) using Transportation Development Credits as permitted by 23 CFR 120(j) and FTA C 8100.1D."

23 U.S.C. §120 permits a State to use certain toll revenue expenditures as a credit toward the non-Federal matching share of all programs authorized by Title 23, (except for Emergency Relief Programs) and for transit programs authorized by Chapter 53 of Title 49, U.S.C. This is in essence a "soft-match" provision that allows the Federal share to be increased up to 100% to the extent credits are available. The "soft match" amount being utilized to match the FHWA PL, and FHWA SU, and FTA 5305d funding in the UPWP is 18.07% of FHWA program funds for a total of \$1,003,967 and the "soft match" amount being utilized to match the federal fiscal year (FFY) 21 FTA funding in the UPWP is 20% of FTA program funds for a total of \$97,500.

Please note that all eligible expenses will be reimbursed on an actual cost basis and therefore an indirect rate will not be utilized.

The TPA is in an air quality attainment area and does not anticipate completing any non-attainment planning activities.

In addition, the TPA also receives funding from the Florida Commission on Transportation Disadvantaged (CTD) to implement transportation disadvantaged planning activities.

INTRODUCTION

The Palm Beach MPO, doing business as the Palm Beach Transportation Planning Agency (TPA or MPO), serves as the designated Metropolitan Planning Organization to administer the federally mandated transportation planning process for all of Palm Beach County. The TPA is part of a larger South Florida urbanized area referred to as the Miami FL Urbanized Area (UZA) that also includes the Miami-Dade Transportation Planning Organization (TPO) and the Broward MPO.

The Unified Planning Work Program (UPWP) is the TPA's plan of operations and budget which identifies the agency's transportation planning activities for the two-year period starting July 1, 2022 through June 30, 2024. The UPWP is approved by the TPA Governing Board via resolution dated May 19, 2022, signed by Palm Beach TPA Chair is available in **Appendix B**. The UPWP is guided by the TPA's vision of a safe, efficient, connected, and multimodal transportation system. The UPWP includes a description of planning work and resulting products, responsible agencies, schedules, costs, and funding sources.

The TPA's mission to collaboratively plan, prioritize and fund the transportation system is carried out pursuant to 23 United States Code (U.S.C.) §134, 49 U.S.C. §5303, 23 Code of Federal Regulations (C.F.R.) §450 Subpart C, and Section 339.175, Florida Statutes (F.S.).

"The FDOT and the Palm Beach TPA participate in the Consolidated Planning Grant (CPG). The CPG enables FDOT, in cooperation with the MPO, the Federal Highway Administration (FHWA), and Federal Transit Administration (FTA), to annually consolidate Florida's FHWA PL and FTA 5305(d) metropolitan planning fund allocations into a single grant that is administered by the FHWA Florida Division. These funds are annually apportioned to FDOT as the direct recipient and allocated to the MPO by FDOT utilizing formulas approved by the MPO, FDOT, FHWA, and FTA in accordance with 23 CFR 420.109 and 49 U.S.C. Chapter 53. The FDOT is fulfilling the CPG's required 18.07% non-federal share (match) using Transportation Development Credits as permitted by 23 CFR 120(j) and FTA C 8100.1D."

23 U.S.C. §120 permits a State to use certain toll revenue expenditures as a credit toward the non-Federal matching share of all programs authorized by Title 23, (except for Emergency Relief Programs) and for transit programs authorized by Chapter 53 of Title 49, U.S.C. This is in essence a "soft-match" provision that allows the Federal share to be increased up to 100% to the extent credits are available. The "soft match" amount being utilized to match the FHWA PL, and FHWA SU, and FTA 5305d funding in the UPWP is 18.07% of FHWA program funds for a total of \$2,005,591 and the "soft match" amount being utilized to match the federal fiscal year (FFY) 21 FTA funding in the UPWP is 20% of FTA program funds for a total of \$97,500.

Please note that all eligible expenses will be reimbursed on an actual cost basis and therefore an indirect rate will not be utilized.

The TPA is in an air quality attainment area and does not anticipate completing any non-attainment planning activities.

In addition, the TPA also receives funding from the Florida Commission on Transportation Disadvantaged (CTD) to implement transportation disadvantaged planning activities.

Available Funding

To accomplish the tasks and activities identified in the UPWP, the TPA identified the following available funding sources by fiscal year.

Table 4. Available Funding Sources

Funding Source	Fiscal Year 2023	Fiscal Year 2024	Total
CPG FHWA PL	\$2,819,022	\$2,930,796	\$5,749,818
CPG FHWA SU	\$1,733,000	\$1,820,000	\$3,553,000
FTA 5305(d) (Contract No. G2373)	\$390,000		\$390,000
CTD	\$49,871	\$49,871	\$99,742
TPA Local Funds	\$143,943	\$146,428	\$290,371
Total Funds Available	\$5,135,836	\$4,947,095	\$10,082,931

The certification statements and assurances are included in **Appendix G**.

Available Funding

To accomplish the tasks and activities identified in the UPWP, the TPA identified the following available funding sources by fiscal year.

Table 4. Available Funding Sources

Funding Source	Fiscal Year 2023	Fiscal Year 2024	Total
CPG FHWA PL	\$2,819,022	<u>\$2,721,397</u>	<u>\$5,540,419</u>
CPG FHWA SU	\$1,733,000	\$1,820,000	\$3,553,000
FTA 5305(d) (Contract No. G2373)	\$390,000		\$390,000
CTD	\$49,871	\$49,871	\$99,742
TPA Local Funds	\$143,943	\$146,428	\$290,371
Total Funds Available	\$5,135,836	<u>\$4,737,696</u>	<u>\$9,873,532</u>

REQUIRED ACTIVITIES

The required activities consist of tasks required to carry out the 3-C transportation planning process, guided by the TPA's adopted mission and vision statements.

Mission
To collaboratively plan, prioritize, and fund the transportation system

Vision
A safe, efficient, and connected multimodal transportation system

Annual and multi-year activities, deliverables, and estimated completion dates are identified within each task. Each task is budgeted individually with funding amounts identified by source.

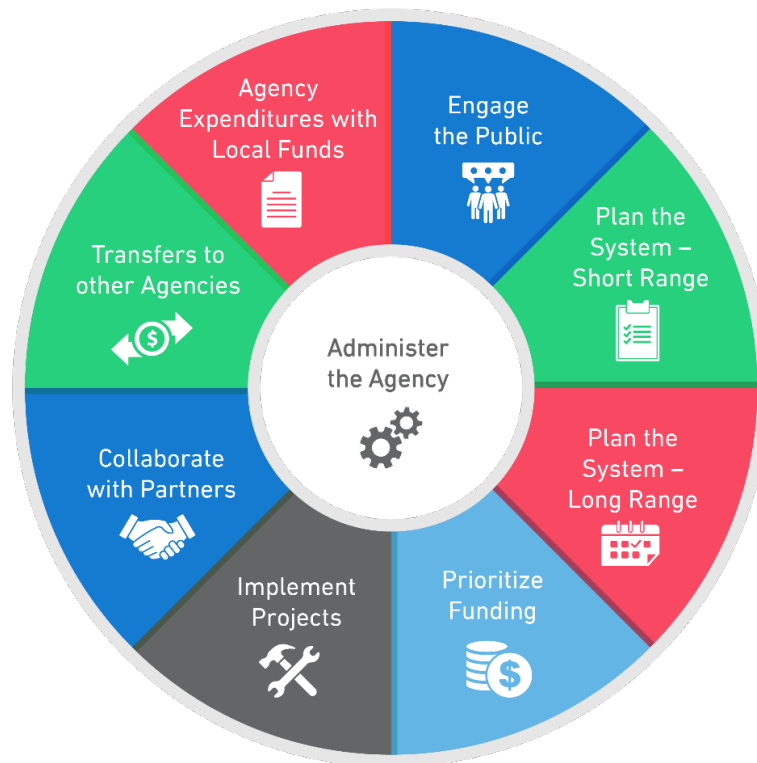


Figure 2. Required Activities

Additionally, the planning activities to be performed by FDOT in District 4 are shown in **Appendix E**. Please note that FDOT has elected not to identify deliverables, completion dates, funding sources, or amounts for their planning activities. Instead, FDOT noted that the list is representative of (but shall not constrain) the typical planning activities that are performed by FDOT District 4 on either a continuous basis or intermittently as needed, using State and Federal funds authorized for Planning purposes. Finally, FDOT noted that their activities may be undertaken at any time during the two-year UPWP cycle at the discretion of District 4 based on identified needs.

Task 1. Engage the Public

Responsible Agency: Palm Beach TPA

Participating Agencies: FHWA, FDOT, Broward MPO (BMPO), Miami-Dade TPO (MDTPO), TCRPC, SEFTC, School District

Purpose

Enable and encourage public awareness and input into the transportation planning and project prioritization process.

Previous Work

Staff routinely presents to and gathers feedback from local community groups, business organizations, and conferences; conducts educational workshops; and participates in community outreach events, local project outreach activities, and events and initiatives to promote safety and alternative modes of transportation. Examples include Vision Zero workshops, safety fairs, and events, Florida Mobility Week, Florida Bicycle Month, Walk-to-School Day, and Bike to-Work Week/Day events.

Continuing activities include the creation and distribution of an e-newsletter, *Transportation Tuesday*. Issues are directly distributed by email and additionally posted to the TPA website to enhance accessibility and to allow use of the website's font size adjustment and Google Translate features. The e-newsletter includes announcements of news items, events, public review and comment opportunities for draft documents, and public meetings of the TPA and partner agencies including those for specific projects. Additional activities include maintenance and enhancements to the TPA website, use of the TPA social media platforms, photo and video gathering/editing, blog posts, monitoring of the Strategic Plan with the creation of an Annual Report, creation and distribution of online and print publications, and Title VI and disadvantaged business enterprise (DBE) monitoring.

Activities to Be Performed

Table 5. Task 1 Activities for Fiscal Years 2023 and 2024

Activity	Deliverable(s)	Completion Date
A Monitor public participation at TPA Board and advisory committee meetings and other outlets	Public Involvement Activity Report	Monthly
B* Present information and seek input from local governments, chambers of commerce, civic organizations, neighborhood associations, etc. to ascertain infrastructure and service needs to support economic development, promote community health, enhance safety, and grow travel and tourism <i>Consultant supported efforts:</i> <ul style="list-style-type: none"> ▪ \$98,000 FY 2023 ▪ \$23,166 FY 2024 	Presentations, Public Meetings, Workshops, Surveys, and Public Comments	As Needed
C Distribute concise and relevant TPA information electronically	Email Newsletters	Biweekly
D* Solicit public input via social media <i>Consultant supported efforts:</i> <ul style="list-style-type: none"> ▪ \$6,000 FY 2023 ▪ \$6,000 FY 2024 	Social Media Postings	Weekly
E* Issue Public Notices in accordance with federal regulations, state guidelines, and the PPP <i>Consultant supported efforts:</i> <ul style="list-style-type: none"> ▪ \$2,500 FY 2023 ▪ \$2,500 FY 2024 	Advertisements	As Required
F Monitor and update the TPA website with current events, meeting agendas, reports, etc.	Updated Website	As Needed
G* Prepare outreach materials for various planning initiatives (i.e., videos, print material, etc.), including alternate formats upon request <i>Consultant supported efforts:</i> <ul style="list-style-type: none"> ▪ \$50,000 FY 2023 ▪ \$50,000 FY 2024 	Targeted Outreach Materials	As Needed
H Monitor countywide statistical data (race, color, national origin, sex, age, disability) of participants and beneficiaries of the TPA programs and activities	Data Summaries	Annually
I Monitor ADA and Title VI compliance and process all complaints	Monitoring Report	As Needed
J Gather photos and video of TPA-related activities, events, and transportation projects.	Social Media Posts, Website Content, Outreach Materials	Monthly

*TPA staff will utilize outside consultants to support the work performed on these activities up to the total amount shown for consultants in each fiscal year. Detail regarding all consultant-supported activities will be submitted to FDOT/FHWA for review and approval as task orders/Requests for Proposal (RFPs) are developed.

Activities to Be Performed

Table 5. Task 1 Activities for Fiscal Years 2023 and 2024

Activity	Deliverable(s)	Completion Date
A Monitor public participation at TPA Board and advisory committee meetings and other outlets	Public Involvement Activity Report	Monthly
B* Present information and seek input from local governments, chambers of commerce, civic organizations, neighborhood associations, etc. to ascertain infrastructure and service needs to support economic development, promote community health, enhance safety, and grow travel and tourism <i>Consultant supported efforts:</i> <ul style="list-style-type: none"> ▪ \$63,000 FY2023 ▪ \$23,166 FY2024 	Presentations, Public Meetings, Workshops, Surveys, and Public Comments	As Needed
C Distribute concise and relevant TPA information electronically	Email Newsletters	Biweekly
D* Solicit public input via social media <i>Consultant supported efforts:</i> <ul style="list-style-type: none"> ▪ \$6,000 FY 2023 ▪ \$6,000 FY 2024 	Social Media Postings	Weekly
E* Issue Public Notices in accordance with federal regulations, state guidelines, and the PPP <i>Consultant supported efforts:</i> <ul style="list-style-type: none"> ▪ \$2,500 FY 2023 ▪ \$2,500 FY 2024 	Advertisements	As Required
F Monitor and update the TPA website with current events, meeting agendas, reports, etc.	Updated Website	As Needed
G* Prepare outreach materials for various planning initiatives (i.e., videos, print material, etc.), including alternate formats upon request <i>Consultant supported efforts:</i> <ul style="list-style-type: none"> ▪ \$50,000 FY 2023 ▪ \$50,000 FY 2024 	Targeted Outreach Materials	As Needed
H Monitor countywide statistical data (race, color, national origin, sex, age, disability) of participants and beneficiaries of the TPA programs and activities	Data Summaries	Annually
I Monitor ADA and Title VI compliance and process all complaints	Monitoring Report	As Needed
J Gather photos and video of TPA-related activities, events, and transportation projects.	Social Media Posts, Website Content, Outreach Materials	Monthly

*TPA staff will utilize outside consultants to support the work performed on these activities up to the total amount shown for consultants in each fiscal year. Detail regarding all consultant-supported activities will be submitted to FDOT/FHWA for review and approval as task orders/Requests for Proposal (RFPs) are developed.

Table 6. Task 1 Budget for Fiscal Years 2023 and 2024

Year 1: FY 2023				
Budget Category	FHWA		FTA 5305(d) (Contract No. G2373)*	FY 2023 Total
	PL	SU	Federal	
Personnel (salary and benefits)	\$207,618	\$50,003	\$53,806	\$311,427
Consultants	\$52,172	\$104,328		\$156,500
FY 2023 Total	\$259,790	\$154,331	\$53,806	\$467,927
Year 2: FY 2024				
Budget Category	FHWA			FY 2024 Total
	PL	SU		
Personnel (salary and benefits)	\$171,285	\$171,285		\$342,570
Consultants	\$62,074	\$19,592		\$81,666
FY 2024 Total	\$233,359	\$190,877		\$424,236

*Carryover

Table 6. Task 1 Budget for Fiscal Years 2023 and 2024

Year 1: FY 2023				
Budget Category	FHWA		FTA 5305(d) (Contract No. G2373)*	FY 2023 Total
	PL	SU	Federal	
Personnel (salary and benefits)	\$207,618	\$50,003	\$53,806	\$311,427
Consultants	<u>\$17,172</u>	\$104,328		\$121,500
FY 2023 Total	\$224,790	\$154,331	\$53,806	\$432,927
Year 2: FY 2024				
Budget Category	FHWA			FY 2024 Total
	PL	SU		
Personnel (salary and benefits)	\$171,285	\$171,285		\$342,570
Consultants	\$62,074	\$19,592		\$81,666
FY 2024 Total	\$233,359	\$190,877		\$424,236

*Carryover

Task 2. Plan the System – Short Range

Responsible Agency: Palm Beach TPA

Participating Agencies: FDOT, FHWA, SEFTC, SFRTA, SFRPC, TCRPC, BMPO, MDTPO, Freight Industry, FDEP, FPL, PBC, School District, PBC Health Department (PBCHD), Local Municipalities, Northern and Western MPOs/TPO, Palm Tran

Purpose

Plan for a safe, efficient, connected multimodal transportation system for all users. To provide the necessary data and analysis tools to support and perform the multimodal planning processes for the TPA region, including:

- Planning and evaluation for all modes and services including pedestrian, bicycle, transit, freight, automobile, airport, seaport, intermodal, and non-emergency transportation services, and evaluate connected vehicle and autonomous vehicle (CV/AV) impacts

- Providing technical support to coordinate land use with the transportation system

Previous Work

The TPA updated and worked on implementing its Vision Zero Action Plan to influence policy, funding, and culture to improve safety for all transportation users. The TPA updated its Vision Zero Action Plan in October 2021 and presented a progress report to its Board and committees in February 2021 and in February 2022. The TPA also evaluated quarterly pedestrian and bicycle crash reports to identify potential causes and worked with partner agencies to implement safety countermeasures.

The TPA worked with Palm Tran and local municipalities on advancing roadway modifications and transit improvements identified in the US-1 Multimodal Corridor Study, including conducting lane repurposing studies with local communities, refining enhanced transit shelter locations, and prioritizing funds for Transit Signal Priority (TSP), electric buses, and enhanced transit shelters. The TPA also worked with local communities and Palm Tran to conduct walk bicycle safety audits, and Complete Streets studies to provide access to transit and improve safety for all roadway users.

The TPA collaborated with Palm Tran and SFRTA on TDP updates, evaluating new transit service, and conducting transportation planning activities for the transportation disadvantaged program. The TPA conducted an Okeechobee Blvd. and SR-7 Multimodal Corridor Study in coordination with Palm Tran, FDOT, and local municipalities along these corridors. The TPA also assisted local municipalities with establishing Quiet Zones for Brightline Phase II from West Palm Beach north to the county limit. The TPA began conducting a corridor analysis to expand Tri-Rail Service to the Veterans Affairs Medical Center along the CSX railway as well as provide new service along the FEC railway.

The TPA continued to evaluate upcoming projects for Complete Streets improvements and worked with local municipalities, Palm Tran, and roadway owners to move these projects

Staff streamlined transportation data visualizations and sharing for the public by maintaining a TPA mapping application and Open Data Hub to allow outside agencies and the public to access transportation data easily.

Activities to Be Performed

Table 7. Task 2 Activities for Fiscal Years 2023 and 2024

Activity	Deliverable(s)	Completion Date	
A*	Plan the fixed route transit system, including multimodal corridor studies, transit supportive land use analysis, and health impact assessments to improve access to transit service; TDP updates; and analysis of rail crossing safety and quiet zone eligibility <i>Consultant supported efforts:</i>	Corridor Studies	Annually
	<ul style="list-style-type: none"> ▪ \$700,000 FY 2023 ▪ \$200,000 FY 2024 	TDP Updates	June 2023
		Formal Establishment of Quiet Zones	June 2023
B	Plan the TD system, including TD Service Plan updates, CTC evaluations, LCB meeting coordination, and review of 5310 applications	TDSP Update	Annually by November
		CTC Evaluation	Annually by April
		LCB Meetings	Quarterly
C*	Plan the non-motorized transportation system, including evaluating the TPA's pedestrian and bicycle priority networks, upcoming resurfacing projects, and high crash locations to identify pedestrian and bicycle infrastructure improvements and collect pedestrian and bicycle count and safety data <i>Consultant supported efforts:</i>	Projects Identified	Annually in List of Priority Projects by July 2023 / July 2024
			Ped/Bike Counts
D	Plan the freight system, including prioritization of freight projects, participation on committees, and coordinating with stakeholders	Projects Reviewed and Identified	As Needed
E*	Implement and monitor actions identified in Vision Zero Action Plan <i>Consultant supported efforts:</i>	Vision Zero Action Plan Report Card	Annually with the adoption of new safety targets: Feb 2023/ Feb 2024
	<ul style="list-style-type: none"> ▪ \$75,000 FY 2023 ▪ \$50,000 FY 2024 		
F*	Conduct and assist local governments with mobility and multimodal plans and corridor studies to improve safety for users of all ages, abilities, and transportation modes <i>Consultant supported efforts:</i>	Community Plans and Studies	As Needed
	<ul style="list-style-type: none"> ▪ \$150,000 FY 2023 ▪ \$50,000 FY 2024 		

forward. The TPA also worked with FDOT and the County to collect and evaluate pedestrian and bicycle counts.

Staff streamlined transportation data visualizations and sharing for the public by maintaining a TPA mapping application and Open Data Hub to allow outside agencies and the public to access transportation data easily.

Activities to Be Performed

Table 7. Task 2 Activities for Fiscal Years 2023 and 2024

Activity	Deliverable(s)	Completion Date	
A*	Plan the fixed route transit system, including multimodal corridor studies, transit supportive land use analysis, and health impact assessments to improve access to transit service; TDP updates; and analysis of rail crossing safety and quiet zone eligibility <i>Consultant supported efforts:</i>	Corridor Studies	Annually
	<ul style="list-style-type: none"> ▪ \$700,000 FY 2023 ▪ \$200,000 FY 2024 	TDP Updates	June 2023
		Formal Establishment of Quiet Zones	June 2023
B	Plan the TD system, including TD Service Plan updates, CTC evaluations, LCB meeting coordination, and review of 5310 applications	TDSP Update	Annually by November
		CTC Evaluation	Annually by April
		LCB Meetings	Quarterly
C*	Plan the non-motorized transportation system, including evaluating the TPA's pedestrian and bicycle priority networks, upcoming resurfacing projects, and high crash locations to identify pedestrian and bicycle infrastructure improvements and collect pedestrian and bicycle count and safety data <i>Consultant supported efforts:</i>	Projects Identified	Annually in List of Priority Projects by July 2023 / July 2024
			Ped/Bike Counts
D	Plan the freight system, including prioritization of freight projects, participation on committees, and coordinating with stakeholders	Projects Reviewed and Identified	As Needed
E*	Implement and monitor actions identified in Vision Zero Action Plan <i>Consultant supported efforts:</i>	Vision Zero Action Plan Report Card	Annually with the adoption of new safety targets: Feb 2023/ Feb 2024
	<ul style="list-style-type: none"> ▪ \$75,000 FY 2023 ▪ \$50,000 FY 2024 		
F*	Conduct and assist local governments with mobility and multimodal plans and corridor studies to improve safety for users of all ages, abilities, and transportation modes <i>Consultant supported efforts:</i>	Community Plans and Studies	As Needed
	<ul style="list-style-type: none"> ▪ \$150,000 FY 2023 ▪ \$50,000 FY 2024 		

Activity	Deliverable(s)	Completion Date
G* Collect, analyze, and maintain transportation and GIS data, such as population and employment data, traditionally underserved demographic data, vehicular traffic, non-motorized data, transit ridership data, intermodal freight statistics, and other data. <i>Consultant supported efforts:</i> <ul style="list-style-type: none"> \$29,063 FY 2023 \$28,159 FY 2024 	Updated GIS Datasets	As Needed
	Updated Open Data Hub	

*TPA staff will utilize outside consultants to support the work performed on these activities up to the total amount shown for consultants in each fiscal year. Detail regarding all consultant-supported activities will be submitted to FDOT/FHWA for review and approval as task orders/Requests for Proposal (RFPs) are developed.

Activity	Deliverable(s)	Completion Date
G* Collect, analyze, and maintain transportation and GIS data, such as population and employment data, traditionally underserved demographic data, vehicular traffic, non-motorized data, transit ridership data, intermodal freight statistics, and other data. <i>Consultant supported efforts:</i> <ul style="list-style-type: none"> \$29,063 FY 2023 \$28,159 FY 2024 	Updated GIS Datasets	As Needed
	Updated Open Data Hub	

*TPA staff will utilize outside consultants to support the work performed on these activities up to the total amount shown for consultants in each fiscal year. Detail regarding all consultant-supported activities will be submitted to FDOT/FHWA for review and approval as task orders/Requests for Proposal (RFPs) are developed.

Table 8. Task 2 Budget for Fiscal Years 2023 and 2024

Year 1: FY 2023					
Budget Category	FHWA		FTA 5305(d) (Contract No. G2373)*	CTD	FY 2023 Total
	PL	SU	Federal	State	
Personnel (salary and benefits)	\$83,732	\$20,166	\$21,700	\$49,871	\$175,469
Consultants	\$343,058	\$686,005			\$1,029,063
FY 2023 Total	\$426,790	\$706,171	\$21,700	\$49,871	\$1,204,532
Year 2: FY 2024					
Budget Category	FHWA			CTD	FY 2024 Total
	PL	SU		State	
Personnel (salary and benefits)	\$71,573	\$71,573		\$49,871	\$193,017
Consultants	\$306,441	\$96,718			\$403,159
FY 2024 Total	\$378,014	\$168,291		\$49,871	\$596,176

*Carryover

Table 8. Task 2 Budget for Fiscal Years 2023 and 2024

Year 1: FY 2023					
Budget Category	FHWA		FTA 5305(d) (Contract No. G2373)*	CTD	FY 2023 Total
	PL	SU	Federal	State	
Personnel (salary and benefits)	\$83,732	\$20,166	\$21,700	\$49,871	\$175,469
Consultants	\$343,058	\$686,005			\$1,029,063
FY 2023 Total	\$426,790	\$706,171	\$21,700	\$49,871	\$1,204,532
Year 2: FY 2024					
Budget Category	FHWA			CTD	FY 2024 Total
	PL	SU		State	
Personnel (salary and benefits)	\$71,573	\$71,573		\$49,871	\$193,017
Consultants	<u>\$97,042</u>	\$96,718			\$193,760
FY 2024 Total	\$168,615	\$168,291		\$49,871	\$386,777

*Carryover

Table 16. Task 6 Budget for Fiscal Years 2023 and 2024

Year 1: FY 2023				
Budget Category	FHWA		FTA 5305(d) (Contract No. G2373)*	FY 2023 Total
	PL	SU	Federal	
Personnel (salary and benefits)	\$249,509	\$60,091	\$64,663	\$374,263
Consultants	\$36,004	\$71,996		\$108,000
FY 2023 Total	\$285,513	\$132,087	\$64,663	\$482,263
Year 2: FY 2024				
Budget Category	FHWA			FY 2024 Total
	PL	SU		
Personnel (salary and benefits)	\$205,845	\$205,845		\$411,690
Consultants	\$42,280	\$13,344		\$55,624
FY 2024 Total	\$248,125	\$219,189		\$467,314

*Carryover

Task 7. Administer the Agency

Responsible Agency: Palm Beach TPA

Participating Agencies: FHWA, FTA, PBC, Local Municipalities, FDOT, TCRPC, SFRPC, BMPO, MDTPO

Purpose

Provide the staff and resources necessary to administer the 3-C transportation planning process and to provide a fair and impartial setting for effective regional decision-making.

Previous Work

Staff performed required on-going activities including supporting the TPA Governing Board and advisory committee meetings; updated necessary documents, assisted in audits, and submitted quarterly/monthly progress reports and reimbursement requests.

The TPA adapted to the COVID-19 pandemic by modifying the conduct of public meetings by utilizing the Zoom webinar platform because it did not require the public to purchase or download any additional software or equipment to attend meetings virtually. The TPA will offer hybrid meeting options moving forward as it allows for easy access for the public to participate and provide public comment.

The TPA received a Silver Level Bicycle Friendly Business designation from the League of American Bicyclists in September 2020 and was designated a Best Workplace for Commuters in January 2021 and 2022.

The TPA executed contracts for external auditing services, building cleaning and maintenance services, copier services, a learning management system and training vendors for ongoing staff learning opportunities, and a recruitment firm to hire a permanent Executive Director.

The TPA continually updated its Personnel Handbook to become a resource for staff with workplace procedures. Additionally, the TPA amended its holiday to include Juneteenth, in line with it becoming a federal holiday.

The TPA prepared an updated Continuity of Operations Plan (COOP) in 2021 and the COOP activation is scenario-driven and is not required for all emergencies or disruptions.

Activities to Be Performed

Table 17. Task 7 Activities for Fiscal Years 2023 and 2024

Activity	Deliverable(s)	Completion Date
A Administer TPA Governing Board and advisory committee meetings	Agendas, minutes, presentations	Monthly
B Monitor the two-year UPWP for FY 23-24, process modifications and amendments, coordinate tasks with participating agencies, submit progress reports and invoices to FDOT, and adopt the FY 25-26 UPWP	Progress Reports and Invoices	At least quarterly
	FY 25-26 UPWP	May 2024
C Monitor, update, and implement the Strategic Plan	Strategic Plan	Annually
D* Provide training for TPA staff and TPA Governing Board members at conferences, workshops, etc. Attend business meetings as required. <i>Consultant supported efforts:</i> ▪ \$25,000 FY 2023 ▪ \$20,000 FY 2024	Training, conference, and meeting attendance	As Needed
E* Perform financial tasks including grant reimbursements, audit reports, budget, supporting FDOT audit(s), grant reconciliations, timekeeping, inventory, contract management, invoice payments <i>Professional services supported effort:</i> ▪ \$35,000 FY 2023 ▪ \$35,000 FY 2024	Audit report	Annually
	FDOT audit(s)	March, 2023, March 2024
	Financial reports Grant Reimbursement Reports	Monthly
F Prepare for and participate in joint FDOT/TPA and federal certification reviews	Responses to certification questions	As Needed
G Procure services, supplies, and equipment (RFPs, contracts, etc.)	Executed contracts	As Needed
H Hire additional TPA personnel to support the TPA's administration and planning processes	Staff Accountant	June 2023

The TPA received a Silver Level Bicycle Friendly Business designation from the League of American Bicyclists in September 2020 and was designated a Best Workplace for Commuters in January 2021 and 2022.

The TPA executed contracts for external auditing services, building cleaning and maintenance services, copier services, a learning management system and training vendors for ongoing staff learning opportunities, and a recruitment firm to hire a permanent Executive Director.

The TPA continually updated its Personnel Handbook to become a resource for staff with workplace procedures. Additionally, the TPA amended its holiday to include Juneteenth, in line with it becoming a federal holiday.

The TPA prepared an updated Continuity of Operations Plan (COOP) in 2021 and the COOP activation is scenario-driven and is not required for all emergencies or disruptions.

Activities to Be Performed

Table 17. Task 7 Activities for Fiscal Years 2023 and 2024

Activity	Deliverable(s)	Completion Date
A Administer TPA Governing Board and advisory committee meetings	Agendas, minutes, presentations	Monthly
B Monitor the two-year UPWP for FY 23-24, process modifications and amendments, coordinate tasks with participating agencies, submit progress reports and invoices to FDOT, and adopt the FY 25-26 UPWP	Progress Reports and Invoices	At least quarterly
	FY 25-26 UPWP	May 2024
C Monitor, update, and implement the Strategic Plan	Strategic Plan	Annually
D* Provide training for TPA staff and TPA Governing Board members at conferences, workshops, etc. Attend business meetings as required. <u>Plan, Coordinate, and Attend CapMetro Peer exchange with Board, Reps. & Staff. (\$25,000)</u> <i>Consultant supported efforts:</i> ▪ \$25,000 FY 2023 ▪ \$20,000 FY 2024	Training, conference, and meeting attendance	As Needed
E* Perform financial tasks including grant reimbursements, audit reports, budget, supporting FDOT audit(s), grant reconciliations, timekeeping, inventory, contract management, invoice payments <i>Professional services supported effort:</i> ▪ \$35,000 FY 2023 ▪ \$35,000 FY 2024	Audit report	Annually
	FDOT audit(s)	March, 2023, March 2024
	Financial reports Grant Reimbursement Reports	Monthly
F Prepare for and participate in joint FDOT/TPA and federal certification reviews	Responses to certification questions	As Needed
G Procure services, supplies, and equipment (RFPs, contracts, etc.)	Executed contracts	As Needed
H Hire additional TPA personnel to support the TPA's administration and planning processes	Staff Accountant	June 2023

Activity	Deliverable(s)	Completion Date
I* Establish and update, as needed, agreements, operating procedures, and Continuity of Operations Plan (COOP) for compliance with state and federal rules/laws <i>Professional services supported effort:</i> <ul style="list-style-type: none"> \$6,500 FY 2023 \$9,300 FY 2024 	Executed Agreements	Jun 2020 (MPO) Dec 2020 (Transit) Annually (TD) As needed (Misc.)
	Updated Operating Procedures	As Needed
	Updated COOP	As Needed
J Monitor the release of 2020 U.S. Census results, including any re-designation or re-affirmation process conducted pursuant to Section 339.175, F.S. This includes updates to the functional classification and TPA urbanized area boundary map.	Redesignated/ Reaffirmed TPA	Dec 2023
	Updated functional classification and urbanized area boundary maps	Dec 2023
K* Legal services to support the TPA's administration of the federal planning process and defend the TPA against all claims <i>Professional services supported effort:</i> <ul style="list-style-type: none"> \$113,500 FY 2023 \$116,700 FY 2024 	Legal Review of agendas, documents, etc.	Monthly
	Legal Defense Documents	As Needed
L Monitor DBE participation and report payments	Monitoring report	As Needed
M* Software Tools supporting TIP project management, Performance measures, Automated pedestrian and bicycle counts, Geospatial mapping and online publishing. <i>Software services supported effort:</i> <ul style="list-style-type: none"> \$80,000 FY 2023 \$85,000 FY 2024 	TIP database, Counts Database, Maps, interactive tracking website	Ongoing
N* Procure and implement integrated accounting, payroll, and financial reporting system. <i>Professional services and Software supported effort:</i> <ul style="list-style-type: none"> \$25,000 FY 2023 \$25,000 FY 2024 	Federal Single Audit	June 2023
O* Procure and coordinate Human Resources services. <i>Consultant services</i> <ul style="list-style-type: none"> \$28,500 FY 2023 \$20,000 FY 2024 	Human Resources Manual	December 2022, Ongoing
P* IT Services, Website Development and Maintenance Services <i>Professional services supported effort:</i> <ul style="list-style-type: none"> \$50,000 FY 2023 \$50,000 FY 2024 	Website	Ongoing

*TPA staff will utilize outside consultants to support the work performed on these activities up to the total amount shown for consultants in each fiscal year. Detail regarding all consultant-supported activities will be submitted to FDOT/FHWA for review and approval as task orders/Requests for Proposal (RFPs) are developed.

Activity	Deliverable(s)	Completion Date
I* Establish and update, as needed, agreements, operating procedures, and Continuity of Operations Plan (COOP) for compliance with state and federal rules/laws <i>Professional services supported effort:</i> <ul style="list-style-type: none"> \$6,500 FY 2023 \$9,300 FY 2024 	Executed Agreements	Jun 2020 (MPO) Dec 2020 (Transit) Annually (TD) As needed (Misc.)
	Updated Operating Procedures	As Needed
	Updated COOP	As Needed
J Monitor the release of 2020 U.S. Census results, including any re-designation or re-affirmation process conducted pursuant to Section 339.175, F.S. This includes updates to the functional classification and TPA urbanized area boundary map.	Redesignated/ Reaffirmed TPA	Dec 2023
	Updated functional classification and urbanized area boundary maps	Dec 2023
K* Legal services to support the TPA's administration of the federal planning process and defend the TPA against all claims <i>Professional services supported effort:</i> <ul style="list-style-type: none"> \$113,500 FY 2023 \$116,700 FY 2024 	Legal Review of agendas, documents, etc.	Monthly
	Legal Defense Documents	As Needed
L Monitor DBE participation and report payments	Monitoring report	As Needed
M* Software Tools supporting TIP project management, Performance measures, Automated pedestrian and bicycle counts, Geospatial mapping and online publishing. <i>Software services supported effort:</i> <ul style="list-style-type: none"> \$80,000 FY 2023 \$85,000 FY 2024 	TIP database, Counts Database, Maps, interactive tracking website	Ongoing
N* Procure and implement integrated accounting, payroll, and financial reporting system. <i>Professional services and Software supported effort:</i> <ul style="list-style-type: none"> \$25,000 FY 2023 \$25,000 FY 2024 	Federal Single Audit	June 2023
O* Procure and coordinate Human Resources services. <i>Consultant services</i> <ul style="list-style-type: none"> \$28,500 FY 2023 \$20,000 FY 2024 	Human Resources Manual	December 2022, Ongoing
P* IT Services, Website Development and Maintenance Services <i>Professional services supported effort:</i> <ul style="list-style-type: none"> \$50,000 FY 2023 \$50,000 FY 2024 	Website	Ongoing
Q Installation of Entry/Egress Security System <ul style="list-style-type: none"> \$35,000 FY 2023 	System Installation	10/31/2022

*TPA staff will utilize outside consultants to support the work performed on these activities up to the total amount shown for consultants in each fiscal year. Detail regarding all consultant-supported activities will be submitted to FDOT/FHWA for review and approval as task orders/Requests for Proposal (RFPs) are developed.

Table 18. Task 7 Budget for Fiscal Years 2023 and 2024

Year 1: FY 2023				
Budget Category	FHWA		FTA 5305(d) (Contract No. G2373)***	FY 2023 Total
	PL	SU	Federal	
Personnel (salary and benefits)	\$519,661	\$125,155	\$134,675	\$779,491
Consultants	\$21,168	\$42,332		\$63,500
Travel*	\$86,400			\$86,400
Direct Expenses				
Facilities	\$267,750	\$89,250		\$357,000
Professional	\$129,650	\$129,650		\$259,300
Administrative	\$9,975	\$29,925		\$39,900
Graphics & Advertising	\$9,100	\$9,100		\$18,200
Supplies	\$80,640	\$20,160		\$100,800
Equipment & Improvements**	\$20,900			\$20,900
FY 2023 Total	\$1,145,244	\$445,572	\$134,675	\$1,725,491
Year 2: FY 2024				
Budget Category	FHWA			FY 2024 Total
	PL	SU		
Personnel (salary and benefits)	\$428,720	\$428,720		\$857,440
Consultants	\$31,196	\$9,845		\$41,041
Travel*	\$90,700			\$90,700
Direct Expenses				
Facilities	\$281,250	\$93,750		\$375,000
Professional	\$133,250	\$133,250		\$266,500
Administrative	\$10,475	\$31,425		\$41,900
Graphics & Advertising	\$9,550	\$9,550		\$19,100
Supplies	\$84,721	\$21,179		\$105,900
Equipment & Improvements**	\$21,945			\$21,945
FY 2024 Total	\$1,091,807	\$727,719		\$1,819,526

*Palm Beach TPA understands that any atypical travel (traveling outside of the United States, or travel in the United States that includes peer exchange and facility or system tours) will be submitted to FDOT and FHWA for approval.

**Palm Beach TPA understands that equipment purchases equal to or over \$5,000 will be submitted to FHWA for review and approval.

***Carryover

Table 18. Task 7 Budget for Fiscal Years 2023 and 2024

Year 1: FY 2023				
Budget Category	FHWA		FTA 5305(d) (Contract No. G2373)***	FY 2023 Total
	PL	SU	Federal	
Personnel (salary and benefits)	\$519,661	\$125,155	\$134,675	\$779,491
Consultants	\$21,168	\$42,332		\$63,500
Travel*	\$86,400			\$86,400
Direct Expenses				
Facilities	\$267,750	\$89,250		\$357,000
Professional	\$129,650	\$129,650		\$259,300
Administrative	\$9,975	\$29,925		\$39,900
Graphics & Advertising	\$9,100	\$9,100		\$18,200
Supplies	\$80,640	\$20,160		\$100,800
Equipment & Improvements**	\$55,900			\$55,900
FY 2023 Total	\$1,180,244	\$445,572	\$134,675	\$1,760,491
Year 2: FY 2024				
Budget Category	FHWA			FY 2024 Total
	PL	SU		
Personnel (salary and benefits)	\$428,720	\$428,720		\$857,440
Consultants	\$31,196	\$9,845		\$41,041
Travel*	\$90,700			\$90,700
Direct Expenses				
Facilities	\$281,250	\$93,750		\$375,000
Professional	\$133,250	\$133,250		\$266,500
Administrative	\$10,475	\$31,425		\$41,900
Graphics & Advertising	\$9,550	\$9,550		\$19,100
Supplies	\$84,721	\$21,179		\$105,900
Equipment & Improvements**	\$21,945			\$21,945
FY 2024 Total	\$1,091,807	\$727,719		\$1,819,526

*Palm Beach TPA understands that any atypical travel (traveling outside of the United States, or travel in the United States that includes peer exchange and facility or system tours) will be submitted to FDOT and FHWA for approval.

**Palm Beach TPA understands that equipment purchases equal to or over \$5,000 will be submitted to FHWA for review and approval.

***Carryover

Task 9. Agency Expenditures with Local Funds

Purpose

Authorize local fund expenditures for items that are not reimbursable from state and federal grant sources or used as a local match.

Activities to Be Performed

Maximize Agency Effectiveness – Influence laws, policies, and discretionary funding decisions at the state and national levels to implement TPA priority transportation projects. Conduct peer exchanges with other MPOs around the country to inform better decision-making by TPA Governing Board members and staff. Support informed decision-making by TPA Governing Board members. This task may include professional lobbyist assistance.

Improve Public Engagement – Purchase and distribute items to promote the TPA programs and solicit feedback, conduct targeted outreach events, and provide subsidy awards for transportation related activities, initiatives, and events that align with the mission and vision of the TPA.

Enhance Staff Performance – Fund staff professional certification and licensing dues, professional society memberships, and other staff enhancement expenses, and provide refreshments at meetings to maximize productivity.

Balance to TPA Reserve (Local Fund) – The balance of this account will be added to the TPA Reserve Account.

Table 22. Task 9 Activities for Fiscal Years 2023 and 2024

	Activity	Completion Date
A	Maximize Agency Effectiveness: Advocacy activities, including TPA travel expenses, TPA staff time, consultant fees, peer exchanges, board member briefings, etc.	As Needed
B	Improve Public Engagement: Promotional items, activities, and sponsorships	As Needed
C	Enhance Staff Performance: Certification and licensing dues and other staff enhancement expenses, professional organizational memberships, meeting refreshments	As Needed
D	Balance to TPA Local Reserves Fund	As Needed

Table 23. Task 9 Budget for Fiscal Years 2023 and 2024

Year 1: FY 2023		
Budget Category	Local	FY 2023 Total
Maximize Agency Effectiveness	\$55,000	\$55,000
Improve Public Engagement	\$30,000	\$30,000
Enhance Staff Performance	\$15,000	\$15,000
Balance to TPA Reserve Fund	\$43,943	\$43,943
FY 2023 Total	\$143,943	\$143,943
Year 2: FY 2024		
Budget Category	Local	FY 2024 Total
Maximize Agency Effectiveness	\$55,000	\$55,000
Improve Public Engagement	\$30,000	\$30,000
Enhance Staff Performance	\$15,000	\$15,000
Balance to TPA Reserve Fund	\$46,428	\$46,428
FY 2024 Total	\$146,428	\$146,428

Table 23. Task 9 Budget for Fiscal Years 2023 and 2024

Year 1: FY 2023		
Budget Category	Local	FY 2023 Total
Maximize Agency Effectiveness	\$55,000	\$55,000
Improve Public Engagement	\$30,000	\$30,000
Enhance Staff Performance	<u>\$25,000</u>	\$15,000
Balance to TPA Reserve Fund	<u>\$33,943</u>	\$43,943
FY 2023 Total	\$143,943	\$143,943
Year 2: FY 2024		
Budget Category	Local	FY 2024 Total
Maximize Agency Effectiveness	\$55,000	\$55,000
Improve Public Engagement	\$30,000	\$30,000
Enhance Staff Performance	\$15,000	\$15,000
Balance to TPA Reserve Fund	\$46,428	\$46,428
FY 2024 Total	\$146,428	\$146,428



Summary Budget

Funding Source Contract Fiscal Year Total Budget	FHWA G1		FFY 21 FTA 5305(d) G2373		CTD G3		Local	
	2023	2024	2023	2024	2023	2024	2023	2024
		\$ 4,552,022	\$ 4,750,796	\$ 390,000	\$ -	\$ 49,871	\$ 49,871	\$ 143,943
Task 1 Engage the Public								
Personnel (salary and benefits)	\$ 257,621	\$ 342,570	\$ 53,806	\$ -	\$ -	\$ -	\$ -	\$ -
Consultant	\$ 156,500	\$ 81,666	\$ -	\$ -	\$ -	\$ -	\$ -	\$ -
Sub Total	\$ 414,121	\$ 424,236	\$ 53,806	\$ -	\$ -	\$ -	\$ -	\$ -
Task 2 Plan the System Short Term								
Personnel (salary and benefits)	\$ 103,898	\$ 143,146	\$ 21,700	\$ -	\$ 49,871	\$ 49,871	\$ -	\$ -
Consultant	\$ 1,029,063	\$ 403,159	\$ -	\$ -	\$ -	\$ -	\$ -	\$ -
Sub Total	\$ 1,132,961	\$ 546,305	\$ 21,700	\$ -	\$ 49,871	\$ 49,871	\$ -	\$ -
Task 3 Plan the System Long Term								
Personnel (salary and benefits)	\$ 141,390	\$ 188,014	\$ 29,531	\$ -	\$ -	\$ -	\$ -	\$ -
Consultant	\$ 200,000	\$ 550,000	\$ -	\$ -	\$ -	\$ -	\$ -	\$ -
Sub Total	\$ 341,390	\$ 738,014	\$ 29,531	\$ -	\$ -	\$ -	\$ -	\$ -
Task 4 Prioritize Funding								
Personnel (salary and benefits)	\$ 278,858	\$ 370,810	\$ 58,242	\$ -	\$ -	\$ -	\$ -	\$ -
Consultant	\$ 72,000	\$ 37,083	\$ -	\$ -	\$ -	\$ -	\$ -	\$ -
Sub Total	\$ 350,858	\$ 407,893	\$ 58,242	\$ -	\$ -	\$ -	\$ -	\$ -
Task 5 Implement Projects								
Personnel (salary and benefits)	\$ 131,110	\$ 174,342	\$ 27,383	\$ -	\$ -	\$ -	\$ -	\$ -
Sub Total	\$ 131,110	\$ 174,342	\$ 27,383	\$ -	\$ -	\$ -	\$ -	\$ -
Task 6 Collaborate with Partners								
Personnel (salary and benefits)	\$ 309,600	\$ 411,690	\$ 64,663	\$ -	\$ -	\$ -	\$ -	\$ -
Consultant	\$ 108,000	\$ 55,624	\$ -	\$ -	\$ -	\$ -	\$ -	\$ -
Sub Total	\$ 417,600	\$ 467,314	\$ 64,663	\$ -	\$ -	\$ -	\$ -	\$ -
Task 7 Administer the Agency								
Personnel (salary and benefits)	\$ 644,816	\$ 857,440	\$ 134,675	\$ -	\$ -	\$ -	\$ -	\$ -
Consultant	\$ 63,500	\$ 41,041	\$ -	\$ -	\$ -	\$ -	\$ -	\$ -
Travel	\$ 86,400	\$ 90,700	\$ -	\$ -	\$ -	\$ -	\$ -	\$ -
Direct Expenses	\$ 796,100	\$ 830,345	\$ -	\$ -	\$ -	\$ -	\$ -	\$ -
Sub Total	\$ 1,590,816	\$ 1,819,526	\$ 134,675	\$ -	\$ -	\$ -	\$ -	\$ -
Task 8 Transfers to Other Agencies								
Consultant	\$ 173,166	\$ 173,166	\$ -	\$ -	\$ -	\$ -	\$ -	\$ -
Sub Total	\$ 173,166	\$ 173,166	\$ -	\$ -	\$ -	\$ -	\$ -	\$ -
Task 9 Agency Expenditures with Local Funds								
Maximize Agency Effectiveness	\$ -	\$ -	\$ -	\$ -	\$ -	\$ -	\$ 55,000	\$ 55,000
Improve Public Engagement	\$ -	\$ -	\$ -	\$ -	\$ -	\$ -	\$ 30,000	\$ 30,000
Enhance Staff Performance	\$ -	\$ -	\$ -	\$ -	\$ -	\$ -	\$ 15,000	\$ 15,000
Balance to TPA Reserve	\$ -	\$ -	\$ -	\$ -	\$ -	\$ -	\$ 43,943	\$ 46,428
Sub Total	\$ -	\$ -	\$ -	\$ -	\$ -	\$ -	\$ 143,943	\$ 146,428
TOTAL PROGRAMMED	\$ 4,552,022	\$ 4,750,796	\$ 390,000	\$ -	\$ 49,871	\$ 49,871	\$ 143,943	\$ 146,428



Summary Budget

Funding Source Contract Fiscal Year Total Budget	FHWA G2719		FFY 21 FTA 5305(d) G2373		CTD G3		Local	
	2023	2024	2023	2024	2023	2024	2023	2024
		\$ 4,552,022	\$ 4,541,397	\$ 390,000	\$ -	\$ 49,871	\$ 49,871	\$ 143,943
Task 1 Engage the Public								
Personnel (salary and benefits)	\$ 257,621	\$ 342,570	\$ 53,806	\$ -	\$ -	\$ -	\$ -	\$ -
Consultant	\$ 121,500	\$ 81,666	\$ -	\$ -	\$ -	\$ -	\$ -	\$ -
Sub Total	\$ 379,121	\$ 424,236	\$ 53,806	\$ -	\$ -	\$ -	\$ -	\$ -
Task 2 Plan the System Short Term								
Personnel (salary and benefits)	\$ 103,898	\$ 143,146	\$ 21,700	\$ -	\$ 49,871	\$ 49,871	\$ -	\$ -
Consultant	\$ 1,029,063	\$ 193,760	\$ -	\$ -	\$ -	\$ -	\$ -	\$ -
Sub Total	\$ 1,132,961	\$ 336,906	\$ 21,700	\$ -	\$ 49,871	\$ 49,871	\$ -	\$ -
Task 3 Plan the System Long Term								
Personnel (salary and benefits)	\$ 141,390	\$ 188,014	\$ 29,531	\$ -	\$ -	\$ -	\$ -	\$ -
Consultant	\$ 200,000	\$ 550,000	\$ -	\$ -	\$ -	\$ -	\$ -	\$ -
Sub Total	\$ 341,390	\$ 738,014	\$ 29,531	\$ -	\$ -	\$ -	\$ -	\$ -
Task 4 Prioritize Funding								
Personnel (salary and benefits)	\$ 278,858	\$ 370,810	\$ 58,242	\$ -	\$ -	\$ -	\$ -	\$ -
Consultant	\$ 72,000	\$ 37,083	\$ -	\$ -	\$ -	\$ -	\$ -	\$ -
Sub Total	\$ 350,858	\$ 407,893	\$ 58,242	\$ -	\$ -	\$ -	\$ -	\$ -
Task 5 Implement Projects								
Personnel (salary and benefits)	\$ 131,110	\$ 174,342	\$ 27,383	\$ -	\$ -	\$ -	\$ -	\$ -
Sub Total	\$ 131,110	\$ 174,342	\$ 27,383	\$ -	\$ -	\$ -	\$ -	\$ -
Task 6 Collaborate with Partners								
Personnel (salary and benefits)	\$ 309,600	\$ 411,690	\$ 64,663	\$ -	\$ -	\$ -	\$ -	\$ -
Consultant	\$ 108,000	\$ 55,624	\$ -	\$ -	\$ -	\$ -	\$ -	\$ -
Sub Total	\$ 417,600	\$ 467,314	\$ 64,663	\$ -	\$ -	\$ -	\$ -	\$ -
Task 7 Administer the Agency								
Personnel (salary and benefits)	\$ 644,816	\$ 857,440	\$ 134,675	\$ -	\$ -	\$ -	\$ -	\$ -
Consultant	\$ 63,500	\$ 41,041	\$ -	\$ -	\$ -	\$ -	\$ -	\$ -
Travel	\$ 86,400	\$ 90,700	\$ -	\$ -	\$ -	\$ -	\$ -	\$ -
Direct Expenses	\$ 831,100	\$ 830,345	\$ -	\$ -	\$ -	\$ -	\$ -	\$ -
Sub Total	\$ 1,625,816	\$ 1,819,526	\$ 134,675	\$ -	\$ -	\$ -	\$ -	\$ -
Task 8 Transfers to Other Agencies								
Consultant	\$ 173,166	\$ 173,166	\$ -	\$ -	\$ -	\$ -	\$ -	\$ -
Sub Total	\$ 173,166	\$ 173,166	\$ -	\$ -	\$ -	\$ -	\$ -	\$ -
Task 9 Agency Expenditures with Local Funds								
Maximize Agency Effectiveness	\$ -	\$ -	\$ -	\$ -	\$ -	\$ -	\$ 60,000	\$ 60,000
Improve Public Engagement	\$ -	\$ -	\$ -	\$ -	\$ -	\$ -	\$ 25,000	\$ 25,000
Enhance Staff Performance	\$ -	\$ -	\$ -	\$ -	\$ -	\$ -	\$ 25,000	\$ 15,000
Balance to TPA Reserve	\$ -	\$ -	\$ -	\$ -	\$ -	\$ -	\$ 33,943	\$ 46,428
Sub Total	\$ -	\$ -	\$ -	\$ -	\$ -	\$ -	\$ 143,943	\$ 146,428
TOTAL PROGRAMMED	\$ 4,552,022	\$ 4,541,397	\$ 390,000	\$ -	\$ 49,871	\$ 49,871	\$ 143,943	\$ 146,428

Funding Source

Fiscal Year 2023

Contract	Funding Source	Source Level	2023	FY 2023 Funding Source			
				Soft Match	Federal	State	Local
G1	FHWA	PL	\$ 2,819,022	\$ 621,747	\$ 2,819,022	\$ -	\$ -
		SU	\$ 1,733,000	\$ 382,220	\$ 1,733,000	\$ -	\$ -
		FHWA G1 TOTAL	\$ 4,552,022	\$ 1,003,967	\$ 4,552,022	\$ -	\$ -
G2373	FFY 21 FTA 5305(d)	Federal	\$ 390,000	\$ 97,500	\$ 390,000	\$ -	\$ -
		FFY 21 FTA 5305(d) G2373 TOTAL	\$ 390,000	\$ 97,500	\$ 390,000	\$ -	\$ -
G3	CTD	State	\$ 49,871	\$ -	\$ -	\$ 49,871	\$ -
		CTD G3 TOTAL	\$ 49,871	\$ -	\$ -	\$ 49,871	\$ -
	Local	Local	\$ 143,943	\$ -	\$ -	\$ -	\$ 143,943
		Local TOTAL	\$ 143,943	\$ -	\$ -	\$ -	\$ 143,943
TOTAL			\$ 5,135,836	\$ 1,101,467	\$ 4,942,022	\$ 49,871	\$ 143,943

Fiscal Year 2024

Contract	Funding Source	Source Level	2024	FY 2024 Funding Source			
				Soft Match	Federal	State	Local
G1	FHWA	PL	\$ 2,930,796	\$ 646,399	\$ 2,930,796	\$ -	\$ -
		SU	\$ 1,820,000	\$ 401,409	\$ 1,820,000	\$ -	\$ -
		FHWA G1 TOTAL	\$ 4,750,796	\$ 1,047,808	\$ 4,750,796	\$ -	\$ -
G2373	FFY 21 FTA 5305(d)	Federal	\$ -	\$ -	\$ -	\$ -	\$ -
		FFY 21 FTA 5305(d) G2373 TOTAL	\$ -	\$ -	\$ -	\$ -	\$ -
G3	CTD	State	\$ 49,871	\$ -	\$ -	\$ 49,871	\$ -
		CTD G3 TOTAL	\$ 49,871	\$ -	\$ -	\$ 49,871	\$ -
	Local	Local	\$ 146,428	\$ -	\$ -	\$ -	\$ 146,428
		Local TOTAL	\$ 146,428	\$ -	\$ -	\$ -	\$ 146,428
TOTAL			\$ 4,947,095	\$ 1,047,808	\$ 4,750,796	\$ 49,871	\$ 146,428

Funding Source

Fiscal Year 2023

Contract	Funding Source	Source Level	2023	FY 2023 Funding Source			
				Soft Match	Federal	State	Local
G2719	FHWA	PL	\$ 2,819,022	\$ 621,747	\$ 2,819,022	\$ -	\$ -
		SU	\$ 1,733,000	\$ 382,220	\$ 1,733,000	\$ -	\$ -
		FHWA G2719 TOTAL	\$ 4,552,022	\$ 1,003,967	\$ 4,552,022	\$ -	\$ -
G2373	FFY 21 FTA 5305(d)	Federal	\$ 390,000	\$ 97,500	\$ 390,000	\$ -	\$ -
		FFY 21 FTA 5305(d) G2373 TOTAL	\$ 390,000	\$ 97,500	\$ 390,000	\$ -	\$ -
G3	CTD	State	\$ 49,871	\$ -	\$ -	\$ 49,871	\$ -
		CTD G3 TOTAL	\$ 49,871	\$ -	\$ -	\$ 49,871	\$ -
	Local	Local	\$ 143,943	\$ -	\$ -	\$ -	\$ 143,943
		Local TOTAL	\$ 143,943	\$ -	\$ -	\$ -	\$ 143,943
TOTAL			\$ 5,135,836	\$ 1,101,467	\$ 4,942,022	\$ 49,871	\$ 143,943

Fiscal Year 2024

Contract	Funding Source	Source Level	2024	FY 2024 Funding Source			
				Soft Match	Federal	State	Local
G2719	FHWA	PL	\$ 2,721,397	\$ 600,215	\$ 2,721,397	\$ -	\$ -
		SU	\$ 1,820,000	\$ 401,409	\$ 1,820,000	\$ -	\$ -
		FHWA G2719 TOTAL	\$ 4,541,397	\$ 1,001,624	\$ 4,541,397	\$ -	\$ -
G2373	FFY 21 FTA 5305(d)	Federal	\$ -	\$ -	\$ -	\$ -	\$ -
		FFY 21 FTA 5305(d) G2373 TOTAL	\$ -	\$ -	\$ -	\$ -	\$ -
G3	CTD	State	\$ 49,871	\$ -	\$ -	\$ 49,871	\$ -
		CTD G3 TOTAL	\$ 49,871	\$ -	\$ -	\$ 49,871	\$ -
	Local	Local	\$ 146,428	\$ -	\$ -	\$ -	\$ 146,428
		Local TOTAL	\$ 146,428	\$ -	\$ -	\$ -	\$ 146,428
TOTAL			\$ 4,737,696	\$ 1,001,624	\$ 4,541,397	\$ 49,871	\$ 146,428

5-Year Plan

GRANT FUNDED ACTIVITIES					
Revenue Source	FY23	FY 24	FY 25	FY 26	FY 27
Consolidated Planning Grant (CPG) (FHWA) PL Funds	\$2,819,022	\$2,930,796	\$2,930,796	\$2,930,796	\$2,930,796
Consolidated Planning Grant (CPG) (FHWA) SU Funds	\$1,733,000	\$1,820,000	\$1,911,000	\$2,007,000	\$2,107,000
FFY 21 G2373 Carry Forward (FTA) 5305d Funds	\$390,000				
FL Commission for Transportation Disadvantaged (CTD)	\$49,871	\$49,871	\$49,871	\$49,871	\$49,871
TOTAL FUNDING	\$4,991,893	\$4,800,667	\$4,891,667	\$4,987,667	\$5,087,667
Expenditures					
Personnel & Benefits (16FT and 1 Intern)	\$2,307,164	\$2,537,883	\$2,664,777	\$2,798,016	\$2,937,917
Travel/Training	\$86,400	\$90,700	\$95,200	\$100,000	\$105,000
Consultant Services and Transfers to Other Agencies	\$1,802,229	\$1,341,739	\$1,265,627	\$1,186,333	\$1,102,576
Direct Expenses	\$796,100	\$830,345	\$866,063	\$903,318	\$942,175
TOTAL GRANT EXPENDITURES	\$4,991,893	\$4,800,667	\$4,891,667	\$4,987,667	\$5,087,667
LOCALLY FUNDED ACTIVITIES					
Revenue Source	FY23	FY 24	FY 25	FY 26	FY 27
TPA Member Dues	\$143,943	\$146,428	\$149,356	\$152,343	\$155,390
Expenditures					
Maximize Agency Effectiveness	\$60,000	\$60,000	\$60,000	\$60,000	\$60,000
Improve Public Engagement	\$25,000	\$25,000	\$25,000	\$25,000	\$25,000
Enhance Staff Performance	\$15,000	\$15,000	\$15,000	\$15,000	\$15,000
Balance to TPA Reserve Fund	\$43,943	\$46,428	\$49,356	\$52,343	\$55,390
TOTAL LOCAL EXPENDITURES	\$143,943	\$146,428	\$149,356	\$152,343	\$155,390
TPA FUNDING BALANCE					
Grant and Local Revenues	\$ 5,135,836	\$ 4,947,095	\$ 5,041,023	\$ 5,140,010	\$ 5,243,057
Grant and Local Expenditures	\$ 5,135,836	\$ 4,947,095	\$ 5,041,023	\$ 5,140,010	\$ 5,243,057
TPA Total Revenues less Expenditures					
TPA Reserve Fund Beginning Balance*	\$ 351,268	\$ 395,211	\$ 441,639	\$ 490,995	\$ 543,338
TPA NET RESERVE FUND BALANCE	\$ 395,211	\$ 441,639	\$ 490,995	\$ 543,338	\$ 598,729

* Based upon estimated accrued Reserve Fund balance as of 7/01/2022

5-Year Plan

GRANT FUNDED ACTIVITIES					
Revenue Source	FY23	FY 24	FY 25	FY 26	FY 27
Consolidated Planning Grant (CPG) (FHWA) PL Funds	\$2,819,022	\$2,721,397	\$2,721,397	\$2,721,397	\$2,721,397
Consolidated Planning Grant (CPG) (FHWA) SU Funds	\$1,733,000	\$1,820,000	\$1,911,000	\$2,007,000	\$2,107,000
FFY 21 G2373 Carry Forward (FTA) 5305d Funds	\$390,000				
FL Commission for Transportation Disadvantaged (CTD)	\$49,871	\$49,871	\$49,871	\$49,871	\$49,871
TOTAL FUNDING	\$4,991,893	\$4,591,268	\$4,682,268	\$4,778,268	\$4,878,268
Expenditures					
Personnel & Benefits (16FT and 1 Intern)	\$2,307,164	\$2,537,883	\$2,664,777	\$2,798,016	\$2,937,917
Travel/Training	\$86,400	\$90,700	\$95,200	\$100,000	\$105,000
Consultant Services and Transfers to Other Agencies	\$1,767,229	\$1,132,340	\$1,050,429	\$964,797	\$874,123
Direct Expenses	\$831,100	\$830,345	\$871,862	\$915,455	\$961,228
TOTAL GRANT EXPENDITURES	\$4,991,893	\$4,591,268	\$4,682,268	\$4,778,268	\$4,878,268
LOCALLY FUNDED ACTIVITIES					
Revenue Source	FY23	FY 24	FY 25	FY 26	FY 27
TPA Member Dues	\$143,943	\$146,428	\$149,356	\$152,343	\$155,390
Expenditures					
Maximize Agency Effectiveness	\$60,000	\$60,000	\$60,000	\$60,000	\$60,000
Improve Public Engagement	\$25,000	\$25,000	\$25,000	\$25,000	\$25,000
Enhance Staff Performance	\$25,000	\$15,000	\$15,000	\$15,000	\$15,000
Balance to TPA Reserve Fund	\$33,943	\$46,428	\$49,356	\$52,343	\$55,390
TOTAL LOCAL EXPENDITURES	\$143,943	\$146,428	\$149,356	\$152,343	\$155,390
TPA FUNDING BALANCE					
Grant and Local Revenues	\$ 5,135,836	\$ 4,737,696	\$ 4,831,624	\$ 4,930,611	\$ 5,033,658
Grant and Local Expenditures	\$ 5,135,836	\$ 4,737,696	\$ 4,831,624	\$ 4,930,611	\$ 5,033,658
TPA Total Revenues less Expenditures					
TPA Reserve Fund Beginning Balance*	\$ 351,268	\$ 385,211	\$ 431,639	\$ 480,995	\$ 533,338
TPA NET RESERVE FUND BALANCE	\$ 385,211	\$ 431,639	\$ 480,995	\$ 533,338	\$ 588,729

* Based upon estimated accrued Reserve Fund balance as of 7/01/2022



Summary Points of the July 21, 2022 Governing Board Meeting

PDF versions of the agenda, backup material and presentations as well as audio and video recordings are available for review at PalmBeachTPA.org/Board

Executive Director Recruitment Update – Valerie Neilson, AICP was selected as the permanent Executive Director. The Board approved her employment contract, without modification, effective July 21, 2022.

Approved Technical Advisory Committee (TAC) Appointment – The Board approved appointment of Thomas Hernandez as Representative for the Town of Jupiter.

Approved Transportation Disadvantaged Local Coordinating Board (TD LCB) Appointment – The Board approved appointment of Michael Corbit as Representative for the Workforce Development Board.

Rescinded Vision Zero Advisory Committee (VZAC) Membership – The Board rescinded Healthier Jupiter’s membership from VZAC as the agency ceased operations as of July 1, 2022.

Adopted Fiscal Year (FY) 2021-2022 Unified Planning Work Program (UPWP) Revision #4 Amendment – The Board approved the amendment to close out the FY 2021-2022 UPWP, which ended on June 30, 2022.

Adopted TPA Resolution 2022-13 – The Board approved the FY 24-28 List of Priority Projects (LOPP) that will guide development of the Florida Department of Transportation (FDOT) Five-Year Work Program and the TPA’s Transportation Improvement Program (TIP).

Adopted TPA Resolution 2022-14 – The Board approved the FY 23 Strategic Plan which identifies specific actions and targets to advance the TPA’s mission and vision.

Traffic Signal Priority Update – Palm Tran provided project updates on Transit Signal Priority and Paradise Pass.

Partner Agency Updates – Palm Tran staff provided an overview of ridership in June and July 2022. Palm Beach County Engineering staff provided update on their collaboration with Palm Tran for the Traffic Signal Priority project.

Project Scheduling Report – September 2022

4.B

Phases occurring within the next 90 days

Palm Beach TPA & FDOT District 4

The purpose of this report is to ensure stakeholders are aware of upcoming activities for each project to allow for increased input. The TPA has consolidated the FDOT report to focus on TPA priorities and scheduling activities that are occurring within the next 90 days. The full list of scheduling activities is described below.

Scheduled Activity	Description
Multimodal Scoping Checklist (MMSC)	FDOT's Office of Modal Development (OMD) notifies impacted agencies to enter comments about the project scope. The local agency can confirm or discuss context class, minor comments about multimodal features.
Resolution from Agency (for Off-System Projects Only)	If an off-system project is administered by FDOT, the local agency's governing board must pass a resolution endorsing FDOT's delivery of the project.
Review of Scope with Agency	Meet with local agency to review and confirm scope prior to FDOT advertising for consultant acquisition.
Execution Date (Design)	FDOT Design starts.
Project Kickoff Meeting	FDOT Design Team coordinates with local agency. Contact the FDOT project manager for date/time/location of the meeting.
Initial Field Review	Field Review meeting. Typically occurs at the project site.
Initial Engineering	30% plans to reviewers. Stakeholders provide review and feedback on the approved Typical Section.
Public Information Workshop	FDOT conducts public information workshop.
Constructability Plans	60% plans to reviewers. At this time most of the Design is complete, no scope discussion, review focuses on items to be constructed, their construction impacts, and materials to be used.
Plans Specification and Estimates (PSE) Meeting	FDOT PM arranges field review with all reviewers to evaluate the final engineering plans with respect to actual field conditions.
Biddability Plans to Reviewers	90% plans. At this time, Design is complete. Verifying quantities and pay items.
Production	100% plans. Plans are complete.
Local Agency Program (LAP) Commitment	Agency and FDOT commits the project funds and budget to the Legislature and the Governor's office.
Letting	Bids are opened and the apparent low bid contract is determined. Construction typically begins 4 to 6 months after letting.
Construction Notice to Proceed (NTP)	Construction starts. Construction dates for FDOT administered projects can be found through the FDOT Operations Center.

For more information on a project, please contact the FDOT District 4 office at 954.486.1400 and ask to be transferred to the FDOT Project Manager for the specific project. For the FDOT copy of the report with the full project schedule, contact Larry Wallace at larry.wallace@dot.state.fl.us or 954.777.4208.

Please note, the dates shown in this report are a snapshot and dates can change frequently. Updated reports are requested monthly from FDOT.

FM #	Location	Type of Work	Lead Agency	Phase Milestone	Date
SIS Capacity					
4397591	I-95 AT BELVEDERE RD NB	INTERCHANGE - ADD LANES	FDOT	Letting	9/2/2022
4192511	BEELINE HWY/SR-710 FROM NORTHLAKE BLVD TO BLUE HERON BLVD/SR-708	ADD LANES & RECONSTRUCT	FDOT	Production	9/6/2022
4369631	I-95 AT 6TH AVE S	INTERCHANGE - ADD LANES	FDOT	Production	9/6/2022
4365191	I-95 AT 45TH ST	INTERCHANGE - ADD LANES	FDOT	Public Information Workshop	9/19/2022
4358041	I-95 AT BOYNTON BEACH BLVD/SR-804	INTERCHANGE - ADD LANES	FDOT	Public Information Workshop	9/29/2022
4441211	I-95 AT BELVEDERE RD SB OFF RAMP	INTERCHANGE JUSTIFICA/MODIFICA	FDOT	Production	10/3/2022
4397581	I-95 AT INDIANTOWN RD	INTERCHANGE - ADD LANES	FDOT	Production	11/7/2022
4353842	I-95 AT LINTON BLVD	INTERCHANGE IMPROVEMENT	FDOT	Initial Field Review	11/8/2022
4372791	I-95 AT WOOLBRIGHT RD	INTERCHANGE - ADD LANES	FDOT	Public Information Workshop	11/16/2022
State Road Modifications					
4400461	LAKE WORTH RD/SR-802 ROUNDABOUT PEDESTRIAN IMPROVEMENTS	PEDESTRIAN SAFETY IMPROVEMENT	FDOT	Biddability	8/25/2022
2296584	ATLANTIC AVE/SR-806 FROM SR-7/US-441 TO WEST OF LYONS RD	ADD LANES & RECONSTRUCT	FDOT	PSE Meeting	9/27/2022
4405754	ATLANTIC AVE/SR-806 FROM FLORIDA'S TURNPIKE TO CUMBERLAND DR	ADD LANES & RECONSTRUCT	FDOT	Initial Engineering	10/25/2022
2296584	ATLANTIC AVE/SR-806 FROM SR-7/US-441 TO WEST OF LYONS RD	ADD LANES & RECONSTRUCT	FDOT	Biddability	11/2/2022
4383864	US-1 FROM PALMETTO PARK RD TO NORTHLAKE BLVD	PUBLIC TRANSPORTATION SHELTER	FDOT	Execution Date (Design)	11/4/2022
Local Initiatives Program					
4460921	OKEECHOBEE BLVD AT FOLSOM RD	ROUNDABOUT	PALM BEACH COUNTY	Kickoff Meeting	9/19/2022
4443761	PARKER AVE FROM FOREST HILL BLVD/SR-882 TO NOTTINGHAM BLVD	BIKE LANE/SIDEWALK	WEST PALM BEACH	Production	10/3/2022
4415701	36TH ST FROM AUSTRALIAN AVE TO POINSETTA AVE	BIKE LANE/SIDEWALK	FDOT	Constructability Plans	11/17/2022
Transportation Alternatives Program					
4400151	WEST PALM BEACH - NORTH SHORE PEDESTRIAN BRIDGE	PEDESTRIAN BRIDGE	FDOT	Constructability Plans	9/15/2022
4460801	OKEECHOBEE BLVD FROM A RD TO FOLSOM RD	BIKE PATH/TRAIL	PALM BEACH COUNTY	Kickoff Meeting	9/19/2022
4483021	KYOTO GARDENS DR FROM NORTH MILITARY TRL TO ALTERNATE A1A	BIKE PATH/TRAIL	PALM BEACH GARDENS	Production	10/3/2022
4490021	GRAPEVIEW BLVD & KEY LIME BLVD	SIDEWALK	ITID	Kickoff Meeting	10/11/2022
Other FDOT & Local Projects					
4492551	I-95 AT DONALD ROSS RD	LANDSCAPING	FDOT	Agency Scope Review	9/14/2022
4492791	OKEECHOBEE BLVD/SR-704 FROM RIVERWALK BLVD TO N JOG ROAD	LIGHTING	FDOT	Execution Date (Design)	9/16/2022
4492801	I-95 AT PGA BLVD/SR-786 NB TO WB OFF-RAMP	SKID HAZARD OVERLAY	FDOT	Kickoff Meeting	9/21/2022
4438431	LAKE WORTH RD/SR-802 AT HAVERHILL RD	WIDEN/RESURFACE EXIST LANES	FDOT	Production	10/3/2022

FM #	Location	Type of Work	Lead Agency	Phase Milestone	Date
4492831	ATLANTIC AVE/SR-806 AT HOMEWOOD BLVD,SR-704 @ HAVERHILL RD	TRAFFIC SIGNAL UPDATE	FDOT	Agency Scope Review	10/5/2022
4417551	US-1/SR-5 FROM BROWARD COUNTY LINE TO SPANISH RIVER BLVD	ARTERIAL TRAFFIC MGMT SYSTEMS	FDOT	Letting	10/26/2022
4492831	ATLANTIC AVE/SR-806 AT HOMEWOOD BLVD,SR-704 @ HAVERHILL RD	TRAFFIC SIGNAL UPDATE	FDOT	Kickoff Meeting	11/7/2022
4331093	I-95 FROM BROWARD COUNTY LINE TO LINTON BLVD - EXPRESS LANES	LANDSCAPING	FDOT	Production	11/7/2022
Major Maintenance					
4461001	SR-80 FROM SR-25/US-27 TO EAST OF GLADES GLEN DR	RESURFACING	FDOT	Biddability	8/25/2022
4476691	E OCEAN AVE/SR-804 FROM SR-5/US-1 TO A1A	RESURFACING	FDOT	Initial Field Review	8/29/2022
4398451	SR-715 FROM SR-80 TO W OF CANAL ST SOUTH	RESURFACING	FDOT	Biddability	8/29/2022
4484351	SR-811 FROM SOUTH OF RCA BLVD TO NORTH OF DONALD ROSS RD	RESURFACING	FDOT	Execution Date (Design)	9/2/2022
4460971	BEELINE HWY/SR-710 FROM E OF PRATT & WHITNEY TO E OF RAILROAD TRACKS	RESURFACING	FDOT	Letting	9/2/2022
4457691	A1A / BLUE HERON BLVD OVER INTRACOASTAL WATERWAY	BRIDGE-REPAIR/REHABILITATION	FDOT	Production	9/6/2022
4463741	SR-700/CONNERS HWY FROM NORTH OF 1ST ST TO WEST OF SR-80	RESURFACING	FDOT	Biddability	9/6/2022
4461051	STATE MARKET RD FROM SR-15 TO US-441/E MAIN ST	RESURFACING	FDOT	Constructability Plans	9/8/2022
4461021	SR-15 FROM N OF 1ST ST TO PALM BEACH/MARTIN COUNTY LINE	RESURFACING	FDOT	Biddability	9/20/2022
4476621	A1A FROM LINTON BLVD TO E ATLANTIC AVE	RESURFACING	FDOT	Initial Engineering	9/26/2022
4414661	SPANISH RIVER BLVD/SR-800 OVER ICWW	BRIDGE-REPAIR/REHABILITATION	FDOT	Production	10/3/2022
4461771	SR-7/US-441 FROM NORTH OF SOUTHERN BLVD/SR-80 TO OKEECHOBEE BLVD/SR-704	RESURFACING	FDOT	Production	10/3/2022
4461041	LAKE AVE/LUCERNE AVE FROM EAST OF A ST TO EAST OF GOLFVIEW RD	RESURFACING	FDOT	Public Information Workshop	10/4/2022
4461012	SR-80/US-98 FROM EAST OF PARKER AVE TO WEST OF WASHINGTON RD	BRIDGE REHABILITATION	FDOT	Letting	10/7/2022
4461011	SR-80/US-98 FROM EAST OF PARKER AVE TO WEST OF WASHINGTON RD	RESURFACING	FDOT	Letting	10/7/2022
4461041	LAKE AVE/LUCERNE AVE FROM EAST OF A ST TO EAST OF GOLFVIEW RD	RESURFACING	FDOT	PSE Meeting	10/11/2022
4461731	FEDERAL HWY FROM S OF 10TH AVE SOUTH TO 6TH AVE N	RESURFACING	FDOT	Constructability Plans	10/19/2022
4476711	OKEECHOBEE BLVD/SR-704 FROM W OF I-95 TO AUSTRALIAN AVE	RESURFACING	FDOT	Initial Engineering	10/20/2022
4461751	A1A FROM N OF EMERALDA BCH WAY TO SOUTH OF SR-704/ROYAL PALM WAY	RESURFACING	FDOT	Constructability Plans	10/26/2022
4461041	LAKE AVE/LUCERNE AVE FROM EAST OF A ST TO EAST OF GOLFVIEW RD	RESURFACING	FDOT	Biddability	11/3/2022
4476651	BOYNTON BEACH BLVD/SR-804 FROM SR-7/US-441 TO LYONS RD	RESURFACING	FDOT	Initial Engineering	11/3/2022
4476581	US-1 FROM BAILEY ST TO HARBOURSIDE DR	RESURFACING	FDOT	Initial Engineering	11/3/2022
4460991	US-1 FROM N QUADRILLE BLVD TO PALM BEACH LAKES BLVD	RESURFACING	FDOT	Production	11/7/2022
4461031	MILITARY TRAIL FROM SOUTH OF DEVONS RD TO NORTH OF FLAG DR	RESURFACING	FDOT	Production	11/7/2022

FM #	Location	Type of Work	Lead Agency	Phase Milestone	Date
4476641	SR-15/E MAIN ST FROM S LAKE AVE TO SR-700/CONNORS HWY	RESURFACING	FDOT	Initial Field Review	11/22/2022
4461791	OKEECHOBEE BLVD FROM TAMARIND AVE TO WEST OF LAKEVIEW AVE	RESURFACING	FDOT	Constructability Plans	11/22/2022