



PALM BEACH Transportation Planning Agency

VISION ZERO ADVISORY COMMITTEE (VZAC) AGENDA

DATE: **Thursday, June 2, 2022**
TIME: **9:00 a.m.**
PLACE: **301 Datura Street, West Palm Beach, FL 33401**

Attendees may not enter the TPA workplace if in the previous 5 days, they have tested positive for COVID-19, exhibited symptoms of COVID-19, or been in close contact with someone with COVID-19 and are unvaccinated.

To promote awareness of multimodal options for in-person attendance, a map of transportation facilities and services around the TPA Office is provided on page 3.

Members of the public can also join the meeting virtually in the following ways:

- Via Zoom app using Webinar ID: 811-6688-0274 and Password: 873747
- Via web browser at PalmBeachTPA.org/VZAC02JUN2022
- Via phone at 1-646-558-8656 using the above Webinar ID and Password
- View a live simulcast at PalmBeachTPA.org/LIVE

For assistance joining the virtual meeting, call 561-725-0800 or e-mail info@PalmBeachTPA.org.

1. REGULAR ITEMS

- A. Call to Order and Roll Call
- B. Modifications to the Agenda
- C. MOTION TO APPROVE Minutes for May 5, 2022
- D. General Public Comments and Public Comments on Agenda Items

Members of the public are invited to offer general comments and/or comments or questions on specific agenda items as follows:

- A written document, comment and/or question may be submitted at PalmBeachTPA.org/VZAC-comment at any time prior to the commencement of the relevant agenda item.
- A verbal comment may be provided by a virtual attendee using the raise hand feature in the Zoom platform.
- A verbal comment may be provided by an in-person attendee submitting a comment card available at the welcome table.

Note that the Chair may limit comments to 3 minutes or less depending on meeting attendance.

- E. Comments from the Chair and Member Comments
- F. VZAC Liaison's Report

2. ACTION ITEMS

A. MOTION TO RECOMMEND ADOPTION of Amendment #4 to the TPA's Fiscal Year (FY) 22-26 Transportation Improvement Program (TIP)

The TIP is the TPA's five-year funding program for transportation projects in Palm Beach County. The attached amendment request includes:

- Modifying an existing project – I-95 at Belvedere Rd (FM# 444121-1)
- Adding a new project – I-95 at PGA Blvd (FM# 449280-1)

B. MOTION TO RECOMMEND ADOPTION to the TPA's FY 23-27 TIP

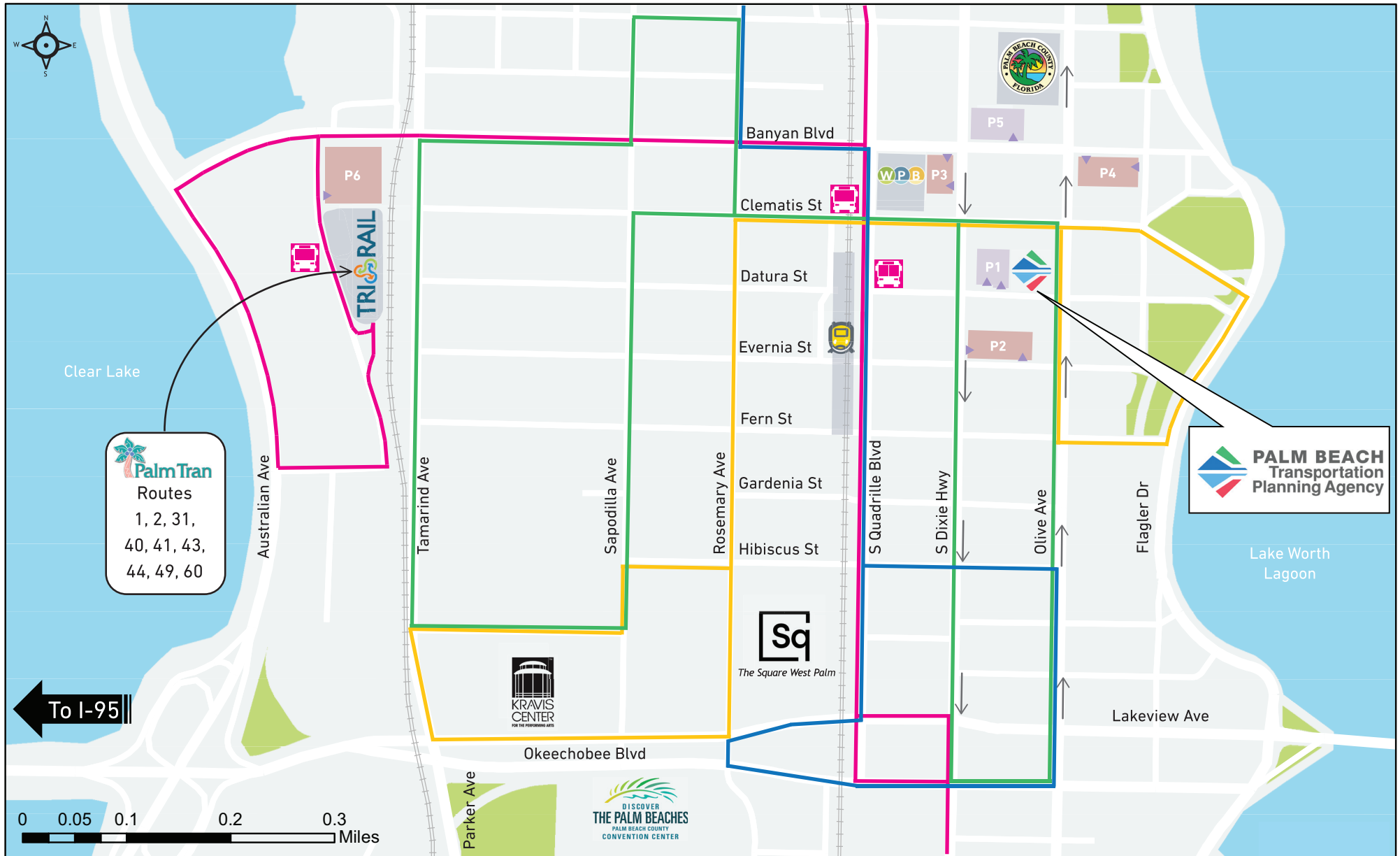
The TIP is the five-year funding program for transportation projects in Palm Beach County. This program was developed in collaboration with the Florida Department of Transportation (FDOT) and various local agencies and includes transportation projects funded by federal, state, and local sources for all modes of transportation. The program reflects revenue expectations for the next five fiscal years and shows phases and funding sources by year for each project. The full draft FY 23-27 TIP document and appendices can be viewed at PalmBeachTPA.org/TIP. The executive summary is attached.

3. INFORMATION ITEMS

There are no information items on this agenda.

4. ADMINISTRATIVE ITEMS

- A. Governing Board Summary Points – May 19, 2022
- B. FDOT Scheduling Report – June 2022
- C. Next Meeting – **July 7, 2022**
- D. Adjournment



TPA Office Location



Public Parking



Private Parking

*Metered on-street parking available citywide
(free with Handicap placard up to 4 hours)



Palm Tran
PalmTran.org



Palm Tran Bus Stop

Palm Tran Route 1



WEST PALM BEACH
DowntownWPB.com

Yellow Trolley

Green Trolley

Blue Trolley

TRI & RAIL
Tri-Rail.com

brightline



GoBrightline.com
Brightline Station

CIRCUIT

Free on-demand rides around
West Palm Beach & Palm Beach
7 days a week. Download the
app to ride.



CHAIR

Stephanie Thoburn

Town of Jupiter

Alternate: Garret Watson

VICE CHAIR

Brian Ruscher

City of Delray Beach

Alternate: Amy Alvarez

Tracy Phelps

City of Boca Raton

Alternate: Kimberly Kosirog

David Wiloch

Palm Beach County - Planning

Alternate: Michael Howe

Bruce Rosenzweig

Boca Raton Bicycle Club

Jean Matthews

Palm Beach County – Parks & Recreation

Alternate: Casey Prancun

Craig Pinder

City of Boynton Beach

Alternate: Kathleen Hatcher

Yash Nagal

Palm Tran

Alternate: Bruce Guyton

Ted Goodenough

Disabled Community

Michael Owens

School District of Palm Beach County

Alternate: Joyell Shaw

Joanna Peluso

Healthier Jupiter

Christian Santa-Gonzalez

Village of Wellington

Alternate: Kyle Burg

Joan Oliva

City of Lake Worth Beach CRA

Alternate: Chris Dabros

Joann Skaria

City of Palm Beach Gardens

John Roach

City of West Palm Beach

Fadi Nassar

Palm Beach County - Engineering

Alternate: Neil Wantz

Larry Wallace

Florida Department of Transportation

Non-Voting Advisory Member

Alternate: Wibet Hay

Jacey Biery

Palm Beach County – ERM

Alternate: Sally Channon

NOTICE

In accordance with Section 286.0105, *Florida Statutes*, if a person decides to appeal any decision made by the board, agency, or commission with respect to any matter considered at such meeting or hearing, they will need a record of the proceedings, and that, for such purposes, they may need to ensure that a verbatim record of the proceedings is made, which record includes the testimony and evidence upon which the appeal is to be based.

Public participation is solicited without regard to race, color, national origin, age, sex, religion, disability or family status. Persons who require a printed copy of the agenda package, require special accommodations under the Americans with Disabilities Act or require translation services for a meeting (free of charge) must call 561-725-0800 or email Info@PalmBeachTPA.org at least five business days in advance. Hearing impaired individuals are requested to telephone the Florida Relay System at #711.



**OFFICIAL MEETING MINUTES OF THE
VISION ZERO ADVISORY COMMITTEE (VZAC)**

Thursday, May 5, 2022

301 Datura Street, West Palm Beach, FL 33401
Meeting was also conducted virtually via Zoom.

*These minutes are a summary of the meeting events and may not reflect all discussion that occurred.
PDF versions of the agenda, backup material and presentations as well as audio recordings are available for review at
PalmBeachTPA.org/VZAC*

1. REGULAR ITEMS

1.A. Call to Order and Roll Call

CHAIR THOBURN called the meeting to order at 9:00 a.m. and provided an overview of the meeting procedures.

The Recording Secretary called the roll. A quorum was present as depicted in the table below.

Member	Roll Call	Member	Roll Call	Member	Roll Call
Tracy Phelps	P	Joann Skaria	P	Michael Owens	A
Bruce Rosenzweig	P	Fadi Nassar	P	Christian Santa-Gonzalez	A
Craig Pinder	P	Jacey Biery	A	John Roach	P
Ted Goodenough	A	David Wiloch	P	Larry Wallace	A
Joanna Peluso	P	Jean Matthews	P	Brian Ruscher	P
Chris Dabros (Alt)	P	Yash Nagal	A	Stephanie Thoburn	A

P = Present A = Absent

1.B. APPROVED Modifications to the Agenda

The Recording Secretary stated the following members requested permission to participate remotely: Michael Owens requested due to School District staffing shortages and Ted Goodenough due to his service dog's recent surgery.

There were no objections to his virtual participation, and the members were permitted to join the meeting.

1.C. APPROVED Amended Minutes for April 7, 2022

CHAIR THOBURN requested an amendment to the minutes under Item 2.A to reflect that the 2022 Transportation Alternatives (TA) Program Project Application Rankings were not re-ranked according to normal operating procedures.

MOTION to approve the Minutes as amended made by Bruce Rosenzweig, seconded by Joann Skaria, and carried unanimously 13-0 as depicted in the table below.

Member	Vote	Member	Vote	Member	Vote
Tracy Phelps	Y	Joann Skaria	Y	Michael Owens	Y
Bruce Rosenzweig	Y	Fadi Nassar	Y	Christian Santa-Gonzalez	A
Craig Pinder	Y	Jacey Biery	A	John Roach	Y
Ted Goodenough	Y	David Wiloch	Y	Brian Ruscher	Y
Joanna Peluso	Y	Jean Matthews	Y	Stephanie Thoburn	A
Chris Dabros (Alt)	Y	Yash Nagal	A		

Y = Yes, N = No, A = Absent, ABST = Abstain

1.D. General Public Comments and Public Comments on Action Items

There were no general public comments received.

1.E. Comments from the Chair and Member Comments

There were no member comments.

Wibet Hay, Jacey Biery, and Bruce Guyton joined the meeting in-person.

1.F. VZAC Liaison's Report

ANDREW UHLIR, TPA Deputy Director of Program Development, reviewed the full report, which can be viewed at PalmBeachTPA.org/VZAC.

There were no public comments or member comments received.

2. ACTION ITEMS

2.A. RECOMMENDED APPROVAL of the Fiscal Year (FY) 2023-2024 Unified Planning Work Program (UPWP)

MATTHEW KOMMA, TPA Chief Financial Officer, provided a PowerPoint presentation that can be viewed at PalmBeachTPA.org/VZAC. Matthew stated the FY 23-24 UPWP is the 2-year business plan and budget for the agency covering a period of July 1, 2022 to June 30, 2024. The UPWP serves as the TPA's application for federal planning funds and includes a description of the planning work, deliverables, timeframes, and source and amount of funding requested. The UPWP also includes federal and state review comments that will be incorporated into the final version for Governing Board adoption scheduled for May 19, 2022.

There were no public comments on this item.

Member discussion ensued on TPA member dues, software accessibility, public engagement, and processing leftover funds.

MOTION to Recommend Approval of the FY 2023-2024 UPWP made by Craig Pinder, seconded by Michael Owens and carried unanimously 15-0 as depicted in the table below.

Member	Vote	Member	Vote	Member	Vote
Tracy Phelps	Y	Joann Skaria	Y	Michael Owens	Y
Bruce Rosenzweig	Y	Fadi Nassar	Y	Christian Santa-Gonzalez	A
Craig Pinder	Y	Jacey Biery	Y	John Roach	Y
Ted Goodenough	Y	David Wiloch	Y	Brian Ruscher	Y
Joanna Peluso	Y	Jean Matthews	Y	Stephanie Thoburn	A
Chris Dabros (Alt)	Y	Bruce Guyton (Alt)	Y		

Y = Yes, N = No, A = Absent, ABST = Abstain

3. INFORMATION ITEMS

3.A. DISCUSSED: Draft FY 23-27 Transportation Improvement Program (TIP)

JASON PRICE, TPA TIP Coordinator, provided a PowerPoint presentation that can be viewed at PalmBeachTPA.org/VZAC. Jason stated the TIP is the five-year funding program for transportation projects in Palm Beach County. The program reflects revenue expectations for the next five fiscal years and shows phases and funding sources by year for each project. The full TIP document and appendices can be viewed at PalmBeachTPA.org/TIP.

There were no public comments on this item.

Member discussion ensued on State Road 7 and Turnpike project schedules, and Tri-Rail northern extension project delays.

VICTORIA WILLIAMS, Florida's Turnpike Enterprise MPO Liaison for South Florida, shared that the Turnpike widening project is in the Project Development and Environment (PD&E) study phase.

4. ADMINISTRATIVE ITEMS**4.A. Governing Board Summary Points – April 21, 2022**

There was no discussion on this item.

4.B. FDOT Scheduling Report – May 2022

There was no discussion on this item.

4.C. Next Meeting – June 2, 2022

The meeting was adjourned at 9:52 a.m.

This signature is to attest that the undersigned is the Chair, or a designated nominee, of the Vision Zero Advisory Committee and that information provided herein is the true and correct Minutes for the May 5, 2022 meeting of the Vision Zero Advisory Committee, dated this 2nd day of June 2022.

Stephanie Thoburn
VZAC Chair

EXHIBIT A
VZAC Member Attendance Record

REPRESENTATIVE/Alternate Agency Name	Jun '21	Jul '21	Aug '21	Sep '21	Oct '21	Nov '21	Dec '21	Jan '22	Feb '22	Mar '22	Apr '22	May '22
CHAIR STEPHANIE THOBURN/Garret Watson Town of Jupiter	P	P	No Meeting Held – Scheduled Break	E	P	No Meeting Held – Scheduled Break	P	No Meeting Held – Scheduled Break	P	P	P	E
VICE CHAIR BRIAN RUSCHER/Amy Alvarez City of Delray Beach	P	P		P	P		P		P	E	P	P
TRACY PHELPS/Kimberly Kosirog City of Boca Raton	ALT	P		P	P		P		P	P	P	P
BRUCE ROSENZWEIG Boca Raton Bicycle Club	*P	P		P	P		P		P	P	P	P
CRAIG PINDER/Kathleen Hatcher City of Boynton Beach	P	P		ALT	E		P		P	P	P	P
TED GOODENOUGH Disabled Community	P	P		P	P		P		E	P	P	P
JOANNA PELUSO Healthier Jupiter	E	P		P	P		P		P	P	P	P
JOAN OLIVA/Chris Dabros City of Lake Worth CRA	-	-		-	-		-		-	-	-	-
JOANN SKARIA City of Palm Beach Gardens	P	P		E	P		P		P	P	P	P
FADI NASSAR/Neil Wantz PBC Engineering	P	P		P	P		P		P	P	P	P
JACEY BIERY/ Sally Channon PBC ERM	P	P	No Meeting Held – Scheduled Break	P	P	No Meeting Held – Scheduled Break	*P	No Meeting Held – Scheduled Break	P	A	P	P
DAVID WILOCH/Michael Howe PBC Planning	*P	P		P	P		P		P	P	P	P
JEAN MATTHEWS/Casey Prancun PBC Parks and Recreation	P	ALT		P	P		P		P	P	ALT	P
YASH NAGAL/Bruce Guyton Palm Tran	P	P		A	P		P		P	P	P	ALT
MICHAEL OWENS/Joyell Shaw School District of Palm Beach County	P	P		P	ALT		P		P	P	P	P
VACANT/Christian Santa-Gonzalez Village of Wellington	P	ALT		ALT	P		P		ALT	ALT	ALT	E
JOHN ROACH City of West Palm Beach	P	P		P	P		P		P	P	P	P
LARRY WALLACE/Wibet Hay Florida Department of Transportation <i>Non-Voting Advisory Member</i>	P	E		P	ALT		E		ALT	P	ALT	ALT

P = Member Present

E = Excused Absence

A = Unexcused Absence

*New Appointment

- = Member not assigned

**Nominated Prior to current Operating Procedures

EXHIBIT A (cont.)

OTHERS PRESENT

Victoria Williams
Conor Campobasso
Margarita Pierce
Cassidy Sparks
Andrew Uhlir
Amanda Williams
Matthew Komma
Jason Price
Valerie Neilson

REPRESENTING

Florida's Turnpike Enterprise
Palm Beach TPA
Palm Beach TPA
Palm Beach TPA
Palm Beach TPA
Palm Beach TPA
Palm Beach TPA
Palm Beach TPA
Palm Beach TPA

DRAFT



2A
PALM BEACH
Transportation
Planning Agency

TRANSPORTATION IMPROVEMENT PROGRAM

FY 2022-2026

Proposed for Adoption
June 16, 2022

Amendment #4

Requested amendment to
modify 1 project and add
1 new project

PalmBeachTPA.org/TIP

Phase	Fund Source	2022	2023	2024	2025	2026	Total
EXISTING TIP							
I-95 AT BELVEDERE RD SB OFF RAMP - Proj# 4441211					Length: 0.46 MI	*SIS*	
Type of Work: PRELIMINARY ENGINEERING					Lead Agency: FDOT		
Description: PRELIMINARY ENGINEERING FOR SB OFF RAMP.					L RTP#: SIS007		
RRU	SA	0	0	10,000	0	0	10,000
CST	SA	0	0	0	51,384	0	51,384
CST	ACNP	0	0	0	1,841,313	0	1,841,313
Total		0	0	10,000	1,892,697	0	1,902,697
Prior Years Cost		529,415	Future Years Cost		Total Project Cost		2,432,112

PROPOSED TIP

I-95 AT BELVEDERE RD SB OFF RAMP - Proj# 4441211					Length: 0.46 MI	*SIS*	
Type of Work: INTERCHANGE JUSTIFICA/MODIFICATION					Lead Agency: FDOT		
Description: Construct second left-turn lane on the southbound off ramp.					L RTP#: SIS007		
CST	ARPA	0	2,031,592	0	0	0	2,031,592
CST	DIH	0	56,084	0	0	0	56,084
CST	DDR	0	81,757	0	0	0	81,757
Total		0	2,169,433	0	0	0	2,169,433
Prior Years Cost		529,415	Future Years Cost		Total Project Cost		2,698,848

PROPOSED TIP - NEW PROJECT

Phase	Fund Source	2022	2023	2024	2025	2026	Total
I-95 OFF RAMP TO WB PGA BLVD - FM# 4492801					Length: .902	*Non-SIS*	
Type of Work: SKID HAZARD OVERLAY					Lead Agency: FDOT		
Skid hazard overly - high friction surface, mill and resurface ramp locations, extend guardrail							
PE	ACSS	0	367,586	14,507	0	0	382,093
CST	ACSS	0	0	0	0	2,379,509	2,379,509
Total		0	367,586	14,507	0	2,379,509	2,761,602
Prior Years Cost			Future Years Cost			Total Project Cost	2,761,602



Florida Department of Transportation

RON DESANTIS
GOVERNOR

3400 West Commercial Boulevard
Fort Lauderdale, FL 33309

JARED W. PERDUE, P.E.
SECRETARY

April 25, 2022

Ms. Valerie Neilson, AICP
Interim Executive Director
Palm Beach Transportation Planning Agency
301 Datura Street
West Palm Beach, FL 33401

**SUBJECT: Palm Beach Transportation Planning Agency
TIP Amendment Request FY 2021/22 – 2025/26
444121-1 SR-9/I-95 AT BELVEDERE RD; SOUTHBOUND OFF RAMP**

Dear Ms. Neilson:

Pursuant to *Part IV – Chapter 5: Statewide and Local Transportation Improvement Programs (STIP and TIP) of the Work Program Instructions*, the Florida Department of Transportation (FDOT) requests your processing and approval of the attached amendment to the FY 2021/22 – 2025/26 Transportation Improvement Program. This amendment is required because of funding reallocation or cost changes and needs to be reflected in the TIP. The project is being advanced to Fiscal Year 2023 using American Rescue Plan Act (ARPA) funds for Construction phase.

This Transportation Improvement Program Amendment should be consistent with the Adopted Long-Range Transportation Plan. The adopted TIP remains financially constrained. The TIP amendment is as follows:

EXISTING	FM#	Project Title		Project Description	Project Length
	444121-1	SR-9/I-95 AT BELVEDERE RD.; SOUTHBOUND OFF RAMP		PRELIMINARY ENGINEERING FOR SB OFF RAMP	0.460 MI
	Phase	Fund	FY 2023		
	RRU	SA	0		
	CST	SA	0		
	CST	ACNP	0		
	TOTAL		0		

PROPOSED	FM#	Project Title		Project Description	Project Length
	444121-1	I-95 AT BELVEDERE RD. SB OFF RAMP		PRELIMINARY ENGINEERING FOR SB OFF RAMP	1.375 MI
	Phase	Fund	FY 2023		
	CST	ARPA	2,031,592		
	CST	DDR	81,757		
	CST	DIH	56,084		
	TOTAL		2,169,433		

If you have any questions or need additional information, please contact Marsha Taylor at (954) 777-4401.

Sincerely,



Marsha Taylor
Planning Specialist
District Four

The above TIP amendment was authorized to be included in the FY 2021/22-2025/26 Transportation Improvement Program.

MPO Chairman or Designee

Date

Signature



Florida Department of Transportation

RON DESANTIS
GOVERNOR

3400 West Commercial Boulevard
Fort Lauderdale, FL 33309

JARED W. PERDUE, P.E.
SECRETARY

May 20, 2022

Ms. Valerie Neilson, AICP
Interim Executive Director
Palm Beach Transportation Planning Agency
301 Datura Street
West Palm Beach, FL 33401

**SUBJECT: Palm Beach Transportation Planning Agency
TIP Amendment Request FY 2021/22 – 2025/26
449280-1 NB I-95 OFF RAMP TO WB SR-786/PGA BLVD.**

Dear Ms. Neilson:

Pursuant to *Part IV – Chapter 5: Statewide and Local Transportation Improvement Programs (STIP and TIP) of the Work Program Instructions*, the Florida Department of Transportation (FDOT) requests your processing and approval of the attached amendment to the FY 2021/22 – 2025/26 Transportation Improvement Program. This amendment is required because a new project has been added to the work program and needs to be reflected in the TIP. The project is being added with funds to be used for skid hazard overlay, mill and resurfacing four ramp locations, as well as extend and modify guardrail to meet current standards.

This Transportation Improvement Program Amendment should be consistent with the Adopted Long-Range Transportation Plan. The adopted TIP remains financially constrained. The TIP amendment is as follows:

PROPOSED	FM#	Project Title		Type of Work		Project Length
	449280-1	NB I-95 OFF RAMP TO WB SR-786/PGA BLVD.		SKID HAZARD OVERLAY		0.902 MI
	Phase	Fund	FY 2023	FY 2024	FY 2025	FY 2026
	PE	ACSS	367,586	14,507	0	0
	CST	ACSS	0	0	0	2,379,509
	TOTAL		367,586	14,507	0	2,379,509

If you have any questions or need additional information, please contact Marsha Taylor at (954) 777-4401.

Sincerely,



Marsha Taylor
Planning Specialist
District Four

The above TIP amendment was authorized to be included in the FY 2021/22-2025/26 Transportation Improvement Program.

MPO Chairman or Designee

Date

Signature



2.B
PALM BEACH
Transportation
Planning Agency

TRANSPORTATION IMPROVEMENT PROGRAM

FY 2023-2027

First Draft - May 2022
Scheduled for Adoption June 16, 2022

EXECUTIVE SUMMARY

PalmBeachTPA.org/TIP



TRANSPORTATION IMPROVEMENT PROGRAM

FY 2023-2027

This Transportation Improvement Program was developed consistent with federal and state requirements. State and federally funded projects were approved by the Palm Beach TPA on June 16, 2022.

TPA Chair Robert Weinroth, Palm Beach County - District 4

The preparation of this report was financed in part through grants from the Federal Highway Administration and Federal Transit Administration, U.S. Department of Transportation; the Florida Department of Transportation; and participating local governments. The contents of this report do not necessarily reflect the official views or policy of the U. S. Department of Transportation.

301 Datura St, West Palm Beach, FL 33401
561.725.0800
www.PalmBeachTPA.org

FY 2023 – 2027
TRANSPORTATION IMPROVEMENT PROGRAM
PALM BEACH TPA

Executive Summary	4
Projects Sections in the TIP.....	8
Federal Performance Measures.....	8
Summary of Projects	10
Funding Summary	21
Project Details	
Understanding the Project Details.....	25
SIS Capacity	27
State Road Modifications	41
Local Initiatives Program	52
Transportation Alternatives Program.....	62
Other FDOT & Local Projects.....	68
Major Maintenance.....	102
O&M - Roadways	133
O&M - Transit.....	158
Airports.....	162
Railroads.....	169
Seaports	171
Appendices	
Glossary	Appendix A
TPA Priority Projects List for FY 22-26	Appendix B
Public Meetings and Comments	Appendix C
Performance Measures	Appendix D
Eastern Federal Lands Highway Division FY 21-24 TIP	Appendix E
Annual Listing of Obligated Projects for FY 20.....	Appendix F
Amendments	Appendix G
Fiscal Analysis.....	Appendix H

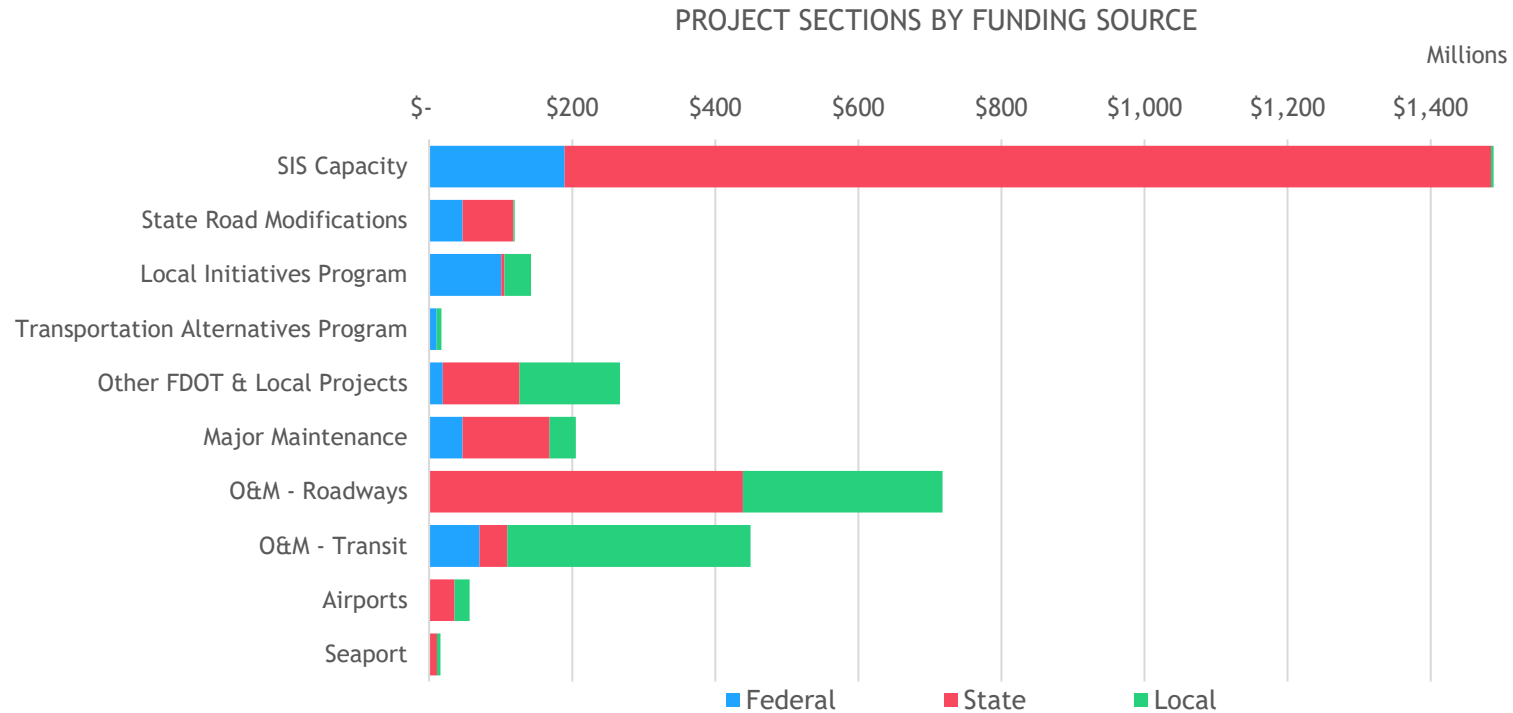
EXECUTIVE SUMMARY

The Transportation Improvement Program (TIP) is the five-year funding program for transportation projects covering all modes of travel in Palm Beach County. The TIP is developed through a continuous, cooperative and comprehensive effort involving the Florida Department of Transportation (FDOT), the Board of County Commissioners, the Port of Palm Beach and municipalities within the County. The TIP was developed in cooperation with the public transit operators such as South Florida Regional Transportation Authority (SFRTA) and Palm Tran. Consultation is also carried out with the Miami-Dade TPO, the Broward MPO, the Martin County MPO, and the St. Lucie TPO during the TIP process. The document complies with the requirements set forth in Section 134 of Title 23, USC and 23 CFR 450.324.

The TIP identifies transportation improvements funded by federal, state and local sources. The TIP incorporates FDOT's Fiscal Year (FY) 23-27 Work Program along with local capital improvement plans and operating budgets, and generally moves forward the projects in the timeframe from previous TIPs. Please note that the identified projects may experience unforeseen changes and the TIP may be amended or modified throughout the year.

To provide continuity and ease of use, the projects in the TIP have been aggregated by section, as shown in the graph and table below.

Project Section	# of Projects	Funding	% of Total Funds
SIS Capacity	37	\$1,488,020,385	40.97%
State Road Modifications	31	\$118,469,501	3.26%
Local Initiatives Program	24	\$124,714,931	3.43%
Transportation Alternatives Program	13	\$16,756,519	0.46%
Other FDOT & Local Projects	98	\$268,597,091	7.40%
Major Maintenance	87	\$255,965,507	7.05%
O&M - Roadways	99	\$718,019,813	19.77%
O&M - Transit	9	\$568,529,057	15.56%
Airports	24	\$56,760,774	1.56%
Seaport	2	\$15,800,000	0.44%
TOTAL TIP FY 2022-2026	424	\$3,631,663,578	100%



Time Frame

This document includes a five-year implementation schedule for Fiscal Year 2023 through Fiscal Year 2027 following the federal fiscal calendar beginning October 1st and ending September 30th (i.e. Fiscal Year 2023 addresses the dates of October 1, 2022 to September 30, 2023). Projects utilizing state funds are based on a fiscal year beginning July 1st and ending June 30th.

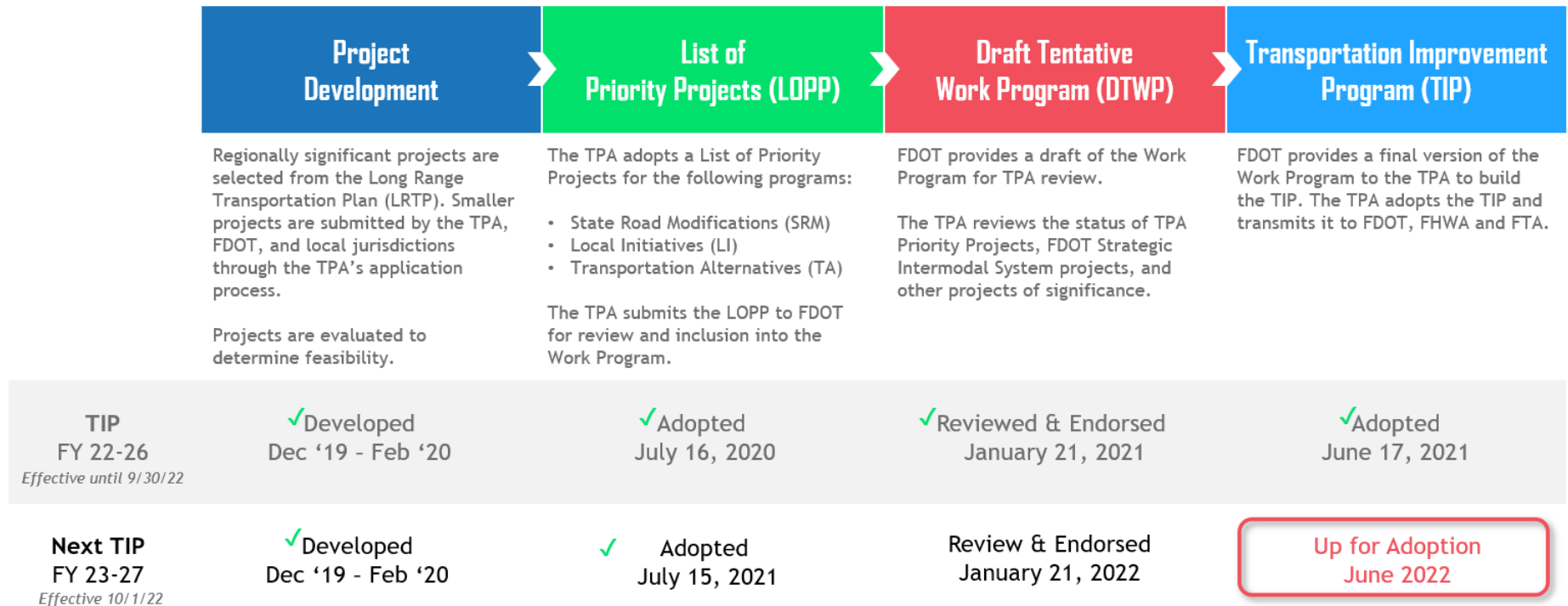
Certification Review

The Palm Beach TPA undergoes a certification review process annually with FDOT and a quadrennial review with Federal Highway Administration (FHWA) and Federal Transit Administration (FTA). The certification review process ensures the TPA is carrying out the metropolitan planning process in adherence with federal and state regulations. The last joint FHWA and FTA Certification Review was completed on October 28, 2019 and the next review is anticipated to be completed in August 2023. The last Joint State/TPA Certification Review was completed on February 28, 2022.

Prioritization of Projects

The TIP includes specific investment projects that support the TPA's established goals in the adopted 2045 Long Range Transportation Plan (LRTP). State Road Modifications, Local Initiatives, and Transportation Alternatives are scored based on the goals of the LRTP and prioritized for inclusion in the TIP. Project selection is made in accordance with the requirements of 23 CFR 450.332.

The adopted LRTP is Cost Feasible; it prioritizes projects based on anticipated available revenue. The LRTP is referenced and seeks consistency with local comprehensive plans to the maximum extent feasible. The TPA adopted a list of Priority Projects from the LRTP in July and transmitted them to FDOT for use in preparing the tentative Work Program – these are included in Appendix B and highlighted in the summary of projects section. FDOT then developed the Draft Tentative Work Program and provided the program of projects for creation of the TIP. The TIP development process is seen in the diagram below. Major projects were screened through the State's Efficient Transportation Decision Making (ETDM) review process. This review provides for an early examination of the projects, allowing for timely and effective decision making and early National Environmental Policy Act (NEPA) reviews and approvals.



The LRTP Report Card, below, provides the implementation status breakdown of cost feasible projects identified in the adopted 2045 LRTP. The table summarizes projects by category, number of projects, and their status: underway or complete, programmed through construction in the TIP, programmed but no construction programmed in TIP, and not yet programmed. Specific projects are not identified for Local Initiatives, Transportation Alternatives, and Air, Rail & Sea in the LRTP.

Project Category	LRTP 2045 Cost Feasible Plan	Fiscal Year 23-27 TIP			Not Programmed
		Underway/ Complete	In TIP with CST Phase	In TIP w/o CST Phase	
SIS, Turnpike	40	2	15	15	11
State Road Modifications	25+	0	12	12	18
*Local Initiatives	N/A	20	19	0	5
*Transportation Alternatives	N/A	5	15	0	N/A
County, City, Private	85	7	19	6	53
*Air, Rail, Sea	N/A	N/A	31	0	N/A

*N/A is noted because specific projects for the Local Initiatives, Transportation Alternatives, and Air, Rail and Sea categories are not indicated in the LRTP as line items.

Public Participation Process

The public participation process for the Draft FY 2023-2027 TIP is in accordance with the policies and procedures of the TPA's Public Participation Plan. Appendix C provides detailed information on the schedule and outreach opportunities for the public to review the Draft FY 2023-2027 TIP. More information on the TPA's public participation process can be found at palmbeachtpa.org/PPP

Congestion Management Process

Projects and system-wide effectiveness for all modes of transportation are evaluated through the Congestion Management Process (CMP). A CMP is a systematic and regionally accepted approach for managing congestion that provides accurate, up-to-date information on transportation system performance and assesses alternative strategies for congestion management that meet TPA needs. The process is integrated into the TPA's performance measures that cover multiple modes of transportation including travel time reliability of people and trucks, transit v. car vehicle commute time, and walk, bike, transit commuter mode splits.

PROJECT SECTIONS IN THE TIP

The projects in the TIP are presented in major categories that are explained in greater detail below.

SIS Capacity - Strategic Intermodal System projects are prioritized by FDOT to support regional mobility.

State Road Modifications - The TPA Governing Board annually prioritizes highway, transit, freight and additional projects on state roadways based on the Goals, Objectives and Values in the LRTP.

Local Initiatives Program - Lower cost, non-regionally significant projects submitted to the TPA annually by local agencies and prioritized using a project scoring system based on the goals, objectives and values in the LRTP and prioritized through the TPA Governing Board.

Transportation Alternatives Program - Active transportation projects submitted to the TPA annually by local agencies and prioritized through the TPA Governing Board.

Other FDOT and Local Projects - These projects are advanced by agencies other than the TPA with outside discretionary funding sources (e.g. local gas taxes, local impact fees, county incentive grant funds, highway safety program funds, etc.).

Major Maintenance - Projects proposed by the maintaining agencies based on the condition of the transportation infrastructure. These are larger projects representing an opportunity to enhance existing facilities through scope modifications or additions.

O&M - Roadways - Operations and maintenance projects proposed by the maintaining agencies based on the condition of the transportation infrastructure and the need to operate it efficiently.

O&M – Transit - Projects proposed by the transit agencies to continue to operate existing services.

Airports, Railroads and Seaports - Projects identified by facility owner/operators consistent with their respective master plans.

FEDERAL PERFORMANCE MEASURES

Performance measures connects investment and policy decisions to achieve the goals adopted in the TPA's Long Range Transportation Plan (LRTP). The TPA's aim is to provide measures that use data-driven, quantitative criteria to set and analyze achievable targets. Using a performance-based method ensures the most efficient investment public funds by increasing accountability, transparency, and providing for better investment decisions geared towards specific outcomes. The TPA is required to adopt targets for established federal performance measures based on national goals enacted by Congress in Moving Ahead for Progress in the 21st Century (MAP-21). The TPA's adopted federal performance measures and targets are summarized in the table on the following page. Please refer to Appendix D for more information on the federal performance measures.

Federal Performance Measures and Targets

Category	Performance Measure	TPA Target
Safety	Fatalities	Zero (2022)
	Serious Injuries	Zero
	Rate of Serious Injuries per 100M vehicle miles travelled (VMT)	Zero
	Rate of Fatalities per 100M VMT	Zero
	Nonmotorized Fatalities and Serious Injuries	Zero
System Performance	Percent of reliable person-miles traveled on the Interstate	≥ 85% (2022)
	Percent of reliable person-miles traveled on the non-Interstate NHS	≥ 93%
	Truck travel time reliability ratio (TTTR) on the Interstate	≤ 1.75
Bridges	Percent of NHS bridges classified as in Good condition by deck area	≥ 50% (2022)
	Percent of NHS bridges classified as in Poor condition by deck area	≤ 5%
Pavement	Percent of Interstate pavements in Good condition	≥ 60% (2022)
	Percent of Interstate pavements in Poor condition	≤ 5%
	Percent of non-Interstate NHS pavements in Good condition	≥ 40%
	Percent of non-Interstate NHS pavements in Poor condition	≤ 5%
Transit (Palm Tran)	Percent of Vehicles exceeding useful life	(2022)
<i>Vehicles</i>	Vehicles - Articulated Bus	≤ 0%
	Vehicles - Fixed Route Bus	≤ 0%
	Vehicles - Paratransit Bus	≤ 0%
	Vehicles - Paratransit Van	≤ 0%
<i>Equipment</i>	Percent of Equipment exceeding useful life	
	Equipment - Automobiles	≤ 0%
	Equipment - Trucks	≤ 0%
<i>Facilities</i>	Percent of Facilities exceeding useful life	≤ 0%
Transit (SFRTA)		
<i>Equipment</i>	Support & Maintenance Vehicles older than 8yrs	≤ 22%
	Other vehicles scoring lower than 2.5 (1-5 scale)	≤ 22%
<i>Rolling Stock</i>	Locomotives, Coach cars, self-propelled cars older than 39 yrs.	≤ 25%
	Bus (Cutaway) older than 10 yrs.	≤ 25%
<i>Infrastructure</i>	Rail fixed-guideway track with performance restrictions	≤ 3.5%
	Passenger terminals scoring lower than 2.5 (1-5 scale)	≤ 22%
	Maintenance facilities scoring lower than 2.5 (1-5 scale)	≤ 22%
	Administrative offices scoring lower than 2.5 (1-5 scale)	≤ 22%
Transit Safety (Palm Tran)	Fixed Route / Paratransit	Fixed Route/Paratransit
	Fatalities	Zero/Zero (2022)
	Fatality Rate per 100k vehicle revenue miles (VRM)	Zero/Zero
	Injuries	63/34
	Injury Rate per 100k VRM	0.9/0.4
	Safety Events	43/32
	Safety Event Rate per 100k VRM	0.6/0.3
	System Reliability (VRM per failure)	14,000/7,700

SUMMARY OF PROJECTS

The following tables highlight the status of TPA Priority Projects, projects scheduled for construction in FY 2020, and new projects added by FDOT between the Adopted FY 21-25 TIP and the FY 22-26 TIP. A typical project includes a Project Development and Environment (PD&E) phase, a Design (PE) phase, a Right of Way (ROW) phase and a Construction (CST) phase. An explanation of all potential project phases included in the TIP is provided below.

Project Phases

CODE	NAME
CAP	Capital
CST	Construction Scheduled
DSB	Design Build
ENV	Environmental
INC	Contract Incentives
MNT	Maintenance
MSC	Miscellaneous Construction Scheduled

CODE	NAME
OPS	Operations
PDE	Project Development and Environmental
PE	Preliminary Engineering Scheduled
PLN	Planning Scheduled
ROW	Right of Way Acquisition Scheduled
RRU	Railroad & Utilities

For a list of additional terms and their definitions, see Appendix A.

Table 1: State Road Modifications

Projects are predominantly on state roadways using state funding sources, including but not limited to District Dedicated Revenue (DDR) and Primary Highways & Public Transportation Funds (DS).
Projected funding availability is approximately \$20.4 Million/year.

Shown in \$1,000s

Year - Rank	Applicant/ Lead Agency	Proj. No.	Location	Description	Total Cost	<FY 23	TIP FY 2023-2027					Addt'l Funds Needed	Notes
							FY23		FY24		FY25	FY 26	FY 27
04-1	FDOT	2296643 2296645 2296646	SR-7 from 60th St to Northlake Blvd	Construct new 4L road	\$72,772	\$68,727	CEI \$109	PE \$29	CST \$737				CST funding retained in FY22
							PE \$228	ROW \$100	ENV \$2,841				
04-2	FDOT	2296644 2296647	SR-7 from Okeechobee Blvd to 60th St	Widen from 2L to 4L	\$24,897	\$24,793	CEI \$104						CST funding retained in FY22
14-1	FDOT/ SFRTA	4170317	Tri-Rail: West Palm Beach to Jupiter	Extend commuter rail service onto the FEC corridor via the Northwood Crossover and construct 5 new stations – 45th St, 13th St, Park Ave, PGA Blvd, and Toney Penna Dr	\$109,507	\$1,157				PDE \$1,350		\$107,000	PDE Delayed FEC easement/ access fee and O&M commitment required
14-3	FDOT	2296584	Atlantic Ave from SR-7 to E of Lyons Rd	Widen from 2L to 4L, including separated bike lanes and 6' sidewalks	\$27,887	\$4,816	ROW \$6,580 CST \$150	ROW \$12 CST \$16,329					
16-1	FDOT	4405752 4405754 4405755	Atlantic Ave from W of Lyons Rd to Jog Rd	Widen from 4L to 6L, including separated bike lanes and 6' sidewalks	\$103,303	\$6,633		ROW \$2,808 PE \$94	ROW \$13,757 PE \$94	ROW \$2,174	ROW \$14,702 CST \$4,099	\$58,942	FDOT to finalize typical & reduce ROW at Jog Rd.
16-3	Lake Worth Beach/ FDOT	4400461	Lake Worth Rd from Erie St to A St	Construct Pedestrian enhancements, reconfigure traffic circle	\$1,792	\$536	CST \$1,255						
17-1	FDOT/ Palm Tran	4383861	US-1: Camino Real Rd to Indiantown Rd	561 Plan Transit Corridor: New enhanced transit service with associated multimodal facilities									
17-1a	Palm Tran	4383863	US-1: Palmetto Park Rd to Northlake Blvd	Implement Transit Signal Prioritization for entire corridor	\$2,000		CST \$2,000						
17-1b	Palm Tran/ FDOT	4383864 4464431	US-1: Palmetto Park Rd to Northlake Blvd	Construct 14 enhanced transit shelters within existing ROW	\$6,400		PE \$938	PE \$238		CST \$5,225			
17-1c	Boca Raton/ FDOT	4383865	US-1: Camino Real to NE 8th St/Mizner Blvd in Boca Raton	Lane Repurposing from 6L to 4L between Camino Real and SE Mizner Blvd; associated multimodal facilities	\$5,418			PE \$652	PE \$1,533			\$3,233	
17-1d	WPB/ FDOT	4383866	US-1: 25th St to 45th St in West Palm Beach	Reconstruct roadway to include pedestrian and bicycle facilities and safety enhancements	\$13,008			PE \$558	PE \$58	PE \$1,500		\$10,893	WPB coordinating with DOT and community on revised concept
17-1e	TPA/ FDOT	4383862	US-1: 59th St to Northlake Blvd in Riviera Beach and Lake Park	Reconstruct as 4L, add bike lanes and medians; move barrier wall on bridge to protect bike lanes;-add street lights/ped-scale lights where feasible	\$6,869	\$1,520				CST \$5,349			

Table 1: State Road Modifications

Shown in \$1,000s

Year - Rank	Applicant/ Lead Agency	Proj. No.	Location	Description	Total Cost	<FY 23	TIP FY 2023-2027					Addt'l Funds Needed	Notes
							FY23	FY24	FY25	FY 26	FY 27		
17-1g	Lake Worth Beach/ FDOT	TBD	US-1: Dixie/Federal Junction to Gregory Rd in Lake Worth Beach	Lane Repurposing from 4L to 3L; associated multimodal facilities	\$5,674							\$5,674	LWB authorized traffic study
17-2	Boynton Beach/ FDOT	4440791	Boynton Beach Blvd from I-95 to US-1	Reconstruct: narrow vehicle lanes, construct 9' sidewalk on N, 15' shared use path on S, pedestrian lighting	\$7,489	\$884		CST \$6,577	CST \$29				
17-5	FDOT	4416321	Lake Worth Rd from Raulerson Dr to Palm Beach St College Ent	Resurfacing with separated bike lanes, new mid-block crossings, enhanced crosswalks	\$8,628	\$797	CST \$26						CST September 2022
18-1	TPA & Palm Tran /FDOT	4417581	Okeechobee Blvd from SR-7 to US-1; SR-7 from Forest Hill Blvd to Okeechobee Blvd	561 Plan Transit Corridor: New enhanced transit service with associated multimodal facilities									
18-1a	Palm Tran	4417582	Okeechobee Blvd from SR-7 to US-1; SR-7 from Forest Hill Blvd to Okeechobee Blvd	Implement Transit Signal Prioritization for entire corridor	\$1,000			CAP \$1,000					
18-1b	Palm Tran/ FDOT	4417583	Okeechobee Blvd from SR-7 to US-1; SR-7 from Forest Hill Blvd to Okeechobee Blvd	Construct 36 enhanced transit shelters within existing ROW	\$7,979				PE \$742	PE \$37		\$7,200	
18-2	FDOT	4417561 4417562	SR-80 from SR-15 to CR-880	Add street lighting	\$24,639	\$1,639	CST \$15,268			CST \$7,732			Uses LI Funds. PBC has signed maintenance commitment.
18-3	FDOT	4417571	US-27 Connector from US-27 to SR-715	Construct new 2L road	\$250	\$250							Study underway
19-1	TPA & Palm Tran /FDOT	TBD	Lake Worth Rd from SR-7 to US-1; SR-7 from Lake Worth Rd to Forest Hill Blvd	561 Plan Transit Corridor: New enhanced transit service with associated multimodal facilities									
19-1a	Palm Tran	TBD	Lake Worth Rd from SR-7 to US-1; SR-7 from Lake Worth Rd to Forest Hill Blvd	Implement Transit Signal Prioritization	\$1,000							\$1,000	
20-1	Boca Raton/ FDOT	4482641	Federal Hwy at Spanish River Blvd	Convert EB to SB right turn only to right/through with bike lane and mast arm conversion	\$1,715					PE \$279	PE \$21	\$1,415	

Table 1: State Road Modifications

Shown in \$1,000s

Year - Rank	Applicant/ Lead Agency	Proj. No.	Location	Description	Total Cost	<FY 23	TIP FY 2023-2027					Addt'l Funds Needed	Notes
							FY23	FY24	FY25	FY 26	FY 27		
20-2 & 20-4	Palm Beach County/ FDOT	4479441	Atlantic Ave at Military Trl; Belvedere at Military Trl; Forest Hill Blvd at I-95	Replace span wire traffic signals with mast arms and steel strain pole span wires and upgrade supporting infrastructure. Upgrade to mast arm signals; enhanced pedestrian signals and detection; upgrade ITS elements and roadway lighting; curb ramp and sidewalk upgrades to meet ADA.	\$11,095					PE \$147	PE \$18	\$9,985	
		4480731	US-1 at Silver Beach Rd, Military at Investment Ln, Okeechobee at Quadrille Blvd, Lakeview Ave at Quadrille Blvd							PE \$287	PE \$21		
		4481071	US-1 at SE 1st St, 7th Ave N, 10th Ave N, 13th Ave N; Boynton Beach Blvd at US-1, Congress Ave, Seacrest Blvd, Military Trl, Hagen Ranch Rd; Congress Ave at Dolan Rd; Atlantic Ave at Hamlet Dr; Lake Ave at SR-A1A (include w/ FM 4476631)							PE \$609	PE \$27		
20-3	Boca Raton/ FDOT	4480641	Glades Rd/SR-808 at Town Center Blvd; I-95 NB off ramp at W Palmetto Park Rd; I-95 SB off ramp at Palmetto Park Rd; US-1 at Royal Palm Way; US-1 at Hidden Valley Blvd	Replace span wire traffic signals with mast arms and upgrade supporting infrastructure	\$5,827					PE \$458	PE \$21	\$4,994	
		4481351	US-1 at Glades Rd, NE 15th Ter, and NE 24th Ter							PE \$329	PE \$24		
20-5	Palm Beach County/ FDOT	4479451	SR-715 from Hatcher Rd to Paul Rardin Park SR-715 from Airport Rd to SW 14th St	Construct 6' sidewalk on W side of roadway.	\$752					PE \$229	PE \$17	\$507	
20-6	TPA/ FDOT	4398451	SR-715 from SR-80 to W of Canal St South	Add buffered bicycle lanes, missing sidewalk connections to SR-80 and to PB State College entrance, and roadway lighting to resurfacing project.	\$5,661	\$983	CST \$4,678						\$1.16M added to supplement resurfacing
20-8	Lake Worth Beach/ FDOT	4461041	Lake Ave/Lucerne Ave/SR-802 from E of A St to E of Golfview Rd	Add stamped concrete crosswalks, replacement of sidewalk pavers, and improved stormwater drainage to resurfacing project.	\$5,548	\$324		CST \$5,224					\$200K added to supplement resurfacing
21-1	TPA/ FDOT	4498771	Forest Hill Blvd from W of Jog Rd to Military Trl	Add roadway lighting on N side and pedestrian lighting, bus bay layover facility, enhanced crosswalks at three signalized intersections, green markings in bicycle conflict zones	\$2,616						PE \$700	\$1,916	

Table 1: State Road Modifications

Shown in \$1,000s

Year - Rank	Applicant/ Lead Agency	Proj. No.	Location	Description	Total Cost	<FY 23	TIP FY 2023-2027					Addt'l Funds Needed	Notes
							FY23	FY24	FY25	FY 26	FY 27		
21-2	TPA/ FDOT	4498791	Congress Ave from Lake Worth Rd to Forest Hill Blvd	Add pedestrian lighting, enhanced crosswalks at six signalized intersections, and bus stop amenities	\$2,966						PE \$464	\$2,502	
21-3	Boca Raton/ FDOT	4495531 4498751	SR-A1A at Spanish River Blvd and Camino Real (include w/ FM 4476611); US-1 at Jeffery St, NE 32nd St, NE 20th St, Fire Station #1, NE Mizner Blvd, and Camino Real; Yamato Rd at NW 2nd Ave (include w/ FM 447657.1); Glades Rd at NW 2nd Ave and Pinehurst Ln; I-95 NB Ramp at Peninsula Corp Dr; I-95 SB Ramp at Peninsula Corp Dr	Replace span wire traffic signals with mast arms and steel strain pole span wires and upgrade supporting infrastructure	\$5,090						PE \$880	\$4,210	
21-4	TPA/ FDOT	4476701	SR-7 from Glades Rd to Bridgebrook Dr	Add shared use pathway on W side, sidewalk on E side (combine with FM 4479931), pedestrian lighting, and green markings in bicycle conflict zones to resurfacing project	\$11,382				CST \$7,549			\$3,832	FDOT to incorporate requested scope items
21-5	TPA/ FDOT	4358041 4476671	Boynton Beach Blvd from Congress Ave to E of I-95	Modify resurfacing project and interchange capacity project to provide wider sidewalks and separated bike lanes on both sides of roadway	\$57,807		ROW \$5,746	ROW \$12,898 CST \$2,300	CST \$36,705	CST \$159			FDOT incorporated requested scope items
21-6	FDOT		Indiantown Rd at Central Blvd	Conduct PD&E to evaluate congestion mitigation alternatives with minimal adverse impacts to pedestrians, bicycles, and local businesses	\$2,500							\$2,500	Funding not available for this project
Cost Summary					\$543,471	\$113,058	\$37,083	\$48,819	\$70,743	\$19,165	\$20,995	\$225,801	

Table 2: Local Initiatives Program

This program is for projects on non-state roadways that are federal-aid eligible. Sources of funding are from the approximately \$22.8 Million/year of the federal Surface Transportation Block Grant (STBG) program, known locally as SU funds, that is allocated to the TPA for prioritization. STBG funds allocated to FDOT, known as SA, sometimes supplement the projects.

Shown in \$1,000s

[illegible]

Table 2: Local Initiatives Program

Shown in \$1,000s

Year - Rank	Applicant/ Lead Agency	Proj. No.	Location	Description	Total Cost	< FY 23	TIP FY 2023-2027					Addt'l Funds Needed	Notes
							FY 23	FY 24	FY 25	FY 26	FY 27		
17-6	Delray Beach	4415321	Barwick Rd from Atlantic Ave to Lake Ida Rd	Construct sidewalks and separated bike lanes	\$10,446		CST \$10,446						
17-7	Delray Beach	4415861	Brant Bridge connector from Lindell Blvd to Brant Bridge	Construct sidewalks and separated bike lanes	\$2,540	\$5			CST \$2,535				
18-1	Westgate CRA/ Palm Beach County	4443711	Westgate Ave from Wabasso Dr to Congress Ave	Lane repurposing from 5L to 3L to add designated bike lanes and widen sidewalks	\$4,832								Project pending CRA loan approval
18-2	West Palm Beach	4443761	Parker Ave from Forest Hill Blvd to Nottingham Blvd	Construct buffered/separated bicycle lanes and pedestrian lighting	\$7,408	\$5	CST \$5,760	CST \$1,642					
18-3	Palm Beach County	4443701	Lyons Rd/ Sansbury Way from Forest Hill Blvd to Okeechobee Blvd	Construct separated bicycle lanes	\$6,096								CST Summer 2022
18-5	Boca Raton	4443791	Yamato Rd: W of Jog to I-95, and 16 Intersections in the downtown area	Install Adaptive Traffic Control Systems	\$2,625								CST Summer 2022
18-6	Delray Beach	4443771	Germantown Rd from Old Germantown Rd to Congress Ave	Construct sidewalks and separated bike lanes	\$11,635	\$5		CST \$500	CST \$11,130				
19-1	Palm Tran	4460981	Palm Tran electric buses and Palm Tran Maintenance Facility (Electronics Way) charging stations	Purchase 3 electric buses and install electric charging at maintenance facility	\$4,336			CAP \$4,336					
19-2	Palm Beach County	4460861	Cresthaven Blvd from S Jog Rd to S Military Trl	Construct 7' buffered bike lanes and three intersection modifications	\$4,603		PE \$5		CST \$4,598				
19-3	Palm Beach/ Palm Beach County	4460881	Royal Poinciana & Cocoanut Royal Poinciana & South County Royal Palm & Cocoanut Royal Palm & South County	Connect 4 signals to Palm Beach County traffic signal network	\$445								Project cancelled
19-4	West Palm Beach	4460901	25th St from Australian Ave to Broadway Ave	Lane Repurposing from 4 lanes to 3, construct R/R gate enhancements, ADA upgrades, buffered bike/designated bike lanes, lighting, sidewalks	\$7,038		PE \$5		CST \$7,033				
19-5	Loxahatchee Groves/ Palm Beach County	4460921	Okeechobee Blvd at Folsom Rd	Construct roundabout and sidewalks/lighting	\$1,438			CST \$1,438					
19-6	Wellington	4460821	Greenview Shores Blvd from Binks Forest Dr to Wellington Tr	Construct 4' designated bike lanes	\$1,258		PE \$5		CST \$1,253				

Table 2: Local Initiatives Program

Shown in \$1,000s

Year - Rank	Applicant/ Lead Agency	Proj. No.	Location	Description	Total Cost	< FY 23	TIP FY 2023-2027					Addt'l Funds Needed	Notes
							FY 23	FY 24	FY 25	FY 26	FY 27		
20-1	Palm Tran	4482951	Palm Tran electric buses & Palm Tran Maintenance Facility (Electronics Way) charging stations	Purchase 4 electric buses and install electric charging at maintenance facility	\$5,000						CAP \$5,000		
20-2	SFRTA	4481031	SFRTA - Tri-Rail Service	Purchase one (1) passenger rail car	\$5,000					CAP \$5,000			
20-3	Lake Worth Beach	4483541	South East Coast Street and S. H Street	Reconstruct roadways to one-way pair with 4' designated bike lanes	\$7,889				PE \$5		CST \$7,884		
20-4	Wellington	4482991	Greenbriar Blvd from Aero Club Drive to Greenview Shored Blvd.	Construct 4' designated bike lanes	\$2,453			PE \$5		CST \$2,421			
20-5	Wellington	4483061	C-2 Canal from Greenview Shores Blvd to Bent Creek Rd	Construct 10' shared use pathway	\$616			PE \$5		CST \$549			
20-6	Royal Palm Beach	4483051	Various Locations - Residential Roads	Construct ADA Improvements - Sidewalks and Curb Ramps	\$671			PE \$5		CST \$666			
21-1	SFRTA	4498501	SFRTA - Tri-Rail Service	Purchase one (1) passenger rail car	\$2,500						CAP \$2,500		
21-2	Palm Beach County	4498471	Prosperity Farms from 800' N of Northlake Blvd to Donald Ross Rd	Construct 4' designated bike lanes	\$7,700			PE \$5		CST \$2,447	CST \$3,528		
21-3	ITID	TBD	Temple Blvd from Seminole Pratt to 140th; Hall Blvd from Keylime to Northlake Blvd; 140th Ave N from Orange Blvd to Temple Blvd	Construct 10' unpaved pathways and widen sidewalks	\$3,335							\$3,335	Insufficient LI Funding
21-4	West Palm Beach	TBD	Mercer Ave from Australian Ave to Centrepark Blvd	Construct 10' shared use paths, designated bike lanes, and missing sidewalks	\$6,642							\$6,642	Insufficient LI Funding
Cost Summary					\$210,233	\$61,756	\$36,533	\$16,792	\$30,333	\$14,941	\$22,864	\$9,977	

Table 3: Transportation Alternatives Program

This program is for non-motorized projects on or off the federal-aid eligible network. Sources of funding are from the approximately \$3.1 Million/year of the federal STBG Transportation Alternatives (TA) set-aside program, known locally as TA, that is allocated to the TPA for prioritization.

Shown in \$1,000s

Year Rank	Applicant/Lead Agency	Proj. No.	Location	Description	Total Cost	< FY 23	TIP FY 2023-2027					Addt'l Funds Needed	Notes
							FY 23	FY 24	FY 25	FY 26	FY 27		
16-2	West Palm Beach/ FDOT	4400151	North Shore Bridge in West Palm Beach	Construct pedestrian bridge west of existing roadway bridge	\$1,289	\$423		CST \$927					
19-1	Westgate CRA/ Palm Beach County	4460771	Seminole Blvd from Okeechobee Blvd to Oswego Ave	Construct 10-12' shared use paths, high visibility crosswalks, and pedestrian lighting	\$1,645	\$5	CST \$1,640						
19-2	Boynton Beach	4460781	SE 1st St from Boynton Beach Blvd to Woolbright Rd	Construct 10' shared use path on western side of roadway	\$3,247	\$5	CST \$3,242						
19-3	Loxahatchee Groves/Palm Beach County	4460801	Okeechobee Blvd from A Rd to Folsom Rd	Construct 6' unpaved path with fence on south side of roadway	\$190	\$5		CST \$1,185					
19-4	Palm Beach Gardens	4460841	Various existing pedestrian crossings	Install pedestrian activated flashers at 12 existing crossings	\$412	\$5	CST \$407						
20-1	Lake Worth Beach	4483011	Various Locations - Local Roads	Construct ADA Curb Ramps and Sidewalk	\$1,095	\$5		CST \$1,090					
20-2	Palm Beach Gardens	4483021	Kyoto Gardens Drive from Military Trail to Alt A1A	Construct 5' bike lane and 8' pathway on north side of roadway	\$1,203	\$5	CST \$1,015						
20-3	Westgate CRA/ Palm Beach County	4483031	Cherry Rd from Military Trl to Quail Dr	Construct 10-12' shared use path and pedestrian lighting on north side of roadway	\$1,889			CST \$1,889					
20-4	Palm Tran	4483041	Countywide - 110 bus stops	Install 5' sidewalk connections and ADA bus stop enhancements	\$281			CAP \$281					
21-1	Palm Beach Gardens	4490051	Burns Rd from Military Trl to Alt A1A	Construct 9.5' separated two-way bicycle track	\$1,405		PE \$5		CST \$1,400				
21-2	Boca Raton	4489991	El Rio Trail from Glades Rd to Yamato Rd	Install lighting	\$1,274		PE \$5		CST \$1,269				
21-3	ITID	4490021	Grapeview Blvd from Key Lime Blvd to 60th St and Key Lime Blvd from Hall to M-1 Canal	Construct 10' shared use path and 8' pathway	\$1,663		PE \$5		CST \$1,658				
21-4	Wellington	4490061	C-8 Canal from Forest Hill Blvd to Stribling Way	Construct 10' shared use path	\$739		PE \$5		CST \$734				
Cost Summary					\$16,332	\$453	\$6,324	\$5,372	\$5,061				

Table 4: Other FY 2023 Construction/Implementation Projects

Project Number	Location	Description	5-YR Total Cost
4192511	BEELINE HWY/SR-710 FROM NORTHLAKE BLVD TO BLUE HERON BLVD/SR-708	Widen from 4 lanes to 6 lanes.	\$155,792,473
4461021	SR-15 FROM N OF 1ST ST TO PALM BEACH/MARTIN COUNTY LINE	Resurfacing	\$16,121,438
4443401 4369631	I-95 AT 6TH AVE S	Reconstruct interchange (add lanes) to increase capacity.	\$14,949,652
20239905	LYONS RD FROM S OF FLAVOR PICT RD TO BOYNTON BEACH BLVD	Widen to 4 lanes, add designated bike lanes	\$12,000,000
4428911	US-1 OVER EARMAN RIVER BRIDGE	Replacement of existing bridge, including sidewalks	\$9,965,705
4397581	I-95 AT INDIANTOWN RD	Reconstruct and signalize I-95 NB off ramp	\$7,972,406
4461771	SR-7/US-441 FROM NORTH OF SOUTHERN BLVD/SR-80 TO OKEECHOBEE BLVD/SR-704	Resurfacing	\$7,088,993
20175152	60TH ST N FROM AVOCADO BLVD TO E OF 120TH AVE N	Widen to 3 lanes	\$6,000,000
4398451	SR-715 FROM SR-80 TO W OF CANAL ST SOUTH	Resurfacing	\$4,658,284
4417551	US-1/SR-5 FROM BROWARD COUNTY LINE TO SPANISH RIVER BLVD	ATMS deployment on US-1 in Southern Palm County. Part of TSM&O Master Plan.	\$4,583,800
4461012	SR-80/US-98 FROM EAST OF PARKER AVE TO WEST OF WASHINGTON RD	Bridge Deck Expansion Joint Rehab and Resurfacing	\$4,441,394
4457691	A1A / BLUE HERON BLVD OVER INTRACOASTAL WATERWAY	Partial deck replacement. Bridge #930269	\$4,156,094
20239901	KIRK RD FROM SUMMIT BLVD TO GUN CLUB RD	Widen to 3 and 5 lanes	\$3,950,000
4461001	SR-80 FROM SR-25/US-27 TO EAST OF GLADES GLEN DR	Resurfacing	\$3,861,549
4460971	BEELINE HWY/SR-710 FROM E OF PRATT & WHITNEY TO E OF RAILROAD TRACKS	Resurfacing	\$3,439,416
20229917	GUN CLUB RD FROM FOREST ESTATES DR TO LWDD E-3 CANAL	Widen to 3 lanes.	\$3,320,000
4331093	I-95 FROM BROWARD COUNTY LINE TO LINTON BLVD - EXPRESS LANES	Bold landscape for Palmetto Park Rd Interchange, Spanish River Blvd Interchange, and Yamato Road/SR-794 Interchange	\$3,236,864
4407051	PORT OF PALM BEACH UPLAND CARGO IMPROVEMENTS	Demolish existing obsolete office building and adjacent parking lot and redevelop as refrigerated container laydown area.	\$2,800,000
2017517	FLORIDA MANGO RD FROM S OF BARBADOS RD TO MYRICA RD	Widen to 3 lanes, includes LWDD L-7 Canal Culvert Replacement	\$2,600,000
4397591	I-95 AT BELVEDERE RD NB	Add a second NB to EB off-ramp.	\$2,440,470

Table 5: New FDOT Projects

Shown in \$1,000s

Lead Agency	Proj. No.	Location	Description	Total Cost	< FY 23	TIP FY 2023-2027					Notes
						FY 23	FY 24	FY 25	FY 26	FY 27	
FDOT	4484151	US-1 from Belvedere Rd to Lakeview Ave	Resurfacing	\$2,500		PE \$334	PE \$14		CST \$2,153		
FDOT	4484171	A1A from N of Ibis Way to S of Southern Blvd	Resurfacing	\$2,637		PE \$288	PE \$15		CST \$2,334		
FDOT	4484351	S Dixie Highway E from RCA Blvd to N of Donald Ross Road	Resurfacing	\$9,816		PE \$1,094	PE \$60		CST \$8,623	CEI \$39	
FDOT	4484361	Lake Worth Rd from W of Cypress Edge Dr to W of Cypress Isles Way	Resurfacing	\$2,324		PE \$329	PE \$13		CST \$1,983		
FDOT	4484371	Boynton Beach Blvd from Orchid Grove Trail to W of Palm Isles Dr	Resurfacing	\$2,090		PE \$361	PE \$25		CST \$1,654	CEI \$50	
FDOT	4492791	Okeechobee Blvd from Riverwalk Blvd to Jog Road	Add and upgrade street lighting	\$309		PE \$92			CST \$217		
FDOT	4492831	Atlantic Ave at Homewood Blvd, Okeechobee Blvd at Haverhill	Traffic Signal Upgrade	\$5,074		PE \$413	PE \$35		CST \$4,574	CEI \$53	
FDOT	4493181	Bridge from 6th Ave S to Lake Worth Rd	Bridge Repair	\$9,273				CST \$9,273			
FDOT	4493471	Congress Ave at 10th Ave North	Traffic Signal Upgrade	\$323		PE \$323					
FDOT	4502131	I-95 and W Atlantic Ave	Landscaping	\$2,720			CST \$2,720				
				\$37,065		\$3,233	\$2,881	\$9,273	\$21,537	\$141	

FUNDING SUMMARY

The TIP is financially constrained for each fiscal year. Federally funded projects identified in the TIP can be implemented using current proposed revenue sources based on the FDOT Tentative Work Program and locally dedicated transportation revenues. All Projects funded by FDOT with federal or non-federal dollars are included in a balanced 36-month forecast of cash and expenditures and a five-year finance plan supporting the FDOT Work Program. All local government projects (non-federally funded) that are included in the TIP are part of member local government's capital improvement programs. The following table provides a summary of federal, state and local funding codes as well as the dollar amounts allocated to projects within each funding code by fiscal year. Note that all project costs are shown in year of expenditure dollars, meaning the costs reflect the adjusted value of the work at the time the funds will be expended on the project.

Total Programmed by Funding Code

Fund Code / Name		2023	2024	2025	2026	2027	Total
Federal							
NATIONAL HIGHWAY PERFORMANCE PROGRAM (NHPP)							
ACNP	AC NATIONAL HWY FUNDS	73,524,095	29,535,522	23,380,162	28,606,021	20,103,050	175,148,850
ACNR	AC NATIONAL HWY RESURFACING	9,243,035	11,730,081	12,985,717	-	-	33,958,833
SURFACE TRANSPORTATION BLOCK GRANT (STBG) PROGRAM							
GFSU	GENERAL FUND - STPBG >200K (Urban)	10,143,671	-	-	-	-	10,143,671
SA	STP, ANY AREA STATEWIDE	7,630,952	10,843,302	2,326,261	1,022,233	-	21,822,748
SU	STP, PALM BEACH MPO	18,731,683	16,928,570	18,450,009	18,294,954	17,865,077	90,270,293
TALT	TRANSPORTATION ALTS- ANY AREA STATEWIDE	1,641,082	2,284,213	1,919,558	-	-	5,844,853
TALU	TRANSPORTATION ALTS PALM BEACH MPO	1,519,039	1,513,546	1,519,462	-	-	4,552,047
HIGHWAY SAFETY IMPROVEMENT PROGRAM (HSIP)							
ACSS	ADVANCE CONSTRUCTION (SS,HSP)	2,839,050	2,305,114	1,798,415	9,481,430	52,727	16,476,736
OTHER FEDERAL PROGRAMS							
ACFP	AC NATIONAL FREIGHT PROG (NFP)	-	-	1,115,000	11,352,888	-	12,467,888
ACBR	AC FED BRIDGE FUNDS	2,827,305	386,730	-	-	-	3,214,035
CM	CONGESTION MITIGATION FOR AIR QUALITY	370,465	538,019	73,013	-	-	981,497
FAA	FEDERAL AVIATION ADMIN	300,000	-	-	-	-	300,000
FEDERAL TRANSIT ADMINISTRATION							
5307	FEDERAL TRANSIT URBAN AREA FORMULA FUNDS	15,187,500	15,187,500	15,187,500	15,348,000	16,348,000	77,258,500
5311	FEDERAL TRANSIT RURAL AREA FORMULA FUNDS	328,580	333,180	328,968	369,052	374,641	1,734,421
5339	FTA BUS & BUS FACILITIES INFRASTRUCTURE	1,900,000	1,900,000	1,900,000	600,000	600,000	6,900,000
ARPA	AMERICAN RESCUE PLAN ACT	2,086,445	-	-	-	-	2,086,445
GFBR	GENERAL FUND - BRIDGE REPAIR	7,300,300	-	-	-	-	7,300,300
PL	PLANNING FUNDS	2,819,022	2,480,796	2,522,914	2,565,873	2,565,873	12,954,478
<i>Federal Subtotal</i>		<i>158,392,224</i>	<i>95,966,573</i>	<i>83,506,979</i>	<i>87,640,451</i>	<i>57,909,368</i>	<i>483,415,595</i>

Total Programmed by Funding Code

Fund Code / Name		2023	2024	2025	2026	2027	Total
State							
BNIR	INTRASTATE R/W & BRIDGE BONDS	13,878,128	11,965,439	-	-	-	25,843,567
BRRP	STATE BRIDGE REPAIR & REHAB	9,345,892	-	9,152,542	396,784	-	18,895,218
CIGP	COUNTY INCENTIVE GRANT PROGRAM	459,353	326,616	533,749	-	-	1,319,718
D	UNRESTRICTED STATE PRIMARY	20,797,542	21,223,525	19,617,888	19,852,059	19,489,577	100,980,591
DDR	DISTRICT DEDICATED REVENUE	57,004,826	54,731,462	57,074,681	39,444,618	34,575,797	242,831,384
DI	ST. - S/W INTER/INTRASTATE HWY	9,088,822	-	-	12,108,896	111,320,213	132,517,931
DIH	STATE IN-HOUSE PRODUCT SUPPORT	2,860,971	2,368,275	2,223,708	1,028,728	839,255	9,320,937
DIS	STRATEGIC INTERMODAL SYSTEM	-	-	8,361,630	-	-	8,361,630
DITS	STATEWIDE ITS - STATE 100%.	1,585,024	3,667,723	1,681,552	1,731,998	1,378,157	10,044,454
DPTO	STATE - PTO	9,571,295	11,814,419	22,190,564	950,704	98,052	44,625,034
DS	STATE PRIMARY HIGHWAYS & PTO	17,249,799	14,046,859	556,816	1,396,046	2,656,293	35,905,813
PKBD	TURNPIKE MASTER BOND FUND	-	208,046,011	176,785,751	-	194,598,754	579,430,516
PKYI	TURNPIKE IMPROVEMENT	41,981,360	114,157,856	151,294,691	145,673,954	12,221,168	465,329,029
PKYO	TURNPIKE TOLL COLLECTION/OPER.	54,716,207	57,716,207	54,716,207	57,716,207	54,716,207	279,581,035
PORT	SEAPORTS	1,400,000	-	-	-	-	1,400,000
SCRC	SMALL COUNTY OUTREACH PROGRAM - RURAL	1,059,685	-	-	-	-	1,059,685
SIWR	2015 SB2514A-STRATEGIC INT SYS	-	-	175,000	-	2,666,557	2,841,557
STED	2012 SB1998-STRATEGIC ECON COR	54,583,767	-	26,064,000	11,190,000	55,594,091	147,431,858
TDTF	TRANS DISADV - TRUST FUND	3,424,322	3,450,516	3,466,233	3,475,663	3,475,663	17,292,397
TMBD	I-95 EXPRESS LANES	-	1,451,696	725,848	725,848	725,848	3,629,240
TOBD	I-95 EXPRESS LANES	-	700,000	700,000	-	700,000	2,100,000
TRIP	TRANS REGIONAL INCENTIVE PROGM	-	-	-	3,664,806	-	3,664,806
TRWR	TRIP, WHEELS ON THE ROAD	-	2,168,194	-	1,027,788	-	3,195,982
<i>State Subtotal</i>		<i>299,006,993</i>	<i>507,834,798</i>	<i>535,320,860</i>	<i>300,384,099</i>	<i>495,055,632</i>	<i>2,137,602,382</i>

Total Programmed by Funding Code

Fund Code / Name		2023	2024	2025	2026	2027	Total
Local							
ADR	ADVERTISING REVENUE	725,000	725,000	725,000	725,000	725,000	3,625,000
ADV	AD-VALOREM	56,485,118	57,823,856	59,227,668	60,694,488	40,307,890	274,539,020
BOCA	BOCA RATON	375,000	375,000	375,000	375,000	375,000	1,875,000
CENW	CENTURY WEST	375,000	375,000	375,000	375,000	375,000	1,875,000
FBR	FAREBOX REVENUE	12,162,929	12,357,888	12,556,746	9,113,000	12,415,000	58,605,563
LGT	LOCAL OPTION GAS TAX	97,121,585	92,764,890	78,275,179	66,300,422	34,057,450	368,519,526
IF	IMPACT FEE	29,536,800	17,087,000	12,900,000	2,750,000	-	62,273,800
IST	INFRASTRUCTURE SUR TAX	18,059,034	13,603,175	27,884,000	9,802,000	23,930,000	93,278,209
LF	LOCAL FUNDS	48,316,118	20,891,963	54,167,571	13,891,981	3,232,504	140,500,137
LST	LOCAL SALES TAX	1,350,000	-	-	-	-	1,350,000
MF	MOBILITY FEE	-	140,000	437,146	-	-	577,146
PRV	PRIVATE FUNDS	267,200	-	-	-	-	267,200
RTA	SFRTA	666,000	666,000	666,000	666,000	666,000	3,330,000
Local Total		265,439,784	216,809,772	247,589,310	164,692,891	116,083,844	1,010,615,601
Summary							
Federal		158,392,224	95,966,573	83,506,979	87,640,451	57,909,368	483,415,595
State		299,006,993	507,834,798	535,320,860	300,384,099	495,055,632	2,137,602,382
Local		265,439,784	216,809,772	247,589,310	164,692,891	116,083,844	1,010,615,601
Grand Total		722,839,001	820,611,143	866,417,149	552,717,441	669,048,844	3,631,633,578

UNDERSTANDING THE PROJECT DETAILS

The following informational guide assists the reader in understanding the layout and content of the Project Details provided on the following pages.

Phase	Fund Source	2023	2024	2025	2026	2027	Total
1	2	3	4	5			
36TH STREET FROM AUSTRALIAN AVE TO POINSETTA AVE	-Proj# 4415701	Length: 1.070 MI	*Non-SIS*				
6 Type of Work: BIKE LANE/SIDEWALK		7 Lead Agency: WEST PALM BEACH					
9 Description: Buffered bicycle lanes and pedestrian enhancements. Includes construction of bicycle and pedestrian bridge.							
10	11	12					
PE	SU	0	7,000	0	0	0	7,000
CST	LF	0	0	0	3,875,805	0	3,875,805
CST	SU	0	0	0	4,987,000	0	4,987,000
Total		0	7,000	0	8,862,805	0	8,869,805
13	14	15					
Prior Years Cost	Future Years Cost	Total Project Cost					8,869,805

1. Project Name and limits.
2. FDOT Financial Management Number.
3. Length of the project in miles.
4. Identifies whether the project is part of the Strategic Intermodal System.
5. Identifies whether the project is a Regionally Significant Project.
6. Shows the Type of Work accomplished by the project.
7. Lead agency for the project.
8. Identifies how the project is referenced in the Long Range Transportation Plan (LRTP).
9. Provides any explanatory description or notes for the project.
10. Phase of the project.
11. Funding source. See Fund Summary for descriptions.
12. Programmed cost estimates for each fiscal year.
13. Funds already encumbered/expended for the project in previous years.
14. Funds expected to be necessary for the project in future years beyond the five-year period addressed in the TIP.
15. Total project cost including prior years, the current TIP and future years.



Summary Points of the May 19, 2022 Governing Board Meeting

PDF versions of the agenda, backup material and presentations as well as audio and video recordings are available for review at PalmBeachTPA.org/Board

Approved Technical Advisory Committee (TAC) Appointment – The Board approved creation of a seat for the City of Westlake and appointed John O'Connor as Representative and Greg Langowski as Alternate. The Board also approved Caryn Gardner-Young as Alternate for the City of Greenacres.

Approved Citizen's Advisory Committee (CAC) Appointment – The Board approved appointment of Sammie Brown as nominated by Riviera Beach Councilwoman Lanier and Varisa Dass as nominated by Port of Palm Beach Commissioner Waldron.

Approved Vision Zero Advisory Committee (VZAC) Appointment – The Board approved appointment of Christian Santa-Gonzalez as Representative and Kyle Burg as Alternate for the Village of Wellington.

Approval of TPA Agreement 2022-01 – The Board approved a two-year extension of Legal Services with Weiss, Serota, Helfman, Cole & Bierman, P.L. through June 30, 2024.

Adopted TPA Resolution 2022-04 – The Board approved the TPA to reimburse travel expenses for up to ten (10) participants to attend a peer exchange on September 29-30, 2022 in Austin, TX to learn about their enhanced transit plans.

Adopted TPA Resolution 2022-05 – The Board approved amendments to the TPA Operating Procedures with minor modifications to each committee's charge and the process for which committee recommendations are brought before the Board.

Adopted TPA Resolution 2022-06 – The Board approved the Fiscal Year (FY) 2023-2024 Unified Planning Work Program (UPWP), which is the 2-year business plan and budget for the agency covering a period of July 1, 2022 to June 30, 2024.

Adopted TPA Resolution 2022-07 – The Board endorsed the 2022 Florida Metropolitan Planning Organization Advisory Council (MPOAC) Legislative Priorities and Policy Positions. The Board recommended participating in the MPOAC process rather than adopting its own positions until there are specific issues unique to the TPA to advance at the state and federal level.

Postponed a Motion to Approve TPA Staff to Draft a Resolution – The Board opted to postpone a motion and further discussion on the TAC's motion requesting the TPA Board make a resolution to the Palm Beach County Board of County Commissioners to authorize a countywide referendum to create a dedicated source of operating funding to support the 561 Plan with specific emphasis on the northern extension of Tri-Rail (FM# 4170317). The Board postponed this item until after the upcoming referendum and can be brought back at the direction of the Chair or TPA Executive Director.

Draft FY 23-27 Transportation Improvement Plan – TPA staff provided the first reading of the TIP, which is the five-year funding program for transportation projects in Palm Beach County. This program was developed in collaboration with the Florida Department of Transportation (FDOT) and various local agencies and includes transportation projects funded by federal, state, and local sources for all modes of transportation. The program reflects revenue expectations for the next five fiscal years and shows phases and funding sources by year for each project. The full TIP document and appendices can be viewed at PalmBeachTPA.org/TIP.

Palm Beach County Traffic Signalization Technology – Palm Beach County Engineering staff presented on the traffic signal technology currently being utilized, and the technology soon to be implemented and explored to improve transportation efficiency and safety. They noted concerns with the roadway network can be reported at discover.pbcgov.org/engineering/Pages/Get-It-Fixed.aspx.

Project Scheduling Report –June 2022

Phases occurring within the next 90 days

Palm Beach TPA & FDOT District 4

4.B

The purpose of this report is to ensure stakeholders are aware of upcoming activities for each project to allow for increased input. The TPA has consolidated the FDOT report to focus on TPA priorities and scheduling activities that are occurring within the next 90 days. The full list of scheduling activities is described below.

Scheduled Activity	Description
Multimodal Scoping Checklist (MMS)	FDOT's Office of Modal Development (OMD) notifies impacted agencies to enter comments about the project scope. The local agency can confirm or discuss context class, minor comments about multimodal features.
Resolution from Agency (for Off-System Projects Only)	If an off-system project is administered by FDOT, the local agency's governing board must pass a resolution endorsing FDOT's delivery of the project.
Review of Scope with Agency	Meet with local agency to review and confirm scope prior to FDOT advertising for consultant acquisition.
Execution Date (Design)	FDOT Design starts.
Project Kickoff Meeting	FDOT Design Team coordinates with local agency. Contact the FDOT project manager for date/time/location of the meeting.
Initial Field Review	Field Review meeting. Typically occurs at the project site.
Initial Engineering	30% plans to reviewers. Stakeholders provide review and feedback on the approved Typical Section.
Public Information Workshop	FDOT conducts public information workshop.
Constructability Plans	60% plans to reviewers. At this time most of the Design is complete, no scope discussion, review focuses on items to be constructed, their construction impacts, and materials to be used.
Plans Specification and Estimates (PSE) Meeting	FDOT PM arranges field review with all reviewers to evaluate the final engineering plans with respect to actual field conditions.
Biddability Plans to Reviewers	90% plans. At this time, Design is complete. Verifying quantities and pay items.
Production	100% plans. Plans are complete.
Local Agency Program (LAP) Commitment	Agency and FDOT commits the project funds and budget to the Legislature and the Governor's office.
Letting	Bids are opened and the apparent low bid contract is determined. Construction typically begins 4 to 6 months after letting.
Construction Notice to Proceed (NTP)	Construction starts. Construction dates for FDOT administered projects can be found through the FDOT Operations Center.

For more information on a project, please contact the FDOT District 4 office at 954.486.1400 and ask to be transferred to the FDOT Project Manager for the specific project. For the FDOT copy of the report with the full project schedule, contact Larry Wallace at larry.wallace@dot.state.fl.us or 954.777.4208.

Please note, the dates shown in this report are a snapshot and dates can change frequently. Updated reports are requested monthly from FDOT.

FM #	Location	Type of Work	Lead Agency	Phase Milestone	Date
SIS Capacity					
4441211	I-95 AT BELVEDERE RD SB OFF RAMP	PRELIMINARY ENGINEERING	FDOT	PSE Meeting	6/1/2022
4397581	I-95 AT INDIANTOWN RD	INTERCHANGE - ADD LANES	FDOT	Public Information Workshop	6/7/2022
4441211	I-95 AT BELVEDERE RD SB OFF RAMP	PRELIMINARY ENGINEERING	FDOT	Biddability	6/10/2022
4397581	I-95 AT INDIANTOWN RD	INTERCHANGE - ADD LANES	FDOT	PSE Meeting	6/14/2022
4372791	I-95 AT WOOLBRIGHT RD	INTERCHANGE - ADD LANES	FDOT	Initial Engineering	6/22/2022
4435901	I-95 AT PGA BLVD	ADD SPECIAL USE LANE	FDOT	Construction Notice to Proceed (NTP)	7/13/2022
4465511	BEELINE HWY/SR-710 FROM MARTIN COUNTY LINE TO OLD DIXIE HIGHWAY	ARTERIAL TRAFFIC MGMT SYSTEMS	FDOT	Initial Engineering	7/25/2022
4192511	BEELINE HWY/SR-710 FROM NORTHLAKE BLVD TO BLUE HERON BLVD/SR-708	ADD LANES & RECONSTRUCT	FDOT	Production	8/1/2022
4397581	I-95 AT INDIANTOWN RD	INTERCHANGE - ADD LANES	FDOT	Biddability	8/4/2022
4132601	I-95 AT PALM BEACH LAKES BLVD	INTERCHANGE - ADD LANES	FDOT	Execution Date (Design)	8/5/2022
4358041	I-95 AT BOYNTON BEACH BLVD/SR-804	INTERCHANGE - ADD LANES	FDOT	Public Information Workshop	8/10/2022
4475471	FOREST HILL BLVD/SR-882 AT I-95 INTERCHANGE	INTERSECTION IMPROVEMENT	FDOT	Initial Field Review	8/22/2022
State Road Modifications					
4440791	BOYNTON BEACH FROM I-95 TO US-1 AND NEARBY STREETS	BIKE LANE/SIDEWALK	FDOT	Constructability Plans	6/22/2022
4405755	ATLANTIC AVE/SR-806 FROM CUMBERLAND DR TO JOG RD	ADD LANES & RECONSTRUCT	FDOT	Initial Engineering	7/5/2022
4416321	LAKE WORTH RD/SR-802 FR RAULERSON DR TO PALM BEACH STATE COLLEGE ENT	RESURFACING	FDOT	Construction Notice to Proceed (NTP)	8/6/2022
4400461	LAKE WORTH RD/SR-802 ROUNDABOUT PEDESTRIAN IMPROVEMENTS	PEDESTRIAN SAFETY IMPROVEMENT	FDOT	PSE Meeting	8/16/2022
Local Initiatives Program					
4460921	OKEECHOBEE BLVD AT FOLSOM RD	ROUNDABOUT	PALM BEACH COUNTY	Kickoff Meeting	6/9/2022
4443771	GERMANTOWN RD FROM OLD GERMANTOWN RD TO S CONGRESS AVE	BIKE PATH/TRAIL	DELRAY BEACH	Kickoff Meeting	6/16/2022
4400451	CITYWIDE PEDESTRIAN FACILITIES FOR INDIAN TRAIL IMPROVEMENT DISTRICT	PED FACILITIES	FDOT	Construction Notice to Proceed (NTP)	6/27/2022
Transportation Alternatives Program					
4460801	OKEECHOBEE BLVD FROM A RD TO FOLSOM RD	BIKE PATH/TRAIL	PALM BEACH COUNTY	Kickoff Meeting	6/9/2022
4460841	VARIOUS LOCATIONS ALONG HOLLY DRIVE	SIGNING/PAVEMENT MARKINGS	PALM BEACH GARDENS	Production	8/1/2022
Other FDOT & Local Projects					
4417551	US-1/SR-5 FROM BROWARD COUNTY LINE TO SPANISH RIVER BLVD	ARTERIAL TRAFFIC MGMT SYSTEMS	FDOT	Production	6/6/2022
4438431	LAKE WORTH RD/SR-802 AT HAVERHILL RD	WIDEN/RESURFACE EXIST LANES	FDOT	Biddability	6/9/2022
4378781	MILITARY TRAIL/SR 809 AT FOREST HILL BLVD	INTERSECTION IMPROVEMENT	FDOT	Construction Notice to Proceed (NTP)	7/6/2022

FM #	Location	Type of Work	Lead Agency	Phase Milestone	Date
4475511	I-95 FROM 12TH AVE S TO 10TH AVE N	LIGHTING	FDOT	Initial Field Review	7/7/2022
4475491	FOREST HILL BLVD/SR-882 FROM OLIVE TREE BLVD TO JOG RD	LIGHTING	FDOT	Initial Field Review	7/8/2022
4456231	I-95 FROM SOUTH OF PALM BEACH LAKES BLVD TO NORTH OF 45TH ST	LIGHTING	FDOT	Production	8/1/2022
4331093	I-95 FROM BROWARD COUNTY LINE TO LINTON BLVD - EXPRESS LANES	LANDSCAPING	FDOT	Biddability	8/18/2022
4475451	OKEECHOBEE BLVD/SR-704 FROM EAST OF MILITARY TRL TO I-95	LIGHTING	FDOT	Initial Field Review	8/22/2022
4475531	US-1/DIXIE HWY FROM NORTH OF LUCERNE AVE TO WPB CANAL	LIGHTING	FDOT	Initial Field Review	8/22/2022
4458821	SR-7/US-441 AT LAKE WORTH RD	INTERSECTION IMPROVEMENT	FDOT	Initial Engineering	8/23/2022
Major Maintenance					
4476711	OKEECHOBEE BLVD/SR-704 FROM W OF I-95 TO AUSTRALIAN AVE	RESURFACING	FDOT	Initial Field Review	5/26/2022
4461731	FEDERAL HWY FROM S OF 10TH AVE SOUTH TO 6TH AVE N	RESURFACING	FDOT	Initial Engineering	6/1/2022
4461011	SR-80/US-98 FROM EAST OF PARKER AVE TO WEST OF WASHINGTON RD	RESURFACING	FDOT	Production	6/6/2022
4457691	A1A / BLUE HERON BLVD OVER INTRACOASTAL WATERWAY	BRIDGE-REPAIR/REHABILITATION	FDOT	Biddability	6/6/2022
4460991	US-1 FROM N QUADRILLE BLVD TO PALM BEACH LAKES BLVD	RESURFACING	FDOT	PSE Meeting	6/6/2022
4461012	SR-80/US-98 FROM EAST OF PARKER AVE TO WEST OF WASHINGTON RD	BRIDGE REHABILITATION	FDOT	Production	6/6/2022
4428911	US-1 OVER EARMAN RIVER BRIDGE	BRIDGE REPLACEMENT	FDOT	Biddability	6/9/2022
4461771	SR-7/US-441 FROM NORTH OF SOUTHERN BLVD/SR-80 TO OKEECHOBEE BLVD/SR-704	RESURFACING	FDOT	Biddability	6/9/2022
4414661	SPANISH RIVER BLVD/SR-800 OVER ICWW	BRIDGE-REPAIR/REHABILITATION	FDOT	PSE Meeting	6/15/2022
4439941	SR-15/US-441 FROM SOUTH OF SHIRLEY DR TO EAST MAIN ST	RESURFACING	FDOT	Construction Notice to Proceed (NTP)	6/24/2022
4414661	SPANISH RIVER BLVD/SR-800 OVER ICWW	BRIDGE-REPAIR/REHABILITATION	FDOT	Biddability	7/1/2022
4484371	BOYNTON BCH BLVD/SR-804 FROM ORCHID GROVE TRAIL TO W OF PALM ISLES DR	RESURFACING	FDOT	Agency Scope Review	7/6/2022
4484151	US-1/SR-5 FROM BELVEDERE RD TO SR-704/LAKEVIEW AVE	RESURFACING	FDOT	Agency Scope Review	7/6/2022
4461031	MILITARY TRAIL FROM SOUTH OF DEVONS RD TO NORTH OF FLAG DR	RESURFACING	FDOT	Biddability	7/7/2022
4460991	US-1 FROM N QUADRILLE BLVD TO PALM BEACH LAKES BLVD	RESURFACING	FDOT	Biddability	7/7/2022
4463741	SR-700/CONNERS HWY FROM NORTH OF 1ST ST TO WEST OF SR-80	RESURFACING	FDOT	Public Information Workshop	8/4/2022
4484151	US-1/SR-5 FROM BELVEDERE RD TO SR-704/LAKEVIEW AVE	RESURFACING	FDOT	Execution Date (Design)	8/5/2022
4484361	LAKE WORTH RD/SR-802 FROM W OF CYPRESS EDGE DR TO W OF CYPRESS ISLES WAY	RESURFACING	FDOT	Execution Date (Design)	8/5/2022
4484371	BOYNTON BCH BLVD/SR-804 FROM ORCHID GROVE TRAIL TO W OF PALM ISLES DR	RESURFACING	FDOT	Execution Date (Design)	8/5/2022
4476571	YAMATO RD/SR-794 FROM WEST OF I-95 TO US-1/FEDERAL HWY	RESURFACING	FDOT	Initial Engineering	8/8/2022
4461001	SR-80 FROM SR-25/US-27 TO EAST OF GLADES GLEN DR	RESURFACING	FDOT	Public Information Workshop	8/9/2022

FM #	Location	Type of Work	Lead Agency	Phase Milestone	Date
4463741	SR-700/CONNERS HWY FROM NORTH OF 1ST ST TO WEST OF SR-80	RESURFACING	FDOT	PSE Meeting	8/11/2022
4398451	SR-715 FROM SR-80 TO W OF CANAL ST SOUTH	RESURFACING	FDOT	Public Information Workshop	8/11/2022
4476611	A1A FROM SE 31ST TO SOUTH OF GRAND BAY CT	RESURFACING	FDOT	Initial Engineering	8/12/2022
4476691	E OCEAN AVE/SR-804 FROM SR-5/US-1 TO A1A	RESURFACING	FDOT	Initial Field Review	8/15/2022
4461001	SR-80 FROM SR-25/US-27 TO EAST OF GLADES GLEN DR	RESURFACING	FDOT	PSE Meeting	8/16/2022
4476631	A1A FROM SOUTH OF LAKE AVE TO N OF IBIS WAY	RESURFACING	FDOT	Initial Engineering	8/16/2022
4398451	SR-715 FROM SR-80 TO W OF CANAL ST SOUTH	RESURFACING	FDOT	PSE Meeting	8/18/2022
4461021	SR-15 FROM N OF 1ST ST TO PALM BEACH/MARTIN COUNTY LINE	RESURFACING	FDOT	Public Information Workshop	8/18/2022