



PALM BEACH Transportation Planning Agency

VISION ZERO ADVISORY COMMITTEE (VZAC) AGENDA

DATE: **Thursday, May 5, 2022**
TIME: **9:00 a.m.**
PLACE: **301 Datura Street, West Palm Beach, FL 33401**

Attendees may not enter the TPA workplace if in the previous 5 days, they have tested positive for COVID-19, exhibited symptoms of COVID-19, or been in close contact with someone with COVID-19 and are unvaccinated.

To promote awareness of multimodal options for in-person attendance, a map of transportation facilities and services around the TPA Office is provided on page 3.

Members of the public can also join the meeting virtually in the following ways:

- Via Zoom app using Webinar ID: 845-9742-6963 and Password: 784843
- Via web browser at PalmBeachTPA.org/VZAC05MAY2022
- Via phone at 1-646-558-8656 using the above Webinar ID and Password
- View a live simulcast at PalmBeachTPA.org/LIVE

For assistance joining the virtual meeting, call 561-725-0800 or e-mail info@PalmBeachTPA.org.

1. REGULAR ITEMS

- A. Call to Order and Roll Call
- B. Modifications to the Agenda
- C. MOTION TO APPROVE Minutes for April 7, 2022
- D. General Public Comments and Public Comments on Agenda Items

Members of the public are invited to offer general comments and/or comments or questions on specific agenda items as follows:

- A written document, comment and/or question may be submitted at PalmBeachTPA.org/VZAC-comment at any time prior to the commencement of the relevant agenda item.
- A verbal comment may be provided by a virtual attendee using the raise hand feature in the Zoom platform.
- A verbal comment may be provided by an in-person attendee submitting a comment card available at the welcome table.

Note that the Chair may limit comments to 3 minutes or less depending on meeting attendance.

- E. Comments from the Chair and Member Comments
- F. VZAC Liaison's Report

2. ACTION ITEMS

A. MOTION TO RECOMMEND APPROVAL of the Fiscal Year (FY) 2023-2024 Unified Planning Work Program (UPWP)

TPA staff will present the attached final draft FY 23-24 UPWP, the 2-year business plan and budget for the agency covering a period of July 1, 2022 to June 30, 2024. The UPWP serves as the TPA's application for federal planning funds and includes a description of the planning work, deliverables, timeframes, and source and amount of funding requested. Also attached are federal and state review comments that will be incorporated into the final version for Governing Board adoption scheduled for May 19, 2022.

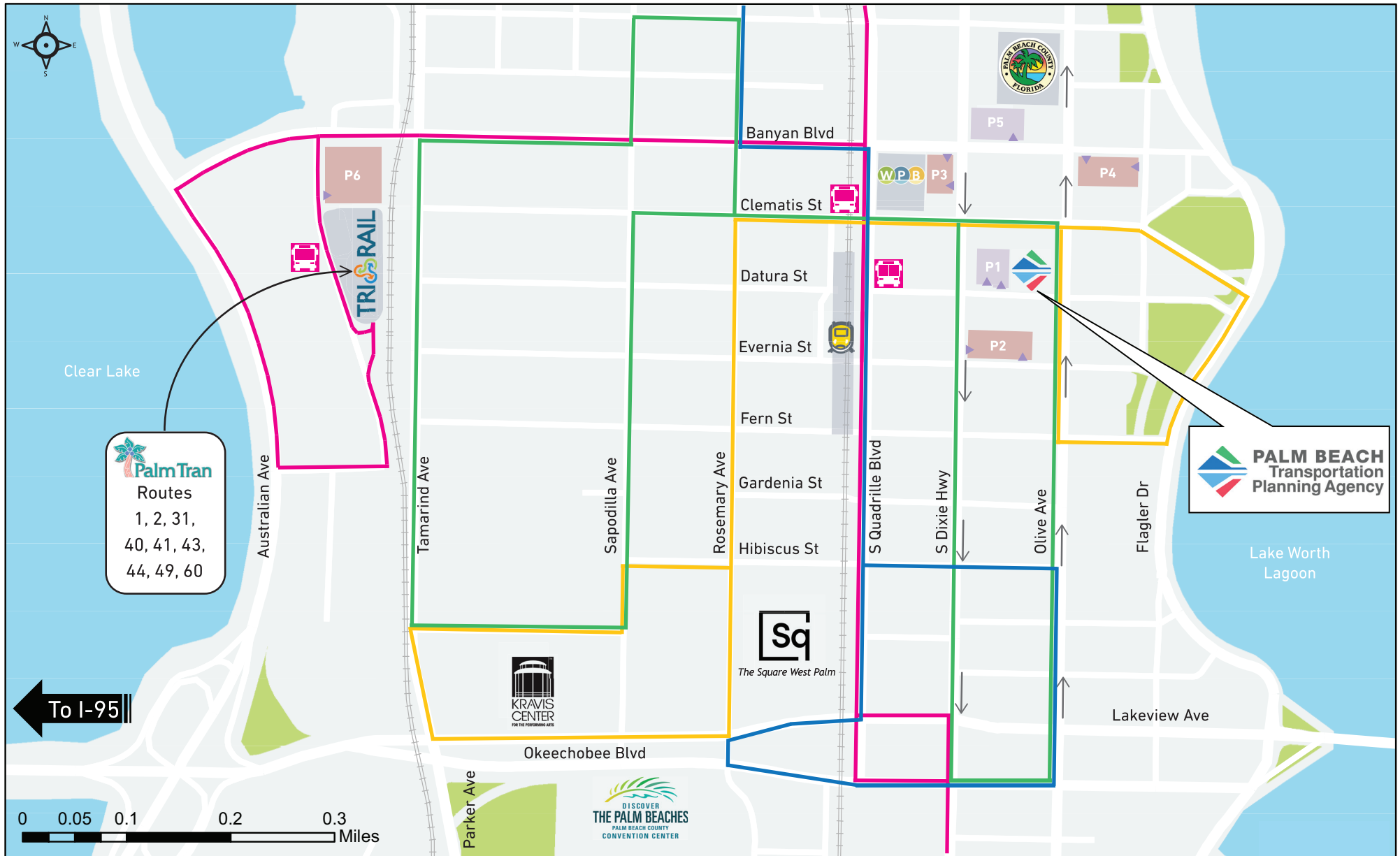
3. INFORMATION ITEMS

A. Draft FY 23-27 Transportation Improvement Program (TIP)

The TIP is the five-year funding program for transportation projects in Palm Beach County. The draft executive summary for the FY 23-27 TIP is attached. This program was developed in collaboration with the Florida Department of Transportation (FDOT) and various local agencies and includes transportation projects funded by federal, state, and local sources for all modes of transportation. The program reflects revenue expectations for the next five fiscal years and shows phases and funding sources by year for each project. The full TIP document and appendices can be viewed at PalmBeachTPA.org/TIP.

4. ADMINISTRATIVE ITEMS

- A. Governing Board Summary Points – April 21, 2022
- B. FDOT Scheduling Report – May 2022
- C. Next Meeting – **June 2, 2022**
- D. Adjournment



TPA Office Location	Palm Tran PalmTran.org	WEST PALM BEACH DowntownW.P.B.com	TRI&RAIL Tri-Rail.com	CIRCUIT Free on-demand rides around West Palm Beach & Palm Beach 7 days a week. Download the app to ride.
Public Parking Private Parking <small>*Metered on-street parking available citywide (free with Handicap placard up to 4 hours)</small>	Palm Tran Bus Stop Palm Tran Route 1	Yellow Trolley Green Trolley Blue Trolley	brightline GoBrightline.com Brightline Station	Download on the App Store GET IT ON Google Play

CHAIR

Stephanie Thoburn

Town of Jupiter

Alternate: Garret Watson

Tracy Phelps

City of Boca Raton

Alternate: Kimberly Kosirog

Bruce Rosenzweig

Boca Raton Bicycle Club

Craig Pinder

City of Boynton Beach

Alternate: Kathleen Hatcher

Ted Goodenough

Disabled Community

Joanna Peluso

Healthier Jupiter

Joan Oliva

City of Lake Worth Beach CRA

Alternate: Chris Dabros

Joann Skaria

City of Palm Beach Gardens

Fadi Nassar

Palm Beach County - Engineering

Alternate: Neil Wantz

Jacey Biery

Palm Beach County – ERM

Alternate: Sally Channon

VICE CHAIR

Brian Ruscher

City of Delray Beach

Alternate: Amy Alvarez

David Wiloch

Palm Beach County - Planning

Alternate: Michael Howe

Jean Matthews

Palm Beach County – Parks & Recreation

Alternate: Casey Pranckun

Yash Nagal

Palm Tran

Alternate: Bruce Guyton

Michael Owens

School District of Palm Beach County

Alternate: Joyell Shaw

Ryan Harding

Village of Wellington

Alternate: Christian Santa-Gonzalez

John Roach

City of West Palm Beach

Larry Wallace

Florida Department of Transportation

Non-Voting Advisory Member

Alternate: Wibet Hay

NOTICE

In accordance with Section 286.0105, *Florida Statutes*, if a person decides to appeal any decision made by the board, agency, or commission with respect to any matter considered at such meeting or hearing, they will need a record of the proceedings, and that, for such purposes, they may need to ensure that a verbatim record of the proceedings is made, which record includes the testimony and evidence upon which the appeal is to be based.

Public participation is solicited without regard to race, color, national origin, age, sex, religion, disability or family status. Persons who require a printed copy of the agenda package, require special accommodations under the Americans with Disabilities Act or require translation services for a meeting (free of charge) must call 561-725-0800 or email Info@PalmBeachTPA.org at least five business days in advance. Hearing impaired individuals are requested to telephone the Florida Relay System at #711.

**OFFICIAL MEETING MINUTES OF THE
VISION ZERO ADVISORY COMMITTEE (VZAC)**

Thursday, April 7, 2022

301 Datura Street, West Palm Beach, FL 33401
Meeting was also conducted virtually via Zoom.

These minutes are a summary of the meeting events and may not reflect all discussion that occurred. PDF versions of the agenda, backup material and presentations as well as audio recordings are available for review at PalmBeachTPA.org/VZAC

1. REGULAR ITEMS

1.A. Call to Order and Roll Call

CHAIR THOBURN called the meeting to order at 9:02 a.m. and provided an overview of the meeting procedures.

The Recording Secretary called the roll. A quorum was present as depicted in the table below.

Member	Roll Call	Member	Roll Call	Member	Roll Call
Tracy Phelps	P	Fadi Nassar	P	Christian Santa-Gonzalez (Alt)	P
Bruce Rosenzweig	P	Jacey Biery	A	John Roach	P
Craig Pinder	P	David Wiloch	P	Wibet Hay (Alt)	P
Ted Goodenough	A	Casey Pranckun (Alt)	P	Brian Ruscher	P
Joanna Peluso	P	Yash Nagal	P	Stephanie Thoburn	P
Joann Skaria	P	Michael Owens	A		

P = Present A = Absent

1.B. APPROVED Modifications to the Agenda

The Recording Secretary stated Michael Owens requested permission to participate remotely due to School District staffing shortages.

There were no objections to his virtual participation, and he was permitted to join the meeting.

1.C. APPROVED Amended Minutes for March 3, 2022

JOHN ROACH requested an amendment to the minutes under Item 1.F to reflect the Economic Development and Mobility Panel would be hosted in-person and virtually.

MOTION to approve the Minutes as amended made by David Wiloch, seconded by Michael Owens, and carried unanimously 14-0 as depicted in the table below.

Member	Vote	Member	Vote	Member	Vote
Tracy Phelps	Y	Fadi Nassar	Y	Christian Santa-Gonzalez (Alt)	Y
Bruce Rosenzweig	Y	Jacey Biery	A	John Roach	Y
Craig Pinder	Y	David Wiloch	Y	Brian Ruscher	Y
Ted Goodenough	A	Casey Pranckun (Alt)	Y	Stephanie Thoburn	Y
Joanna Peluso	Y	Yash Nagal	Y		
Joann Skaria	Y	Michael Owens	Y		

Y = Yes, N = No, A = Absent, ABST = Abstain

1.D. General Public Comments and Public Comments on Action Items

There were no general public comments received.

1.E. Comments from the Chair and Member Comments

JOANNA PELUSO shared her experience at a South Bay walk audit with her partner agency Healthier Glades.

1.F. VZAC Liaison’s Report

ANDREW UHLIR, TPA Deputy Director of Program Development, reviewed the full report, which can be viewed at PalmBeachTPA.org/VZAC. He noted the Pedestrian & Bicycle Coordinator job description had been posted as well as the Transit Coordinator position

There were no public comments or member comments received.

2. ACTION ITEMS

2.A. RECOMMENDED ADOPTION of 2022 Transportation Alternatives (TA) Program Project Application Rankings

ANDREW UHLIR provided a PowerPoint presentation that can be viewed at PalmBeachTPA.org/VZAC. He provided a summary of the TA process, upcoming timeline, and the four (4) submitted applications scoring and TPA staff recommended ranking. He noted a fix to the scoring that differs from what was provided in the backup agenda that ranks the Indian Trail Improvement District project first.

There were no public comments on this item.

Jacey Biery and Ted Goodenough joined the meeting in-person.

Discussion ensued about the drainage and right-of-way impacts of some of the projects, wayfinding and potential landscaping impacts, schools located in the project areas, how the leftover TA funds would be allocated, and project design specifics.

Members also focused on the importance of the TPA staff providing more resources to communities that may need assistance for project identification, application submittal, and administering the project.

MOTION to Recommend Adoption of the 2022 TA Program Project Application Rankings made by Brian Ruscher, seconded by Tracy Phelps and carried unanimously 16-0 as depicted in the table below.

Member	Vote	Member	Vote	Member	Vote
Tracy Phelps	Y	Fadi Nassar	Y	Christian Santa-Gonzalez (Alt)	Y
Bruce Rosenzweig	Y	Jacey Biery	Y	John Roach	Y
Craig Pinder	Y	David Wiloch	Y	Brian Ruscher	Y
Ted Goodenough	Y	Casey Pranckun (Alt)	Y	Stephanie Thoburn	Y
Joanna Peluso	Y	Yash Nagal	Y		
Joann Skaria	Y	Michael Owens	Y		

Y = Yes, N = No, A = Absent, ABST = Abstain

3. INFORMATION ITEMS

3.A. DISCUSSED: Brightline Update

ALI SOULE, Brightline VP of Community Relations, provided a PowerPoint presentation that can be viewed at PalmBeachTPA.org/VZAC. Ali summarized updates regarding safety, quiet zones, new developments, and construction progress.

There were no public comments on this item.

JOHN ROACH expressed concerns that the gate timing at the triple tracks in West Palm Beach did not provide enough time for safe pedestrian crossing. He mentioned his experience of being trapped in the crossing, walking as a generally able-bodied individual.

Member discussion ensued about cars queuing on railroad tracks, Brightline+ (Plus) cost, audio descriptions on Brightline videos, fencing along the corridor, quiet zones, and further Brightline expansions.

3.B. DISCUSSED: Long Range Transportation Plan (LRTP) Update

CONOR CAMPOBASSO, TPA LRTP Coordinator, provided a PowerPoint presentation that can be viewed at PalmBeachTPA.org/VZAC. The LRTP maps out the next 25 years of state and federal transportation system investments in Palm Beach County. Conor provided an overview on the current 2045 LRTP as well as an update on the upcoming 2050 LRTP.

There were no public comments on this item.

Member discussion ensued on evaluation of previous LRTPs, modeling methods for the LRTP, Southeast Florida Regional Planning Model (SERPM) data, and an emphasis on walkability.

4. ADMINISTRATIVE ITEMS

4.A. Governing Board Summary Points – March 17, 2022

There was no discussion on this item.

4.B. FDOT Scheduling Report – April 2022

There was no discussion on this item.

4.C. Next Meeting – May 5, 2022

The meeting was adjourned at 10:38 a.m.

This signature is to attest that the undersigned is the Chair, or a designated nominee, of the Vision Zero Advisory Committee and that information provided herein is the true and correct Minutes for the April 7, 2022 meeting of the Vision Zero Advisory Committee, dated this 5th day of May 2022.

Stephanie Thoburn
VZAC Chair

**EXHIBIT A
VZAC Member Attendance Record**

REPRESENTATIVE/Alternate Agency Name	May '21	Jun '21	Jul '21	Aug '21	Sep '21	Oct '21	Nov '21	Dec '21	Jan '22	Feb '22	Mar '22	Apr '22			
CHAIR STEPHANIE THOBURN/Garret Watson Town of Jupiter	P	P	P	No Meeting Held – Scheduled Break	E	P	No Meeting Held – Scheduled Break	P	No Meeting Held – Scheduled Break	P	P	P			
VICE CHAIR BRIAN RUSCHER/Amy Alvarez City of Delray Beach	P	P	P		P	P		P		P	P	P	E	P	
TRACY PHELPS/Kimberly Kosirog City of Boca Raton	*P	ALT	P		P	P		P		P	P	P	P	P	
BRUCE ROSENZWEIG Boca Raton Bicycle Club	A	*P	P		P	P		P		P	P	P	P	P	
CRAIG PINDER/Kathleen Hatcher City of Boynton Beach	P	P	P		ALT	E		P		P	P	P	P	P	
TED GOODENOUGH Disabled Community	P	P	P		P	P		P		P	P	P	E	P	P
JOANNA PELUSO Healthier Jupiter	P	E	P		P	P		P		P	P	P	P	P	P
JOANN SKARIA City of Palm Beach Gardens	P	P	P		E	P		P		P	P	P	P	P	P
FADI NASSAR/Neil Wantz PBC Engineering	P	P	P		P	P		P		P	P	P	P	P	P
JACEY BIERY/ Sally Channon PBC ERM	P	P	P		P	P		P		P	*P	P	A	P	
DAVID WILOCH/Michael Howe PBC Planning	P	*P	P		P	P		P		P	P	P	P	P	P
JEAN MATTHEWS/Casey Pranckun PBC Parks and Recreation	P	P	ALT		P	P		P		P	P	P	P	P	ALT
YASH NAGAL Palm Tran	P	P	P		A	P		P		P	P	P	P	P	P
MICHAEL OWENS/Joyell Shaw School District of Palm Beach County	P	P	P		P	ALT		P		P	P	P	P	P	P
RYAN HARDING/Christian Santa-Gonzalez Village of Wellington	ALT	P	ALT		ALT	P		P		P	P	P	ALT	ALT	ALT
JOHN ROACH City of West Palm Beach	P	P	P		P	P		P		P	P	P	P	P	P
LARRY WALLACE/Wibet Hay Florida Department of Transportation <i>Non-Voting Advisory Member</i>	P	P	E	P	ALT	P	E	E	ALT	P	ALT				

P = Member Present E = Excused Absence A = Unexcused Absence
 *New Appointment - = Member not assigned **Nominated Prior to current Operating Procedures

EXHIBIT A (cont.)

OTHERS PRESENT

Ali Soule
Joe Capra
Scarlet Cantley
Ryan Ruskay
Cornelia Wantz
Adamo DiSisto
Cristine Perdomo
Robert Robinson
Conor Campobasso
Margarita Pierce
Andrew Uhlir
Amanda Williams

REPRESENTING

Brightline
Indian Trail Improvement District (ITID)
Indian Trail Improvement District (ITID)
Indian Trail Improvement District (ITID)
Palm Beach County, Engineering
Royal Palm Beach
West Palm Beach
General Public
Palm Beach TPA
Palm Beach TPA
Palm Beach TPA
Palm Beach TPA

2.A.1

FY 2023 & FY 2024

UNIFIED PLANNING WORK PROGRAM



PALM BEACH
Transportation
Planning Agency

FINAL DRAFT

Final Adoption May 2022

 PalmBeachTPA.org/UPWP

301 Datura Street
West Palm Beach, FL 33401

CFDA Numbers

20.205 – Highway Planning and Construction
20.505 – Federal Transit Technical Studies Grant
(Metropolitan Planning)

FAP No. 0097-060-M
FM (FPN) No. 439325-4-14-01
FM (FPN) No. 439325-4-14-02
FM (FPN) No. 413735-3-14-01



PALM BEACH Transportation Planning Agency

Unified Planning Work Program for Transportation Planning Activities

Fiscal Years 2023 and 2024
Period of July 1, 2022 to June 30, 2024

Approved by the Palm Beach Transportation Planning Agency on
[Month Date](#), 2022

Robert S. Weinroth, Palm Beach County Mayor
TPA Chair

This report was prepared in cooperation with our funding partners including United States Department of Transportation, Federal Highway Administration, Federal Transit Administration, Florida Department of Transportation, Florida Commission on Transportation Disadvantaged, Palm Beach County and in coordination with other participating governments.

Public participation is solicited without regard to race, color, national origin, age, sex, religion, disability, or family status. Persons who require special accommodations under the American with Disabilities Act or translation services, free of charge, or for complaints, questions, or concerns about civil rights, please contact the Palm Beach TPA at 561-725-0800 or email Info@PalmBeachTPA.org. Hearing impaired individuals are requested to telephone the Florida Relay System at #711.

FDOT D4 Cost Analysis Certification

DRAFT

TABLE OF CONTENTS

Introduction	1
Transportation Planning Activities	1
Planning Area	3
Planning Priorities, Emphasis Areas, and Factors.....	4
Public Participation Process	6
Organization and Management	8
Required Certification Statements and Assurances.....	9
Available Funding	10
Required Activities	11
Task 1. Engage the Public.....	12
Task 2. Plan the System – Short Range	14
Task 3. Plan the System – Long Range	17
Task 4. Prioritize Funding.....	19
Task 5. Implement Projects	21
Task 6. Collaborate with Partners	23
Task 7. Administer the Agency	25
Task 8. Transfers to Other Agencies	28
Task 9. Agency Expenditures with Local Funds	31

LIST OF FIGURES

Figure 1. Palm Beach TPA Planning Area	3
Figure 2. Required Activities.....	11

LIST OF TABLES

Table 1. State Planning Emphasis Areas Matrix	5
Table 2. Federal Planning Factors Matrix	6
Table 3. Available Funding Sources	10
Table 4. Task 1 Activities for Fiscal Years 2023 and 2024	12
Table 5. Task 1 Budget for Fiscal Years 2023 and 2024.....	13
Table 6. Task 2 Activities for Fiscal Years 2023 and 2024	15
Table 7. Task 2 Budget for Fiscal Years 2023 and 2024.....	16

Table 8. Task 3 Activities for Fiscal Years 2023 and 2024	17
Table 9. Task 3 Budget for Fiscal Years 2023 and 2024.....	18
Table 10. Task 4 Activities for Fiscal Years 2023 and 2024.....	19
Table 11. Task 4 Budget for Fiscal Years 2023 and 2024	20
Table 12. Task 5 Activities for Fiscal Years 2023 and 2024.....	21
Table 13. Task 5 Budget for Fiscal Years 2023 and 2024	22
Table 14. Task 6 Activities for Fiscal Years 2023 and 2024.....	23
Table 15. Task 6 Budget for Fiscal Years 2023 and 2024	24
Table 16. Task 7 Activities for Fiscal Years 2023 and 2024.....	25
Table 17. Task 7 Budget for Fiscal Years 2023 and 2024	27
Table 18. Task 8 Activities for Fiscal Years 2023 and 2024.....	28
Table 19. Task 8 Budget for Fiscal Years 2023 and 2024	29
Table 20. Funding Sources for Task 8 with Partner Agencies.....	30
Table 21. Task 9 Activities for Fiscal Years 2023 and 2024.....	31
Table 22. Task 9 Budget for Fiscal Years 2023 and 2024	32

APPENDICES

- Appendix A – Acronyms
- Appendix B – Resolution Adopting the FYs 2023 and 2024 UPWP
- Appendix C – Budget Summary
- Appendix D – Map of Urbanized Area
- Appendix E – FDOT D4 Planning Activities FY 22-23 to FY 23-24
- Appendix F – UPWP Statements, Assurances and Policies
- Appendix G – Comments and Responses

INTRODUCTION

The Palm Beach MPO, doing business as the Palm Beach Transportation Planning Agency (TPA), administers the federally mandated transportation planning process for all of Palm Beach County. The TPA is part of a larger South Florida urbanized area referred to as the Miami FL Urbanized Area (UZA) that also includes the Miami-Dade Transportation Planning Organization (TPO) and the Broward MPO.

The Unified Planning Work Program (UPWP) is the TPA's plan of operations and budget which identifies the agency's transportation planning activities for the two-year period starting July 1, 2022 through June 30, 2024. The UPWP is approved by the TPA Governing Board via resolution dated [Month Date](#), 2022, signed by Palm Beach TPA Chair is available in **Appendix B**. The UPWP is guided by the TPA's vision of a safe, efficient, connected and multimodal transportation system. The UPWP includes a description of planning work and resulting products, responsible agencies, schedules, costs, and funding sources.

The TPA's mission to collaboratively plan, prioritize and fund the transportation system is carried out pursuant to 23 United States Code (U.S.C.) §134, 49 U.S.C. §5303, 23 Code of Federal Regulations (C.F.R.) §450 Subpart C, and Section 339.175, Florida Statutes (F.S.).

The Federal Highway Administration (FHWA) and the Federal Transit Administration (FTA) provide funding for transportation planning activities with a required investment of local matching funds. 23 U.S.C. §120 permits a State to use certain toll revenue expenditures as a credit toward the non-Federal matching share of all programs authorized by Title 23, (except for Emergency Relief Programs) and for transit programs authorized by Chapter 53 of Title 49, U.S.C. This is in essence a "soft-match" provision that allows the Federal share to be increased up to 100% to the extent credits are available. The "soft match" amount being utilized to match the FHWA PL, and FHWA SU, and FTA 5305d funding in the UPWP is 18.07% of FHWA program funds for a total of \$966,970 and the "soft match" amount being utilized to match the federal fiscal year (FFY) 21 FTA funding in the UPWP is 20% of FTA program funds for a total of \$97,500.

FHWA and FTA funding is annually apportioned to FDOT as the direct recipient and allocated to the TPA by FDOT utilizing formulas approved by the TPA, FDOT, FHWA, and FTA in accordance with [23 CFR 420.109](#) and [49 U.S.C. Chapter 53](#). FDOT is fulfilling the CPG's required 18.07% non-federal share (match) using Transportation Development Credits as permitted by [23 CFR 120\(j\)](#) and [FTA C 8100.1D](#).

The Palm Beach TPA and the FDOT participate in the Consolidated Grant Program (CPG). The CPG enables FDOT, in cooperation with the TPA, FHWA, and FTA, to annually consolidate Florida's FHWA Metropolitan Planning (PL) and FTA 5305(d) metropolitan planning fund allocations into a single grant that is administered by the FHWA Florida Division.

Please note that all eligible expenses will be reimbursed on an actual cost basis and therefore an indirect rate will not be utilized.

The TPA is in an air quality attainment area and does not anticipate completing any non-attainment planning activities.

In addition, the TPA also receives funding from the Florida Commission on Transportation Disadvantaged (CTD) to implement transportation disadvantaged planning activities.

The TPA also receives funding from local participating agencies to advance the mission and vision of the agency in serving Palm Beach County.

Transportation Planning Activities

Continuing

Many TPA planning activities are continuing from previous efforts, as highlighted below.

- The TPA performs continuing public engagement activities;
- The current Long Range Transportation Plan (LRTP) was adopted by the TPA in December 2019 and amended in February 2020. The TPA monitors and updates the LRTP as necessary in coordination with participating agencies, stakeholders and the public;
- The TPA assists local government agencies in evaluating, identifying and prioritizing funds for multimodal infrastructure projects that increase safety and access for all users;
- The TPA coordinates with Palm Tran and South Florida Regional Transportation Authority (SFRTA) in planning transit services and performing updates to their Transit Development Plans (TDP) in order to select projects for inclusion in the Transportation Improvement Program (TIP);
- The TPA continuously monitors all federally required and supplement local performance measures and identifies potential projects and strategies to achieve selected targets;
- The TPA reviews the Strategic Intermodal System (SIS) cost feasible plan for consistency and potential inclusion in the TPA's LRTP and TIP;
- The TPA reviews transportation projects using the Efficient Transportation Decision Making (ETDM), Electronic Review Comments (ERC), Multimodal Checklist and other processes.

Comprehensive

The planning activities of the TPA are comprehensive in addressing all modes of transportation (including walking, biking, transit, commercial vehicles, personal vehicles, etc.) and the manner in which they serve users of all ages and abilities.

Cooperative

The TPA cooperates with many participating agencies within Palm Beach County (PBC) and on a regional and statewide level to establish a safe, efficient, connected, and multimodal transportation system. The following are a list of entities that the TPA interacts with throughout the year:

- **Federal Agencies:** FHWA and FTA
- **State Agencies:** FDOT, Florida CTD, Florida Department of Environmental Protection (FDEP), Florida Department of Economic Opportunity
- **Metropolitan Planning Organization (MPO) Agencies:** Florida MPO Advisory Council (MPOAC), Southeast Florida Transportation Council (SEFTC), Miami-Dade Transportation Planning Organization (TPO), Broward MPO, Martin County MPO, St. Lucie TPO, and Indian River County MPO

- **Local Governments:** PBC and PBC Municipalities
- **Transit Agencies:** Palm Tran and SFRTA
- **Airports and Seaports:** Port of Palm Beach, PBC Airports, and Boca Raton Airport Authority
- **Regional Planning Councils:** Treasure Coast Regional Planning Council (TCRPC) and South Florida Regional Planning Council (SFRPC)
- **Education Agencies:** School District of Palm Beach County, Florida Atlantic University (FAU), Palm Beach State College (PBSC), Palm Beach Atlantic University (PBAU), Lynn University, and Keiser University
- **Private Transportation Companies:** Florida East Coast (FEC) Railway, Brightline, CSX Railway, Tropical Shipping, Uber, Lyft, Circuit, Freebee, Via, BrightBike (DecoBike LLC), etc.
- **Private Business Organizations:** Economic Councils, Business Development Boards, Chambers of Commerce

Planning Area

The TPA is part of the Miami FL UZA/TMA with the primary planning area being the whole of Palm Beach County as identified in **Figure 1**. For context, a map of the entire Miami UZA/TMA is included in **Appendix D**.

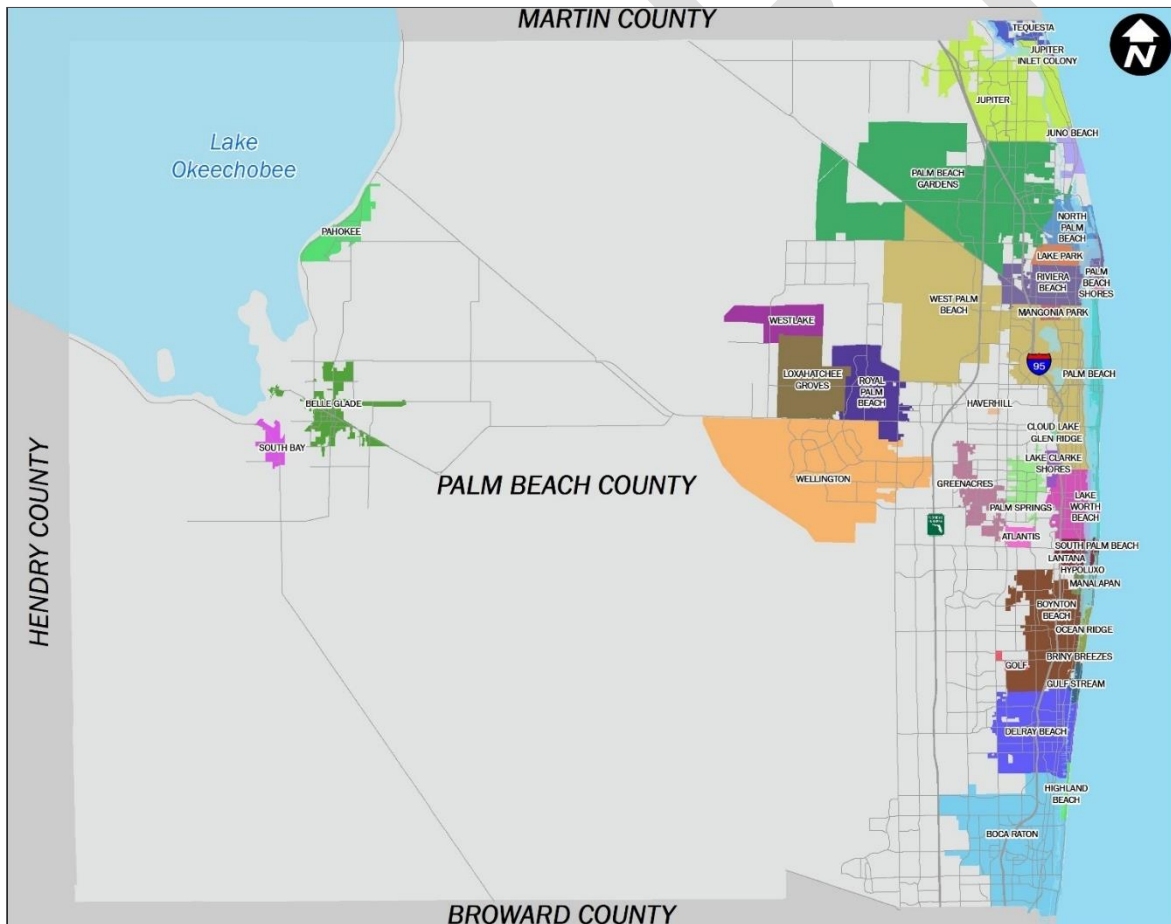


Figure 1. Palm Beach TPA Planning Area

Planning Priorities, Emphasis Areas, and Factors

Local Priorities

The prime objective of the UPWP is to aid in the development and maintenance of a coordinated transportation system plan. The UPWP is further designed to produce required work products to serve several purposes:

- To progress toward selected performance measure targets through guided transportation decision making for desired transportation system performance outcomes;
- To aid federal and FDOT modal agencies in reviewing, monitoring, and evaluating the transportation planning process in metropolitan areas;
- To aid in advancing multimodal transportation planning on a regional and system wide level;
- To improve the effectiveness of transportation decision making by guiding various jurisdictions in their individual planning efforts to ensure the efficient use of resources; and
- To develop a regional approach to transportation planning that guides the various transportation planning participants and ensures an integrated transportation analysis.

FDOT Planning Emphasis Areas (PEAs)

In addition, FDOT has issued the following Planning Emphasis Areas (PEAs):

- **Safety** – The Florida Transportation Plan (FTP) and the State’s Strategic Highway Safety Plan (SHSP) place top priority on safety, with a state target of zero traffic fatalities and serious injuries. FDOT adopted their Strategic Highway Safety Plan in 2016, which provides more information about how the state intends to address transportation safety in the coming years. The UPWP commits the TPA to report on and monitor their progress against adopted safety performance measures, and to consider how to expand upon the level of analysis and reporting required by the performance measurement process to further study the safety challenges. The TPA is working actively to identify safety needs in its priority list, TIP and LRTP; conducting and partnering on stand-alone safety studies for areas or corridors; and raising safety considerations within modal planning elements.
- **Equity** – Executive Order 14008, Tackling the Climate Crisis at Home and Abroad, created the “Justice40 Initiative” that aims to deliver 40 percent (40%) of the overall benefits of relevant federal investments to disadvantaged communities. This initiative supports Executive Order 13985, Advancing Racial Equity and Support for Underserved Communities Through the Federal Government, outlines federal policy, and defines equity as the consistent and systematic fair, just, and impartial treatment of individuals. The FTP seeks transportation choices that improve accessibility and equity by including a key strategy to enhance affordable transportation, service, and information access options for all ages and abilities and throughout underserved communities. The TPA will identify and implement improvements based on data-driven project prioritization that considers not only the impacts of transportation projects on a community, but also the benefits of projects that can enhance opportunities for a community. The UPWP shall address approaches to furthering transportation equity.
- **Resilience** – With the passage of the Fixing America’s Surface Transportation (FAST) Act in 2015, resilience was introduced as a federal planning factor: “Improve the resilience and

reliability of the transportation system and mitigate stormwater impacts of surface transportation.” Resilience is defined as the ability to adapt to changing conditions and prepare for, withstand, and recover from disruption. These conditions can encompass a wide variety of environmental, technological, economic, or social impacts. The TPA considers both the FHWA Resilience and Transportation Planning Guide and the FDOT Quick Guide: Incorporating Resilience within the LRTP to administer the planning process. The TPA also addresses resilience as a consideration within all its planning documents. The TPA coordinates with partner agencies responsible for natural disaster risk reduction, or who may be developing local resilience planning initiatives. Finally, the TPA considers the additional costs associated with reducing vulnerability of the existing transportation infrastructure to ensure that its planning documents are ultimately more realistic and cost-effective.

- **Emerging Mobility** – Advances in communication and automation technology result in new mobility options, ranging from automated and connected transport, electric vehicles, ridesharing, and micro-mobility, to flying cars and space travel. These changes may be disruptive and transformational, with impacts to safety, vehicle ownership, travel capacity, vehicle miles traveled, land-use, transportation design, future investment demands, supply chain logistics, economy, and the workforce. The TPA supports innovative technologies and business practices to advance the FTP and the federal planning factors. Emerging Mobility such as Automated, Connected, Electric and Shared Vehicle (ACES) may lead to great improvements in safety, transportation choices, and quality of life for Floridians, our visitors, and the Florida economy. Though there is a great deal of speculation and uncertainty of the potential impacts these technologies will have, the TPA is working to address the challenges and opportunities presented by ACES vehicles.

Table 1 provides a matrix of how the PEAAs are reflected in the TPA’s UPWP work activities.

Table 1. State Planning Emphasis Areas Matrix

UPWP Work Tasks	Safety	Equity	Resilience	Emerging Mobility
1. Engage the Public	✓	✓	✓	✓
2. Plan the System – Short Range	✓	✓	✓	✓
3. Plan the System – Long Range	✓	✓	✓	✓
4. Prioritize Funding	✓	✓	✓	✓
5. Implement Projects	✓	✓	✓	✓
6. Collaborate with Partners	✓	✓	✓	✓
7. Administer the Agency	✓	✓	✓	✓
8. Transfers to Other Agencies	✓	✓	✓	✓
9. Agency Expenditures with Local Funds	✓	✓	✓	✓

Federal Planning Factors

Finally, the FAST Act identified the following 10 planning factors to be considered by the TPA in developing the tasks and activities of the UPWP:

1. Support the economic vitality of the metropolitan area, especially by enabling global competitiveness, productivity, and efficiency;
2. Increase the safety of the transportation system for motorized and non-motorized users;
3. Increase the security of the transportation system for motorized and non-motorized users;
4. Increase the accessibility and mobility of people and freight;
5. Protect and enhance the environment, promote energy conservation, improve quality of life, and promote consistency between transportation improvements and state and local planned growth and economic development patterns;
6. Enhance the integration and connectivity of the transportation system, across and between modes, for people and freight;
7. Promote efficient system management and operation;
8. Emphasize the preservation of the existing transportation system;
9. Improve the resiliency and reliability of the transportation system and reduce or mitigate stormwater impacts of surface transportation; and
10. Enhance travel and tourism.

Table 2 below shows a matrix of how the 10 Federal Planning Factors are integrated into the UPWP work tasks.

Table 2. Federal Planning Factors Matrix

UPWP Work Tasks	Federal Planning Factors									
	1	2	3	4	5	6	7	8	9	10
1. Engage the Public	✓	✓	✓	✓	✓	✓	✓	✓	✓	✓
2. Plan the System – Short Range	✓	✓	✓	✓	✓	✓	✓	✓	✓	✓
3. Plan the System – Long Range	✓	✓	✓	✓	✓	✓	✓	✓	✓	✓
4. Prioritize Funding	✓	✓	✓	✓	✓	✓	✓	✓	✓	✓
5. Implement Projects	✓	✓	✓	✓	✓	✓	✓	✓	✓	✓
6. Collaborate with Partners	✓	✓	✓	✓	✓	✓	✓	✓	✓	✓
7. Administer the Agency	✓	✓	✓	✓	✓	✓	✓	✓	✓	✓
8. Transfers to Other Agencies	✓	✓	✓	✓	✓	✓	✓	✓	✓	✓
9. Agency Expenditures with Local Funds	✓	✓	✓	✓	✓	✓	✓	✓	✓	✓

Public Participation Process

The TPA continues to prioritize an increased emphasis on public engagement to promote greater awareness of TPA functions and increase information and analysis of TPA projects and programs. The TPA presents at public meetings, participates in outreach events, and provides comprehensive information on the TPA’s website (PalmBeachTPA.org) and social media platforms.

The TPA's Public Participation Plan (PPP) guides the process to provide complete information, timely public notice, full public access to key decisions, and support for early and continued involvement. The PPP requires a 30-day public review and comment period for the UPWP.

The UPWP was developed in cooperation with federal, state, and regional transportation agencies, county departments and local municipalities and considers input gathered from the public during the continuing, comprehensive, and coordinated (3-C) transportation planning process. The UPWP development process follows the PPP and is reviewed by the Technical Advisory Committee (TAC), Citizen's Advisory Committee (CAC), and Vision Zero Advisory Committee (VZAC). Finally, the TPA Governing Board adopts the UPWP.

DRAFT

ORGANIZATION AND MANAGEMENT

The TPA's Governing Board consists of 21 members: five county commissioners, 15 elected officials from the 13 largest municipalities, and one commissioner from the Port of Palm Beach. The TPA Governing Board is responsible for providing overall policy and direction for transportation planning and serves as the coordination mechanism with various state agencies for transportation and land use plans.

The TPA's Operating Procedures facilitate efficient conduct by the TPA Governing Board and its advisory committees as it collaboratively plans, prioritizes, and funds the transportation system. The TPA Governing Board also coordinates with all Metropolitan Planning Organizations (MPOs) in the state through the Florida Metropolitan Planning Organization Advisory Council (MPOAC) and its committees. The MPOAC is composed of an elected official and staff director from each MPO in the state and serves as a forum to discuss transportation issues and provide advice and input into FDOT plans and programs. Interaction with the local municipalities occurs through the TPA Governing Board, advisory committees as well as through comprehensive planning activities. The TPA's Chief Financial Officer is responsible for developing the UPWP and budget.

In performing these functions, the TPA Governing Board is served by three advisory committees. FDOT has non-voting advisory members on the TPA Governing Board and advisory committees.

- **Technical Advisory Committee (TAC)** - Comprised of representatives with technical expertise in transportation from local governments (municipal and county), airports, seaports, public transit agencies, school district, and health department who are involved in transportation planning and engineering.
- **Citizen's Advisory Committee (CAC)** - Comprised of citizens reflecting a broad cross-section of local residents including minorities, elderly, and handicapped individuals as well as representation for environmental issues, business interests, the construction and development industry, the freight and goods movements industry, and private transportation providers as well as the general public.
- **Vision Zero Advisory Committee (VZAC)** - Comprised of county and municipal planners, law enforcement and fire rescues services, school district, health department, disabled community, and active transportation advocacy groups to address the comprehensive effort in implementing pedestrian and bicycle infrastructure, initiative, and safety aligning the TPA's Vision Zero efforts.

The TPA is the Designated Official Planning Agency (DOPA) for the Palm Beach County Transportation Disadvantaged (TD) program. The TPA administers the TD Local Coordinating Board (LCB), an advisory body to the CTD, and identifies local service needs, provides information, advice, and direction to the PBC Community Transportation Coordinator (CTC) on coordination of services to be provided to the transportation disadvantaged through the Florida Coordinated Transportation System.

The TPA Governing Board is also a member of SEFTC, overseeing regional transportation planning activities for the Palm Beach TPA, Broward MPO, and the Miami-Dade TPO in Southeast Florida.

The TPA has executed the following required agreements to facilitate the transportation planning process.

- **MPO Interlocal Agreement between all voting members of the TPA Governing Board and FDOT** – October 9, 2015 (creates the TPA and apportions membership)
- **Intergovernmental Coordination and Review and Public Transportation Coordination Joint Participation Agreement between the TPA, FDOT, TCRPC, SFRTA, the Port of Palm Beach, and PBC** – April 21, 2008 (coordination of multimodal transportation planning and comprehensive plans)
- **MPO Agreement between the TPA and FDOT** – [Month Date](#), 2022 (provides FHWA and FTA planning funds from July 1, 2022 to June 30, 2024)
- **Public Transportation Grant Agreement between the TPA and FDOT** – February 1, 2022 (provides FTA planning funds from February 1, 2021 to December 31, 2025)
- **TD Planning Grant Agreement between the TPA and the CTD** – [Month Date](#), (provides state CTD planning funds to accomplish the duties and responsibilities of the DOPA as set forth in Chapter 427, F.S., Rule 41-2 from July 1, 2022 to June 30, 2023, with a new agreement anticipated to be executed no later than July 31, 2023.
- **SEFTC Interlocal Agreement as amended** – January 9, 2006 (regional transportation planning and coordination in South Florida)
- **Memorandum of Understanding between the TPA, Broward MPO, Miami-Dade TPO, and FDOT District 4 & 6** – October 4, 2019 through December 31, 2024 (coordination of Southeast Regional Planning model related activities)
- **Memorandum of Understanding between the TPA, Broward MPO, Miami-Dade TPO, and FDOT District 4 & 6** – September 1, 2020 through December 31, 2024 (acquisition of big data for the Southeast Regional Planning model related activities)

Required Certification Statements and Assurances

In response to relevant laws and regulations governing the use of federal and state grants, the TPA includes the following certification statements and/or assurances:

- Federal and/or state funds are not being used for lobbying.
- Federal funds are not being used for procurement from persons who have been debarred or suspended, in accordance with the provisions of 49 C.F.R. Part 29, subparts A through E.
- The TPA provides an opportunity for disadvantaged business enterprises to participate in the performance of transportation planning contracts.
- The TPA has adopted and maintains a Title VI - Nondiscrimination Policy and program.
- The TPA has adopted a travel policy as stated in its Personnel Handbook.

The certification statements and assurances are included in **Appendix F**.

Available Funding

To accomplish the tasks and activities identified in the UPWP, the TPA identified the following available funding sources by fiscal year.

Table 3. Available Funding Sources

Funding Source	Fiscal Year 2023	Fiscal Year 2024	Total
CPG FHWA PL	\$2,046,159	\$2,157,933	\$4,204,092
CPG FHWA SU	\$1,733,000	\$1,820,000	\$3,553,000
CPG FTA 5305d	\$772,863	\$772,863	\$1,545,726
FTA Prior	\$390,000		\$390,000
CTD	\$49,871	\$49,871	\$99,742
TPA Local Funds	\$143,943	\$146,428	\$290,371
Total Funds Available	\$5,135,836	\$4,947,095	\$10,082,931

REQUIRED ACTIVITIES

The required activities consist of tasks required to carry out the 3-C transportation planning process, guided by the TPA's adopted mission and vision statements.

Annual and multi-year activities, deliverables, and estimated completion dates are identified within each task. Each task is budgeted individually with funding amounts identified by source.

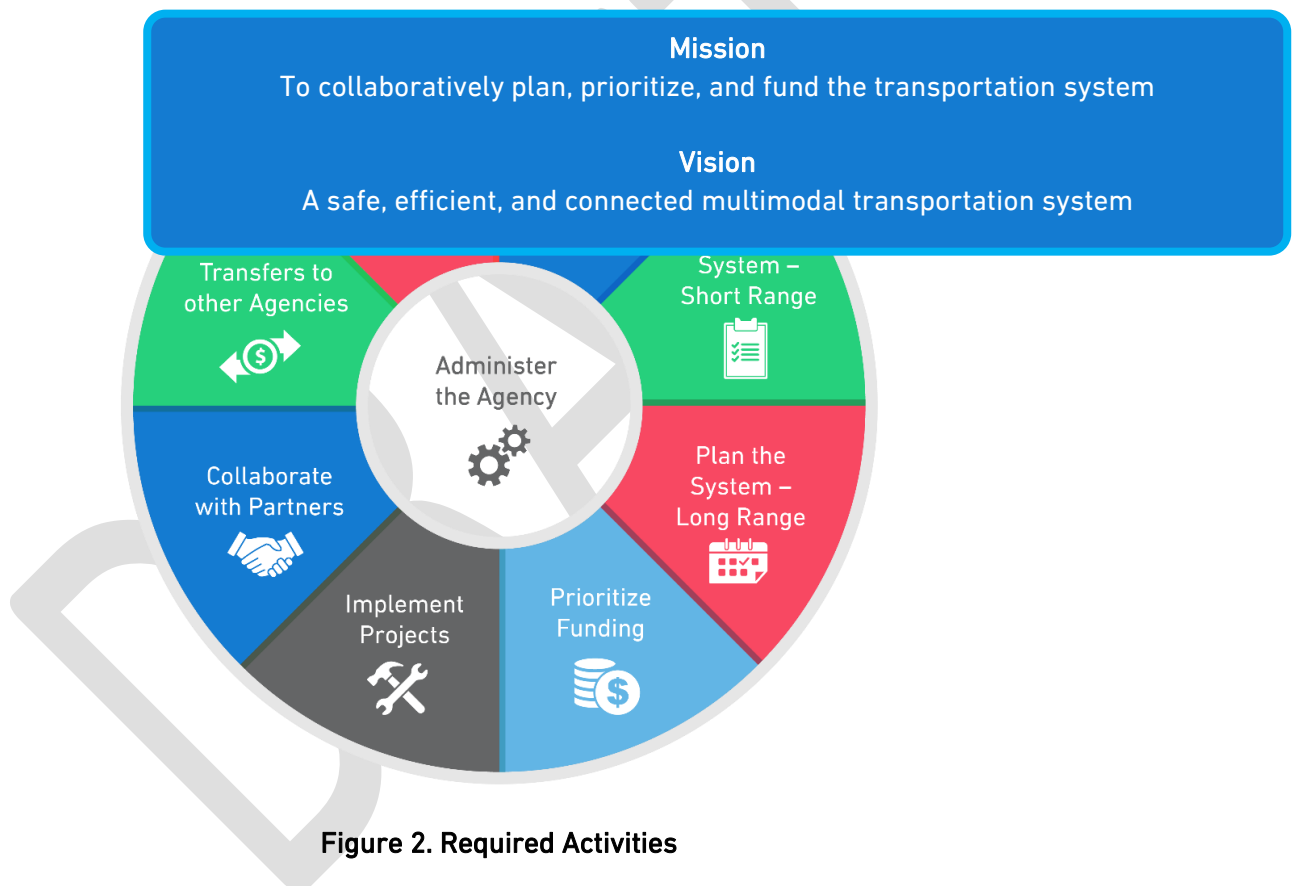


Figure 2. Required Activities

Additionally, the planning activities to be performed by FDOT in District 4 are shown in **Appendix E**. Please note that FDOT has elected not to identify deliverables, completion dates, funding sources, or amounts for their planning activities. Instead, FDOT noted that the list is representative of (but shall not constrain) the typical planning activities that are performed by FDOT District 4 on either a continuous basis or intermittently as needed, using State and Federal funds authorized for Planning purposes. Finally, FDOT noted that their activities may be undertaken at any time during the two-year UPWP cycle at the discretion of District 4 based on identified needs.

Task 1. Engage the Public

Responsible Agency: Palm Beach TPA

Participating Agencies: FHWA, FDOT, Broward MPO (BMPO), Miami-Dade TPO (MDTPO), TCRPC, SEFTC, School District

Purpose

Enable and encourage public awareness and input into the transportation planning and project prioritization process.

Previous Work

Staff routinely presents to and gathers feedback from local community groups, business organizations, and conferences; conducts educational workshops; and participates in community outreach events, local project outreach activities, and events and initiatives to promote safety and alternative modes of transportation. Examples include Vision Zero workshops, safety fairs, and events, Florida Mobility Week, Florida Bicycle Month, Walk-to-School Day, and Bike to-Work Week/Day events.

Continuing activities include the creation and distribution of an e-newsletter, *Transportation Tuesday*. Issues are directly distributed by email and additionally posted to the TPA website to enhance accessibility and to allow use of the website's font size adjustment and Google Translate features. The e-newsletter includes announcements of news items, events, public review and comment opportunities for draft documents, and public meetings of the TPA and partner agencies including those for specific projects. Additional activities include maintenance and enhancements to the TPA website, use of the TPA social media platforms, photo and video gathering/editing, blog posts, monitoring of the Strategic Plan with the creation of an Annual Report, creation and distribution of online and print publications, and Title VI and disadvantaged business enterprise (DBE) monitoring.

Activities to Be Performed

Table 4. Task 1 Activities for Fiscal Years 2023 and 2024

	Activity	Deliverable(s)	Completion Date
A	Monitor public participation at TPA Board and advisory committee meetings and other outlets	Public Involvement Activity Report	Monthly
B*	Present information and seek input from local governments, chambers of commerce, civic organizations, neighborhood associations, etc. to ascertain infrastructure and service needs to support economic development, promote community health, enhance safety, and grow travel and tourism	Presentations, Surveys, and Public Comments	As Needed
C*	Distribute concise and relevant TPA information electronically	Email Newsletters	Biweekly

	Activity	Deliverable(s)	Completion Date
D*	Solicit public input via social media	Social Media Postings	Weekly
E	Issue Public Notices in accordance with federal regulations, state guidelines, and the PPP	Advertisements	As Required
F*	Monitor and update the TPA website with current events, meeting agendas, reports, etc.	Updated Website	As Needed
G*	Prepare outreach materials for various planning initiatives (i.e., videos, print material, etc.), including alternate formats upon request	Targeted Outreach Materials	As Needed
H	Monitor countywide statistical data (race, color, national origin, sex, age, disability) of participants and beneficiaries of the TPA programs and activities	Data Summaries	Annually
I	Monitor ADA and Title VI compliance and process all complaints	Monitoring Report	As Needed
J	Gather photos and video of TPA-related activities, events, and transportation projects.	Social Media Posts, Website Content, Outreach Materials	Monthly

*TPA staff will utilize outside consultants to support the work performed on these activities up to the total amount shown for consultants in each fiscal year.

Table 5. Task 1 Budget for Fiscal Years 2023 and 2024

Year 1: FY 2023				
Budget Category	FHWA		FTA 5305(d)	FY 2023 Total
	PL	SU	Federal	
Personnel (salary and benefits)	\$207,618	\$50,003	\$53,806	\$311,427
Consultants	\$52,172	\$104,328		\$156,500
FY 2023 Total	\$259,790	\$154,331	\$53,806	\$467,927
Year 2: FY 2024				
Budget Category	FHWA			FY 2024 Total
	PL	SU		
Personnel (salary and benefits)	\$171,285	\$171,285		\$342,570
Consultants	\$62,074	\$19,592		\$81,666
FY 2024 Total	\$233,359	\$190,877		\$424,236

Task 2. Plan the System – Short Range

Responsible Agency: Palm Beach TPA

Participating Agencies: FDOT, FHWA, SEFTC, SFRTA, SFRPC, TCRPC, BMPO, MDTPO, Freight Industry, FDEP, FPL, PBC, School District, PBC Health Department (PBCHD), Local Municipalities, Northern and Western MPOs/TPO, Palm Tran

Purpose

Plan for a safe, efficient, connected multimodal transportation system for all users. To provide the necessary data and analysis tools to support and perform the multimodal planning processes for the TPA region, including:

- Planning and evaluation for all modes and services including pedestrian, bicycle, transit, freight, automobile, airport, seaport, intermodal, and non-emergency transportation services, and evaluate connected vehicle and autonomous vehicle (CV/AV) impacts
- Providing technical support to coordinate land use with the transportation system

Previous Work

The TPA updated and worked on implementing its Vision Zero Action Plan to influence policy, funding, and culture to improve safety for all transportation users. The TPA updated its Vision Zero Action Plan in October 2021 and presented a progress report to its Board and committees in February 2021 and in February 2022. The TPA also evaluated quarterly pedestrian and bicycle crash reports to identify potential causes and worked with partner agencies to implement safety countermeasures.

The TPA worked with Palm Tran and local municipalities on advancing roadway modifications and transit improvements identified in the US-1 Multimodal Corridor Study, including conducting lane repurposing studies with local communities, refining enhanced transit shelter locations, and prioritizing funds for Transit Signal Priority (TSP), electric buses, and enhanced transit shelters. The TPA also worked with local communities and Palm Tran to conduct walk bicycle safety audits, and Complete Streets studies to provide access to transit and improve safety for all roadway users.

The TPA collaborated with Palm Tran and SFRTA on TDP updates, evaluating new transit service, and conducting transportation planning activities for the transportation disadvantaged program. The TPA conducted an Okeechobee Blvd. and SR-7 Multimodal Corridor Study in coordination with Palm Tran, FDOT, and local municipalities along these corridors. The TPA also assisted local municipalities with establishing Quiet Zones for Brightline Phase II from West Palm Beach north to the county limit. The TPA began conducting a corridor analysis to expand Tri-Rail Service to the Veterans Affairs Medical Center along the CSX railway as well as provide new service along the FEC railway.

The TPA continued to evaluate upcoming projects for Complete Streets improvements and worked with local municipalities, Palm Tran, and roadway owners to move these projects forward. The TPA also worked with FDOT and the County to collect and evaluate pedestrian and bicycle counts.

Staff streamlined transportation data visualizations and sharing for the public by maintaining a TPA mapping application and Open Data Hub to allow outside agencies and the public to access transportation data easily.

Activities to Be Performed

Table 6. Task 2 Activities for Fiscal Years 2023 and 2024

	Activity	Deliverable(s)	Completion Date
A*	Plan the fixed route transit system, including multimodal corridor studies, transit supportive land use analysis, and health impact assessments to improve access to transit service; TDP updates; and analysis of rail crossing safety and quiet zone eligibility	Corridor Studies	Annually
		TDP Updates	Annually
		Quiet Zones	Brightline Phase II Completion
B	Plan the TD system, including TD Service Plan updates, CTC evaluations, LCB meeting coordination, and review of 5310 applications	TDSP Update	Annually
		CTC Evaluation	Annually
		LCB Meetings	Quarterly
C*	Plan the non-motorized transportation system, including evaluating the TPA's pedestrian and bicycle priority networks, upcoming resurfacing projects, and high crash locations to identify pedestrian and bicycle infrastructure improvements and collect pedestrian and bicycle count and safety data	Projects Identified	Annually in List of Priority Projects
		Ped/Bike Counts	Ongoing
D	Plan the freight system, including prioritization of freight projects, participation on committees, and coordinating with stakeholders	Projects Reviewed and Identified	As Needed
E*	Implement and monitor actions identified in Vision Zero Action Plan	Vision Zero Action Plan Report Card	Annually
F*	Conduct and assist local governments with mobility and multimodal plans and corridor studies to improve safety for users of all ages, abilities, and transportation modes	Community Plans and Studies	As Needed
G*	Collect, analyze, and maintain transportation and GIS data, such as population and employment data, traditionally underserved demographic data, vehicular traffic, non-motorized data, transit ridership data, intermodal freight statistics, and other data.	Updated GIS Datasets	As Needed
		Updated Open Data Hub	

*TPA staff will utilize outside consultants to support the work performed on these activities up to the total amount shown for consultants in each fiscal year.

Table 7. Task 2 Budget for Fiscal Years 2023 and 2024

Year 1: FY 2023					
Budget Category	FHWA		FTA 5305(d)	CTD	FY 2023 Total
	PL	SU	Federal	State	
Personnel (salary and benefits)	\$83,732	\$20,166	\$21,700	\$49,871	\$175,469
Consultants	\$343,058	\$686,005			\$1,029,063
FY 2023 Total	\$426,790	\$706,171	\$21,700	\$49,871	\$1,204,532
Year 2: FY 2024					
Budget Category	FHWA			CTD	FY 2024 Total
	PL	SU		State	
Personnel (salary and benefits)	\$71,573	\$71,573		\$49,871	\$193,017
Consultants	\$306,441	\$96,718			\$403,159
FY 2024 Total	\$378,014	\$168,291		\$49,871	\$596,176

DRAFT

Task 3. Plan the System – Long Range

Responsible Agency: Palm Beach TPA

Participating Agencies: FDOT, FHWA, SEFTC, SFRTA, SFRPC, TCRPC, BMPO, MDTP0, Freight Industry, FDEP, PBC, School District, PBCHD, Local Municipalities, Northern and Western MPOs/TPO, Palm Tran

Purpose

The Long Range Transportation Plan (LRTP), also known as the Metropolitan Transportation Plan, maps out the next 25 years of state and federal transportation system investments in PBC. As a comprehensive analysis of the transportation system, it also includes local (county, city, and private) investments planned for the transportation system. It identifies transportation projects and services such as premium transit corridors; major roadway improvements and new interchanges; freight capacity projects (roadways, railways, seaport, and airport facilities); and non-motorized facility networks (bicycle facilities, sidewalks, and shared-use paths).

The LRTP is updated every five (5) years. The next update is the 2050 LRTP, programmed for creation in this UPWP.

Previous Work

The TPA performed planning activities in line with its 2045 LRTP network of enhanced transit corridors, priority pedestrian and bicycle facility networks, and state roadway modifications to advance safety, complete streets, enhanced transit, transportation system management & operations, and environmental resiliency.

The TPA began working with local partner agencies to discuss land use policy decisions to create greater land use and transportation connection.

Activities to Be Performed

Table 8. Task 3 Activities for Fiscal Years 2023 and 2024

	Activity	Deliverable(s)	Completion Date
A	Process amendments to the adopted LRTP	Amendments	As Needed
B	Develop transportation data related to the LRTP and travel demand model, including population, employment, hotel/motel, school enrollment data, and transportation facility updates. Update the freight system plan, participate in committees, and coordinate with stakeholders	Updated Projections and Allocations	Jan 2023

	Activity	Deliverable(s)	Completion Date
C*	Develop the 2050 LRTP, including the below activities: <ul style="list-style-type: none"> ▪ Update Goals, Objectives, and Performance Measures (PM) ▪ Coordinate review and inclusion of transportation projects from partner agencies ▪ Public Engagement ▪ Coordination with TPA committees and partner agencies 	Goals, Objectives & PMs; Needs Plan; Cost Feasible Plan; LRTP Document	Oct 2024
D	Perform Efficient Transportation Decision Making (ETDM) screening, environmental justice, and Title VI reviews for major TPA projects	ETDM Report	As Required

*TPA staff will utilize outside consultants to support the work performed on these activities up to the total amount shown for consultants in each fiscal year.

Table 9. Task 3 Budget for Fiscal Years 2023 and 2024

Year 1: FY 2023				
Budget Category	FHWA		FTA 5305(d)	FY 2023 Total
	PL	SU	Federal	
Personnel (salary and benefits)	\$113,947	\$27,443	\$29,531	\$170,921
Consultants	\$66,674	\$133,326		\$200,000
FY 2023 Total	\$180,621	\$160,769	\$29,531	\$370,921
Year 2: FY 2024				
Budget Category	FHWA			FY 2024 Total
	PL	SU		
Personnel (salary and benefits)	\$94,007	\$94,007		\$188,014
Consultants	\$418,055	\$131,945		\$550,000
FY 2024 Total	\$512,062	\$225,952		\$738,014

Task 4. Prioritize Funding

Responsible Agency: Palm Beach TPA

Participating Agencies: FDOT, FDEP, PBC, Palm Tran, SFRTA, Local Municipalities, PBCHD

Purpose

Prioritize funding to maximize the implementation of projects that support the Vision of the TPA. Ensure that anticipated revenues are allocated to projects and programs in the five-year TIP consistent with the LRTP and according to the project priorities set forth by the TPA Governing Board.

Previous Work

The TPA coordinated annually with FDOT on the development of the Draft Tentative Work Program and adoption of the TPA's TIP and processing of TIP amendments, as necessary. All TIP projects are available on the TPA's web map at PalmBeachTPA.org/map.

The TPA identified major projects from the LRTP to be advanced for funding in the TIP, developed and administered a prioritization process for projects to be funded via the Local Initiatives (LI) Program established by the LRTP, administered the Transportation Alternatives (TA) Program, and State Road Modifications (SRM) Program, participated in project implementation through review comments entered in the ERC system and participated in Project Development & Environment (PD&E) studies associated with specific projects in the TIP.

TPA staff refined the schedule and scoring system for the LI, TA, and SRM programs and video recorded the training workshop to allow agencies to view it at their convenience.

Activities to Be Performed

Table 10. Task 4 Activities for Fiscal Years 2023 and 2024

	Activity	Deliverable(s)	Completion Date
A*	Administer the TPA's annual competitive funding programs, update scoring system, review applications, and associated activities	Program Overviews & Submittal Process	Annually
B**	Develop and update the Transportation Improvement Program (TIP) through the following process: 1. Develop an annual List of Priority Projects (LOPP) including SRM, LI, TA, and Safety Projects 2. Review FDOT Draft Work Program for consistency with the LRTP and adopted priorities of the TPA Governing Board 3. Prepare TIP, including an interactive online map 4. Process required TIP amendments and modifications as needed	List of Priority Projects	Annually
		FDOT Draft Work Program Review	Annually
		Adopted TIP	Annually
		TIP Amendments	As Needed

	Activity	Deliverable(s)	Completion Date
C	Prepare the annual list of projects for which Federal funds (FHWA and FTA) were obligated in the previous fiscal year	List of Federal Obligated Projects	Annually

*TPA staff will utilize outside consultants to support the work performed on these activities up to the total amount shown for consultants in each fiscal year.

Table 11. Task 4 Budget for Fiscal Years 2023 and 2024

Year 1: FY 2023				
Budget Category	FHWA		FTA 5305(d)	FY 2023 Total
	PL	SU	Federal	
Personnel (salary and benefits)	\$224,733	\$54,125	\$58,242	\$337,100
Consultants	\$24,003	\$47,997		\$72,000
FY 2023 Total	\$248,736	\$102,122	\$58,242	\$409,100
Year 2: FY 2024				
Budget Category	FHWA			FY 2024 Total
	PL	SU		
Personnel (salary and benefits)	\$185,405	\$185,405		\$370,810
Consultants	\$28,187	\$8,896		\$37,083
FY 2024 Total	\$213,592	\$194,301		\$407,893

Task 5. Implement Projects

Responsible Agency: Palm Beach TPA

Participating Agencies: FDOT, TCRPC, PBC, Local Municipalities

Purpose

Ensure that implementation of projects and project scope details accomplish the vision, goals, and objectives of the TPA Governing Board.

Previous Work

The TPA updated the Performance Measures, inclusive of the Congestion Management Process (CMP) measures, during the creation of the 2045 LRTP. The performance measures now incorporate all federal performance measures and TPA created local measures.

Staff worked with consultants on the development of a performance measures dashboard to provide up-to-date measures and visualizations.

Staff continued to participate actively in the design review process for state and local projects to ensure the final outcomes are consistent with the planning objectives. Staff worked with FDOT to develop an FDOT Scheduling Report that is reconfigured for inclusion in every monthly committee and Board agenda to provide a status on upcoming project milestones.

Activities to Be Performed

Table 12. Task 5 Activities for Fiscal Years 2023 and 2024

	Activity	Deliverable(s)	Completion Date
A	Monitor implementation of LRTP projects and projects in TPA funding programs	FDOT Milestone Report and Update to Project Status in Online Map	Monthly
B	Update the Create a performance measures dashboard (inclusive of the CMP) to track progress and to serve as a resource for committees, stakeholders, and the public. Adopt new targets as required.	Performance Measures Dashboard	As Needed
		Adopted Resolutions for Targets	Annually in Feb
C	Provide input on TIP existing and proposed transportation projects constructed by partner agencies to encourage final design and construction plans are consistent with the TPA's goals	Project Reviews	As Needed

Table 13. Task 5 Budget for Fiscal Years 2023 and 2024

Year 1: FY 2023				
Budget Category	FHWA		FTA 5305(d)	FY 2023 Total
	PL	SU	Federal	
Personnel (salary and benefits)	\$105,662	\$25,448	\$27,383	\$158,493
FY 2023 Total	\$105,662	\$25,448	\$27,383	\$158,493
Year 2: FY 2024				
Budget Category	FHWA			FY 2024 Total
	PL	SU		
Personnel (salary and benefits)	\$87,171	\$87,171		\$174,342
FY 2024 Total	\$87,171	\$87,171		\$174,342

DRAFT

Task 6. Collaborate with Partners

Responsible Agency: Palm Beach TPA

Participating Agencies: PBC, BMPO, MDTPO, SEFTC, Palm Tran, SFRTA, Local Municipalities, FDOT, TCRPC, SFRPC

Purpose

Work with and provide technical assistance to transportation partners to establish and implement policies, programs, and projects consistent with the LRTP.

Previous Work

The TPA worked with FDOT and South Florida Commuter Services to encourage local participation in Florida Mobility Week and Florida Love to Ride Month, coordinated with the Broward MPO and Miami-Dade TPO to host the annual Safe Streets Summit, and held a Southeast Florida Transportation Summit. The TPA also participated in a Vision Zero Peer Exchange follow up session with FHWA and other MPOs, in partner agency committees and statewide efforts for the FTP and SIS Plan; and coordinated the U.S. Department of Transportation's Office of Small and Disadvantaged Business to plan and execute a Small Business Series.

Through SEFTC, the TPA coordinated regionally to develop and adopt the 2045 Regional Long Range Plan (RTP) and a prioritized Transportation Regional Incentive Program (TRIP) project list. The TPA began coordination efforts with Miami-Dade TPO and Broward MPO to kick off the development of the 2050 RTP.

Staff held several workshops and webinars including topics such as bicycling safety and infrastructure, the future of transit, lane repurposing projects, truck parking, a guest speaker event with the host of Transit Unplugged Podcast and author of book: The Future of Public Transportation. The TPA also hosted a South Florida Transportation Surtax Roundtable with Broward MPO, Miami-Dade County, and TPA Governing Board members.

Lastly, staff worked with municipalities, elected officials, planning staff, and transportation partners to conduct Walk Bike Audits along various corridors in PBC to identify pedestrian and bicyclist safety concerns and determine improvements that can be made.

Activities to Be Performed

Table 14. Task 6 Activities for Fiscal Years 2023 and 2024

	Activity	Deliverable(s)	Completion Date
A*	Develop, implement and update the regional transportation plan including performance measures, regional transportation network, financial forecast guidance, scenario planning, and project identification.	Adopted Regional Transportation Plan	Dec 2024

	Activity	Deliverable(s)	Completion Date
B	Adopt a prioritized TRIP project list through SEFTC	TRIP Priority List	Annually
C	Serve on partner agency committees and/or provide input into the development of transportation planning documents as appropriate (e.g., FTP, SIS Plan, Community Traffic Safety Team, SFRTA, Palm Tran, etc.)	Meeting Attendance	As Needed
D*	Conduct ad-hoc work groups, workshops, peer exchanges, or other events to educate and learn from stakeholders regarding various transportation topics	Work Groups, Workshops, Peer Exchanges, or Other Events	As Needed
E	Participate and coordinate with SEFTC and partner agencies for regional public participation and collaboration.	Meeting Attendance	As Needed

*TPA staff will utilize outside consultants to support the work performed on these activities up to the total amount shown for consultants in each fiscal year.

Table 15. Task 6 Budget for Fiscal Years 2023 and 2024

Year 1: FY 2023				
Budget Category	FHWA		FTA 5305(d)	FY 2023 Total
	PL	SU	Federal	
Personnel (salary and benefits)	\$249,509	\$60,091	\$64,663	\$374,263
Consultants	\$36,004	\$71,996		\$108,000
FY 2023 Total	\$285,513	\$132,087	\$64,663	\$482,263
Year 2: FY 2024				
Budget Category	FHWA			FY 2024 Total
	PL	SU		
Personnel (salary and benefits)	\$205,845	\$205,845		\$411,690
Consultants	\$42,280	\$13,344		\$55,624
FY 2024 Total	\$248,125	\$219,189		\$467,314

Task 7. Administer the Agency

Responsible Agency: Palm Beach TPA

Participating Agencies: FHWA, FTA, PBC, Local Municipalities, FDOT, TCRPC, SFRPC, BMPO, MDTPO

Purpose

Provide the staff and resources necessary to administer the 3-C transportation planning process and to provide a fair and impartial setting for effective regional decision-making.

Previous Work

Staff performed required on-going activities including supporting the TPA Governing Board and advisory committee meetings; updated necessary documents, assisted in audits, and submitted quarterly/monthly progress reports and reimbursement requests.

The TPA adapted to the COVID-19 pandemic by modifying the conduct of public meetings by utilizing the Zoom webinar platform because it did not require the public to purchase or download any additional software or equipment to attend meetings virtually. The TPA will offer hybrid meeting options moving forward as it allows for easy access for the public to participate and provide public comment.

The TPA received a Silver Level Bicycle Friendly Business designation from the League of American Bicyclists in September 2020 and was designated a Best Workplace for Commuters in January 2021 and 2022.

The TPA executed contracts for external auditing services, building cleaning and maintenance services, copier services, a learning management system and training vendors for ongoing staff learning opportunities, and a recruitment firm to hire a permanent Executive Director.

The TPA continually updated its Personnel Handbook to become a resource for staff with workplace procedures. Additionally, the TPA amended its holiday to include Juneteenth, in line with it becoming a federal holiday.

Activities to Be Performed

Table 16. Task 7 Activities for Fiscal Years 2023 and 2024

	Activity	Deliverable(s)	Completion Date
A*	Administer TPA Governing Board and advisory committee meetings	Agendas, minutes, presentations	Monthly
B*	Monitor the two-year UPWP for FY 23-24, process modifications and amendments, coordinate tasks with participating agencies, submit progress reports and invoices to FDOT, and adopt the FY 25-26 UPWP	Progress Reports and Invoices	At least quarterly
		FY 25-26 UPWP	May 2024
C*	Monitor, update and implement the Strategic Plan	Strategic Plan	Annually

	Activity	Deliverable(s)	Completion Date
D*	Provide training for TPA staff and TPA Governing Board members at conferences, workshops, etc. Attend business meetings as required.	Training, conference, and meeting attendance	As Needed
E*	Perform financial tasks including grant reimbursements, audit reports, budget, supporting FDOT audit(s), grant reconciliations, timekeeping, inventory, contract management, invoice payments	Audit report	Annually
		FDOT audit(s)	Semi-Annually
F	Prepare for and participate in joint FDOT/TPA and federal certification reviews	Responses to certification questions	As Needed
G*	Procure services, supplies, and equipment (RFPs, contracts, etc.)	Executed contracts	As Needed
H	Hire additional TPA personnel to support the TPA's administration and planning processes	Staff Accountant	June 2023
I*	Establish and update, as needed, agreements, operating procedures, and Continuity of Operations Plan (COOP) for compliance with state and federal rules/laws	Executed Agreements	Jun 2020 (MPO) Dec 2020 (Transit) Annually (TD) As needed (Misc.)
		Updated Operating Procedures	As Needed
		Updated COOP	As Needed
J	Monitor the release of 2020 U.S. Census results, including any re-designation or re-affirmation process conducted pursuant to Section 339.175, F.S.	Redesignated/ Reaffirmed TPA	Following 2020 Census
K*	Obtain legal services to support the TPA's administration of the federal planning process and defend the TPA against all claims	Legal Review of agendas, documents, etc.	Monthly
		Legal Defense Documents	As Needed
L	Monitor DBE participation and report payments	Monitoring report	As Needed
M	TIP project management database	TIP database	Ongoing
N	Performance Measures interactive tracking website	Website	Ongoing
O	Automated pedestrian and bicycle counts at signals	Count data database	Ongoing
P	Geospatial Mapping software and online publishing	Software	Ongoing

*TPA staff will utilize outside consultants to support the work performed on these activities up to the total amount shown for consultants in each fiscal year.

Table 17. Task 7 Budget for Fiscal Years 2023 and 2024

Year 1: FY 2023				
Budget Category	FHWA		FTA 5305(d)	FY 2023 Total
	PL	SU	Federal	
Personnel (salary and benefits)	\$519,661	\$125,155	\$134,675	\$779,491
Consultants	\$21,168	\$42,332		\$63,500
Travel	\$86,400			\$86,400
Direct Expenses				
Facilities	\$267,750	\$89,250		\$357,000
Professional	\$129,650	\$129,650		\$259,300
Administrative	\$9,975	\$29,925		\$39,900
Graphics & Advertising	\$9,100	\$9,100		\$18,200
Supplies	\$80,640	\$20,160		\$100,800
Equipment & Improvements	\$20,900			\$20,900
FY 2023 Total	\$1,145,244	\$445,572	\$134,675	\$1,725,491
Year 2: FY 2024				
Budget Category	FHWA			FY 2024 Total
	PL	SU		
Personnel (salary and benefits)	\$428,720	\$428,720		\$857,440
Consultants	\$31,196	\$9,845		\$41,041
Travel	\$90,700			\$90,700
Direct Expenses				
Facilities	\$281,250	\$93,750		\$375,000
Professional	\$133,250	\$133,250		\$266,500
Administrative	\$10,475	\$31,425		\$41,900
Graphics & Advertising	\$9,550	\$9,550		\$19,100
Supplies	\$84,721	\$21,179		\$105,900
Equipment & Improvements	\$21,945			\$21,945
FY 2024 Total	\$1,091,807	\$727,719		\$1,819,526

Task 8. Transfers to Other Agencies

Purpose

To describe the regional planning responsibilities and funding sources for the maintenance and further development of the Southeast Regional Planning Model (SERPM) to forecast regional travel patterns and for the acquisition of big data to support the validation and calibration of SERPM in support of the metropolitan planning process.

Previous Work

The region has collaborated in the development and maintenance of previous versions of SERPM, a modeling tool which uses scenario forecasting to prepare for new socioeconomic environments and potential planning challenges within Southeast Florida. SERPM is updated every five years to support the development of regional and local transportation plans and other regional planning efforts. TPA staff began working with regional partners towards the implementation of SERPM 9 and collaborating on a big data purchase.

Memorandums of Understanding (MOU) have been entered jointly by the Miami-Dade TPO, Broward MPO, Palm Beach TPA, and FDOT Districts 4 and 6, to develop and maintain an effective travel demand modeling tool and transportation data collection methods within the region.

Activities to Be Performed

Table 18. Task 8 Activities for Fiscal Years 2023 and 2024

	Activity	Deliverable(s)	Completion Date
A	Regional Transportation Plan (RTP) development (by Miami-Dade TPO), including performance measures, regional transportation network, financial forecast guidance, scenario planning, and project identification. <i>Transfer to Miami-Dade TPO</i>	RTP	Dec 2024
B	SERPM 8/9 Model Maintenance (by FDOT District 4) including administrative and technical support, including training, documentation, and maintenance service. <i>Transfer to FDOT</i>	Training Workshops	As Needed
		SERPM updates	
		Comprehensive Performance Measures report	
C	SERPM 9 Development (by Miami-Dade TPO) using a 2020 base year and 2050 future year to predict travel demand patterns and markets for regional transit and highway projects and to analyze future trends <i>Transfer to Miami-Dade TPO</i>	SERPM 9 development, calibration/validation, and reports	Jun 2024

Financial participation by the TPA is shown below along with a regional table showing the lead agency, various funding sources, and amounts by fiscal year for each of the shared regional tasks.

Table 19. Task 8 Budget for Fiscal Years 2023 and 2024

Year 1: FY 2023			
Budget Category	FHWA		FY 2023 Total
	PL	SU	
Consultants			
2050 RTP	\$166,666		\$166,666
SERPM Maintenance		\$6,500	\$6,500
SERPM 9 Development			
FY 2023 Total	\$166,666	\$6,500	\$173,166
Year 2: FY 2024			
Budget Category	FHWA		FY 2024 Total
	PL	SU	
Consultants			
2050 RTP	\$166,666		\$166,666
SERPM Maintenance		\$6,500	\$6,500
FY 2024 Total	\$166,666	\$6,500	\$173,166

Table 20. Funding Sources for Task 8 with Partner Agencies

Year 1: FY 2023				
	FHWA		State	FY 2023 Total
	PL	SU	DS	
SERPM Maintenance				
Lead Agency: FDOT District 4			\$12,500	\$12,500
FDOT D6			\$12,500	\$12,500
Miami-Dade TPO		\$10,000		\$10,000
Broward MPO	\$8,500			\$8,500
Palm Beach TPA		\$6,500		\$6,500
SERPM 9 Development				
Lead Agency: Miami-Dade TPO				
FDOT D4			\$250,000 ¹	
FDOT D6			\$250,000	
Broward MPO				
Palm Beach TPA				
2050 RTP Development				
Lead Agency: Miami-Dade TPO	\$166,666			\$166,666
Broward MPO	\$166,668			\$166,668
Palm Beach TPA	\$166,666			\$166,666
FY 2023 Total	\$508,500	\$16,500	\$525,000	\$1,050,000
Year 2: FY 2024				
	FHWA		State	FY 2024 Total
	PL ¹	SU	DS	
SERPM Maintenance				
Lead Agency: FDOT District 4			\$12,500	\$12,500
FDOT D6			\$12,500	\$12,500
Miami-Dade TPO		\$10,000		\$10,000
Broward MPO	\$8,500			\$8,500
Palm Beach TPA		\$6,500		\$6,500
2050 RTP Development				
Lead Agency: Miami-Dade TPO	\$166,666			\$166,666
Broward MPO	\$166,668			\$166,668
Palm Beach TPA	\$166,666			\$166,666
FY 2024 Total	\$508,500	\$16,500	\$25,000	\$550,000

¹ Funds provided in FY 22, therefore, not a new encumbrance.

Task 9. Agency Expenditures with Local Funds

Purpose

Authorize local fund expenditures for items that are not reimbursable from state and federal grant sources or used as a local match.

Activities to Be Performed

- **Maximize Agency Effectiveness** – Influence laws, policies, and discretionary funding decisions at the state and national levels to implement TPA priority transportation projects. Conduct peer exchanges with other MPOs around the country to inform better decision-making by TPA Governing Board members and staff. Support informed decision-making by TPA Governing Board members. This task may include professional lobbyist assistance.
- **Improve Public Engagement** – Purchase and distribute items to promote the TPA programs and solicit feedback, conduct targeted outreach events, and provide subsidy awards for transportation related activities, initiatives, and events that align with the mission and vision of the TPA.
- **Enhance Staff Performance** – Fund staff professional certification and licensing dues, professional society memberships, and other staff enhancement expenses, and provide refreshments at meetings to maximize productivity.
- **Balance to TPA Reserve** – The balance of this account will be added to the TPA Reserve Account.

Table 21. Task 9 Activities for Fiscal Years 2023 and 2024

	Activity	Completion Date
A	Maximize Agency Effectiveness: Advocacy activities, including TPA travel expenses, TPA staff time, consultant fees, peer exchanges, board member briefings, etc.	As Needed
B	Improve Public Engagement: Promotional items, activities, and sponsorships	As Needed
C	Enhance Staff Performance: Certification and licensing dues and other staff enhancement expenses, professional organizational memberships, meeting refreshments	As Needed
D	Balance to TPA Reserve Fund	As Needed

Table 22. Task 9 Budget for Fiscal Years 2023 and 2024

Year 1: FY 2023		
Budget Category	Local	FY 2023 Total
Maximize Agency Effectiveness	\$55,000	\$55,000
Improve Public Engagement	\$30,000	\$30,000
Enhance Staff Performance	\$15,000	\$15,000
Balance to TPA Reserve Fund	\$43,943	\$43,943
FY 2023 Total	\$143,943	\$143,943
Year 2: FY 2024		
Budget Category	Local	FY 2024 Total
Maximize Agency Effectiveness	\$55,000	\$55,000
Improve Public Engagement	\$30,000	\$30,000
Enhance Staff Performance	\$15,000	\$15,000
Balance to TPA Reserve Fund	\$46,428	\$46,428
FY 2024 Total	\$146,428	\$146,428

DRAFT

DRAFT

APPENDIX A
Acronyms

Acronym	Definition	Acronym	Definition
ACES	Automated/Connected/Electric/Shared-Use Vehicles	FY	Fiscal Year
ADA	Americans with Disabilities Act	GIS	Geographic Information System
AV	Automated Vehicles	LCB	Local Coordinating Board
BMPO	Broward Metropolitan Planning Organization	LI	Local Initiatives
CAC	Citizen's Advisory Committee	LLC	Limited Liability Company
CFR	Codes of Federal Regulation	LOPP	List of Priority Projects
CMP	Congestion Management Process	LRTP	Long Range Transportation Plan
COOP	Continuity of Operations Plan	MDTPO	Miami-Dade Transportation Planning Organization
CPG	Consolidated Planning Grant	MOU	Memorandum of Understanding
CTC	Community Transportation Coordinator	MPO	Metropolitan Planning Organization
CTD	Commission on Transportation Disadvantaged	MPOAC	Metropolitan Planning Organization Advisory Council
CV	Connected Vehicles	PBAU	Palm Beach Atlantic University
DBE	Disadvantaged Business Enterprise	PBC	Palm Beach County
ERC	Electronic Review Comments	PBCHD	Palm Beach County Health Department
ETDM	Efficient Transportation Decision Making	PBSC	Palm Beach State College
FAST	Fixing America's Surface Transportation	PD&E	Project Development and Environment
FAU	Florida Atlantic University	PEA	Planning Emphasis Areas
FDEP	Florida Department of Environmental Protection	PL	Metropolitan Planning
FDOT	Florida Department of Transportation	PM	Performance Measures
FEC	Florida East Coast	PPP	Public Participation Plan
FFY	Federal Fiscal Year	RTP	Regional Transportation Plan
FHWA	Federal Highway Administration	SEFTC	Southeast Florida Transportation Council
FTA	Federal Transit Administration	SERPM	Southeast Florida Regional Planning Model
FTP	Florida Transportation Plan	SFRPC	South Florida Regional Planning Council
SFRTA	South Florida Regional Transportation Authority	TDSP	Transportation Disadvantaged Service Plan

Acronym	Definition	Acronym	Definition
SHSP	State's Strategic Highway Safety Plan	TIP	Transportation Improvement Program
SIS	Strategic Intermodal System	TMA	Transportation Management Area
SRM	State Road Modifications	TPA	Transportation Planning Agency
STBG	Surface Transportation Block Grant (SU)	TPO	Transportation Planning Organization
TA	Transportation Alternatives	TRIP	Transportation Regional Incentive Program
TAC	Technical Advisory Committee	TSP	Transit Signal Priority
TCRPC	Treasure Coast Regional Planning Council	UPWP	Unified Planning Work Program
TD	Transportation Disadvantaged	UZA	Urbanized Area
TDP	Transit Development Plan	VZAC	Vision Zero Advisory Committee

DRAFT

DRAFT

APPENDIX B

Resolution Adopting the
FYs 2023 and 2024 UPWP

DRAFT

APPENDIX C
Budget Summary

Summary Budget

Funding Source Contract Fiscal Year Total Budget	FHWA G1		FFY 21 FTA 5305(d) G2		CTD G3		Local	
	2023	2024	2023	2024	2023	2024	2023	2024
	\$ 4,552,022	\$ 4,750,796	\$ 390,000	\$ -	\$ 49,871	\$ 49,871	\$ 143,943	\$ 146,428
Task 1 Engage the Public								
Personnel (salary and benefits)	\$ 257,621	\$ 342,570	\$ 53,806	\$ -	\$ -	\$ -	\$ -	\$ -
Consultant	\$ 156,500	\$ 81,666	\$ -	\$ -	\$ -	\$ -	\$ -	\$ -
Sub Total	\$ 414,121	\$ 424,236	\$ 53,806	\$ -	\$ -	\$ -	\$ -	\$ -
Task 2 Plan the System Short Term								
Personnel (salary and benefits)	\$ 103,898	\$ 143,146	\$ 21,700	\$ -	\$ 49,871	\$ 49,871	\$ -	\$ -
Consultant	\$ 1,029,063	\$ 403,159	\$ -	\$ -	\$ -	\$ -	\$ -	\$ -
Sub Total	\$ 1,132,961	\$ 546,305	\$ 21,700	\$ -	\$ 49,871	\$ 49,871	\$ -	\$ -
Task 3 Plan the System Long Term								
Personnel (salary and benefits)	\$ 141,390	\$ 188,014	\$ 29,531	\$ -	\$ -	\$ -	\$ -	\$ -
Consultant	\$ 200,000	\$ 550,000	\$ -	\$ -	\$ -	\$ -	\$ -	\$ -
Sub Total	\$ 341,390	\$ 738,014	\$ 29,531	\$ -	\$ -	\$ -	\$ -	\$ -
Task 4 Prioritize Funding								
Personnel (salary and benefits)	\$ 278,858	\$ 370,810	\$ 58,242	\$ -	\$ -	\$ -	\$ -	\$ -
Consultant	\$ 72,000	\$ 37,083	\$ -	\$ -	\$ -	\$ -	\$ -	\$ -
Sub Total	\$ 350,858	\$ 407,893	\$ 58,242	\$ -	\$ -	\$ -	\$ -	\$ -
Task 5 Implement Projects								
Personnel (salary and benefits)	\$ 131,110	\$ 174,342	\$ 27,383	\$ -	\$ -	\$ -	\$ -	\$ -
Sub Total	\$ 131,110	\$ 174,342	\$ 27,383	\$ -	\$ -	\$ -	\$ -	\$ -
Task 6 Collaborate with Partners								
Personnel (salary and benefits)	\$ 309,600	\$ 411,690	\$ 64,663	\$ -	\$ -	\$ -	\$ -	\$ -
Consultant	\$ 108,000	\$ 55,624	\$ -	\$ -	\$ -	\$ -	\$ -	\$ -
Sub Total	\$ 417,600	\$ 467,314	\$ 64,663	\$ -	\$ -	\$ -	\$ -	\$ -
Task 7 Administer the Agency								
Personnel (salary and benefits)	\$ 644,816	\$ 857,440	\$ 134,675	\$ -	\$ -	\$ -	\$ -	\$ -
Consultant	\$ 63,500	\$ 41,041	\$ -	\$ -	\$ -	\$ -	\$ -	\$ -
Travel	\$ 86,400	\$ 90,700	\$ -	\$ -	\$ -	\$ -	\$ -	\$ -
Direct Expenses	\$ 796,100	\$ 830,345	\$ -	\$ -	\$ -	\$ -	\$ -	\$ -
Sub Total	\$ 1,590,816	\$ 1,819,526	\$ 134,675	\$ -	\$ -	\$ -	\$ -	\$ -
Task 8 Transfers to Other Agencies								
Consultant	\$ 173,166	\$ 173,166	\$ -	\$ -	\$ -	\$ -	\$ -	\$ -
Sub Total	\$ 173,166	\$ 173,166	\$ -	\$ -	\$ -	\$ -	\$ -	\$ -
Task 9 Agency Expenditures with Local Funds								
Maximize Agency Effectiveness	\$ -	\$ -	\$ -	\$ -	\$ -	\$ -	\$ 55,000	\$ 55,000
Improve Public Engagement	\$ -	\$ -	\$ -	\$ -	\$ -	\$ -	\$ 30,000	\$ 30,000
Enhance Staff Performance	\$ -	\$ -	\$ -	\$ -	\$ -	\$ -	\$ 15,000	\$ 15,000
Balance to TPA Reserve	\$ -	\$ -	\$ -	\$ -	\$ -	\$ -	\$ 43,943	\$ 46,428
Sub Total	\$ -	\$ -	\$ -	\$ -	\$ -	\$ -	\$ 143,943	\$ 146,428
TOTAL PROGRAMMED	\$ 4,552,022	\$ 4,750,796	\$ 390,000	\$ -	\$ 49,871	\$ 49,871	\$ 143,943	\$ 146,428

Funding Source

Fiscal Year 2023

Contract	Funding Source	Source Level	2023	FY 2023 Funding Source			
				Soft Match	Federal	State	Local
G3	CTD	State	\$ 49,871	\$ -	\$ -	\$ 49,871	\$ -
		CTD G3 TOTAL	\$ 49,871	\$ -	\$ -	\$ 49,871	\$ -
G2	FFY 21 FTA 5305(d)	Federal	\$ 390,000	\$ 97,500	\$ 390,000	\$ -	\$ -
		FFY 21 FTA 5305(d) G2 TOTAL	\$ 390,000	\$ 97,500	\$ 390,000	\$ -	\$ -
G1	FHWA	PL	\$ 2,819,022	\$ 621,747	\$ 2,819,022	\$ -	\$ -
		SU	\$ 1,733,000	\$ 382,220	\$ 1,733,000	\$ -	\$ -
		FHWA G1 TOTAL	\$ 4,552,022	\$ 1,003,967	\$ 4,552,022	\$ -	\$ -
	Local	Local	\$ 143,943	\$ -	\$ -	\$ -	\$ 143,943
		Local TOTAL	\$ 143,943	\$ -	\$ -	\$ -	\$ 143,943
TOTAL			\$ 5,135,836	\$ 1,101,467	\$ 4,942,022	\$ 49,871	\$ 143,943

Fiscal Year 2024

Contract	Funding Source	Source Level	2024	FY 2024 Funding Source			
				Soft Match	Federal	State	Local
G3	CTD	State	\$ 49,871	\$ -	\$ -	\$ 49,871	\$ -
		CTD G3 TOTAL	\$ 49,871	\$ -	\$ -	\$ 49,871	\$ -
G2	FFY 21 FTA 5305(d)	Federal	\$ -	\$ -	\$ -	\$ -	\$ -
		FFY 21 FTA 5305(d) G2 TOTAL	\$ -	\$ -	\$ -	\$ -	\$ -
G1	FHWA	PL	\$ 2,930,796	\$ 646,399	\$ 2,930,796	\$ -	\$ -
		SU	\$ 1,820,000	\$ 401,409	\$ 1,820,000	\$ -	\$ -
		FHWA G1 TOTAL	\$ 4,750,796	\$ 1,047,808	\$ 4,750,796	\$ -	\$ -
	Local	Local	\$ 146,428	\$ -	\$ -	\$ -	\$ 146,428
		Local TOTAL	\$ 146,428	\$ -	\$ -	\$ -	\$ 146,428
TOTAL			\$ 4,947,095	\$ 1,047,808	\$ 4,750,796	\$ 49,871	\$ 146,428

5-Year Plan

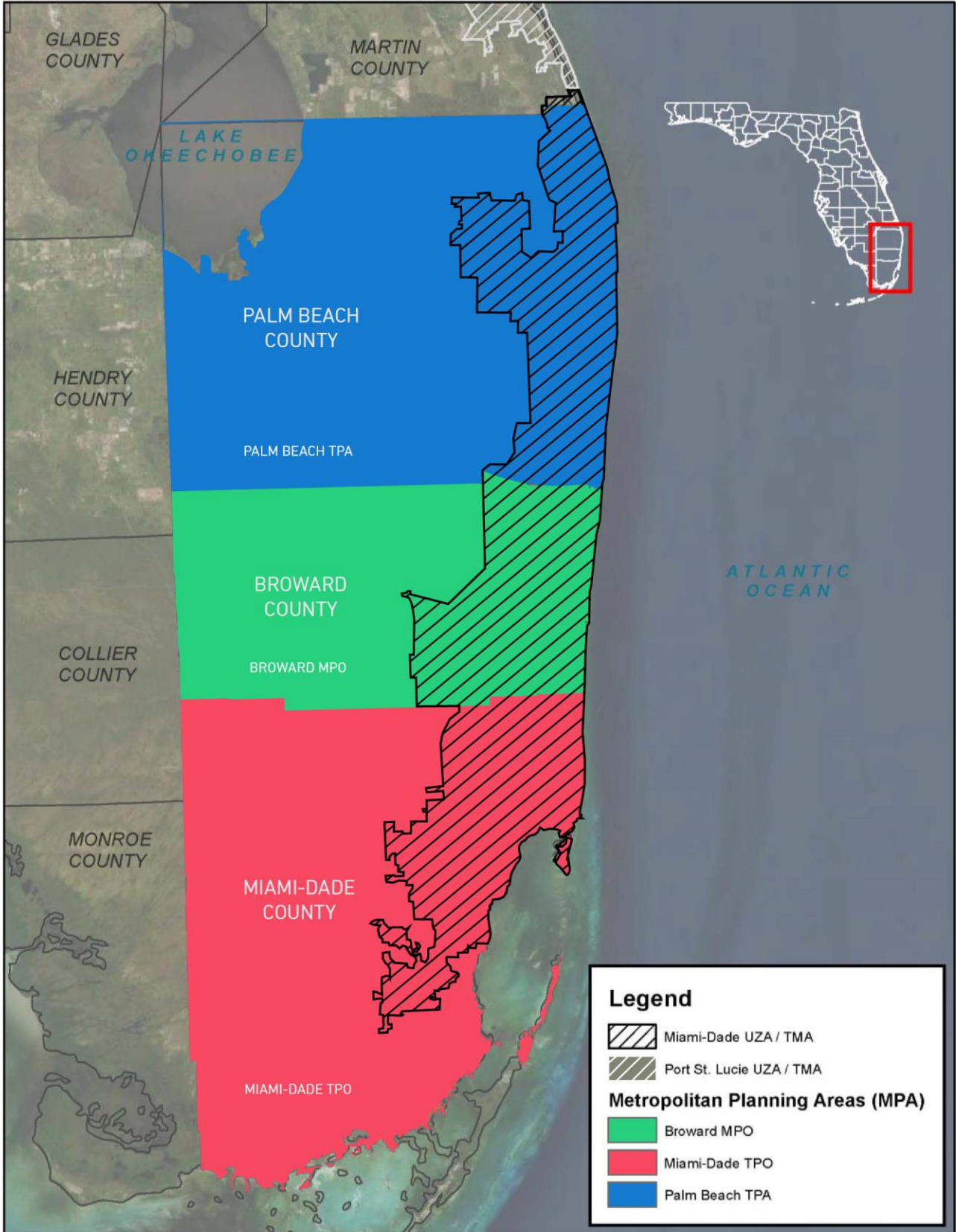
GRANT FUNDED ACTIVITIES					
Revenue Source	FY23	FY 24	FY 25	FY 26	FY 27
Consolidated Planning Grant (CPG) (FHWA) PL Funds	\$2,046,159	\$2,157,933	\$2,157,933	\$2,157,933	\$2,157,933
Consolidated Planning Grant (CPG) (FTA) 5305d Funds	\$772,863	\$772,863	\$772,863	\$772,863	\$772,863
Consolidated Planning Grant (CPG) (FHWA) SU Funds	\$1,733,000	\$1,820,000	\$1,911,000	\$2,007,000	\$2,107,000
FFY 21 Carry Forward (FTA) 5305d Funds	\$390,000				
FL Commission for Transportation Disadvantaged (CTD)	\$49,871	\$49,871	\$49,871	\$49,871	\$49,871
TOTAL FUNDING	\$4,991,893	\$4,800,667	\$4,891,667	\$4,987,667	\$5,087,667
Expenditures					
Personnel & Benefits (16FT and 1 Intern)	\$2,307,164	\$2,537,883	\$2,664,777	\$2,798,016	\$2,937,917
Travel/Training	\$86,400	\$90,700	\$95,200	\$100,000	\$105,000
Consultant Services and Transfers to Other Agencies	\$1,802,229	\$1,341,739	\$1,265,627	\$1,186,333	\$1,102,576
Direct Expenses	\$796,100	\$830,345	\$866,063	\$903,318	\$942,175
TOTAL GRANT EXPENDITURES	\$4,991,893	\$4,800,667	\$4,891,667	\$4,987,667	\$5,087,667
LOCALLY FUNDED ACTIVITIES					
Revenue Source	FY21	FY 22	FY 23	FY 24	FY 25
TPA Member Dues	\$143,943	\$146,428	\$149,356	\$152,343	\$155,390
Expenditures					
Maximize Agency Effectiveness	\$60,000	\$60,000	\$60,000	\$60,000	\$60,000
Improve Public Engagement	\$25,000	\$25,000	\$25,000	\$25,000	\$25,000
Enhance Staff Performance	\$15,000	\$15,000	\$15,000	\$15,000	\$15,000
Balance to TPA Reserve Fund	\$43,943	\$46,428	\$49,356	\$52,343	\$55,390
TOTAL LOCAL EXPENDITURES	\$143,943	\$146,428	\$149,356	\$152,343	\$155,390
TPA FUNDING BALANCE					
Grant and Local Revenues	\$ 5,135,836	\$ 4,947,095	\$ 5,041,023	\$ 5,140,010	\$ 5,243,057
Grant and Local Expenditures	\$ 5,135,836	\$ 4,947,095	\$ 5,041,023	\$ 5,140,010	\$ 5,243,057
TPA Total Revenues less Expenditures					
TPA Reserve Fund Beginning Balance*	\$ 351,268	\$ 395,211	\$ 441,639	\$ 490,995	\$ 543,338
TPA NET RESERVE FUND BALANCE	\$ 395,211	\$ 441,639	\$ 490,995	\$ 543,338	\$ 598,729

* Based upon estimated accrued Reserve Fund balance as of 7/01/2022

DRAFT

APPENDIX D

Map of Miami Urbanized Area



Service Layer Credits: Source: Esri, DigitalGlobe, GeoEye, Earthstar Geographics, CNES/Airbus DS, USDA, USGS, AeroGRID, IGN, and the GIS User Community



DRAFT

APPENDIX E

FDOT D4 Planning Activities FY 22-23 to FY 23-24

The following list of Planning Activities is provided:

1. Strategic Intermodal System (SIS) Planning
2. Interchange Reviews
3. State Highway System Corridor Studies
4. Systems Planning and Reviews
5. Freight Planning and Reviews
6. Travel Demand Model Development
7. Federal Functional Classification (including Urban Boundary Updates)
8. Traffic Characteristic Inventory Program
9. Statistics
10. GIS Application Development and System Maintenance
11. Promoting and Coordinating Safety for all Modes of Transportation, including Bicycle and Pedestrian
12. Transportation Alternatives Program Development
13. Complete Streets Studies
14. Modal Development and Technical Support
15. Commuter Services
16. ETDM/Community Impact Assessment
17. Growth Management Impact Reviews

FDOT District Four will undertake Planning Activities consistent with the following goals (in no particular order):

- The Seven goals of the Florida Transportation Plan (FTP), which include:
 - Safety & Security
 - Infrastructure
 - Mobility
 - Choices
 - Economy
 - Community
 - Environment

- The **2021 Florida Planning Emphasis Areas** (published by USDOT in the December 30, 2021 Letter) which include:
 - Tackling the Climate Crisis – Transition to a Clean Energy, Resilient Future
 - Equity and Justice⁴⁰ in Transportation Planning

- Complete Streets
 - Public Involvement
 - Strategic Highway Network (STRAHNET)/U.S. Department of Defense (DOD) Coordination
 - Federal Land Management Agency (FLMA) Coordination
 - Planning and Environment Linkages (PEL)
 - Data in Transportation Planning
- The FDOT Secretary's list of the "vital few" agency emphasis areas, which include:
 - Improve Safety
 - Enhance Mobility
 - Inspire Innovation

DRAFT

DRAFT

APPENDIX F
UPWP Statements, Assurances and Policies

DRAFT

APPENDIX G
Comments and Responses



PALM BEACH Transportation Planning Agency



PalmBeachTPA.org/UPWP



Federal Highway Administration
 Florida Division Office
 3500 Financial Plaza, Suite 400
 Tallahassee, Florida 32312
 (850) 553-2201
www.fhwa.dot.gov/fldiv

2.A.2

Federal Transit Administration
 Region 4 Office
 230 Peachtree St, NW, Suite 1400
 Atlanta, Georgia 30303
 (404) 865-5600

Planning Comments

Document Name: Draft UPWP 22-24

MPO: Palm Beach

Date of Document:

Date Received:
3/22/2022

Date Reviewed:
4/19; 4/20; 4/25

District:
4

Reviewed by Stacie Blizzard and Robert Sachnin

COMMENTS:

Page #	Comment Type	Comment Description
	Critical/Enh/Edit	
General		If planning activities are proposed for funding under the FTA Section 5307 program or any other FTA program, please ensure they are listed and programmed in the UPWP (even if being undertaken by the transit agency and not the TPO).
General	Critical	If FTA funding is being carried over from the prior-year UPWP, carryover amounts, and activities should be listed in the document. Please identify any incomplete work elements or activities financed with Federal planning assistance awarded in previous fiscal years as carryover activities. This needs to include the grant/contract number for each as well.
General		If any programmed 5305(d) funds are estimates, coordination with the State DOT may be required for UPWP modification or amendment after review of FTA apportionments.
General		The metropolitan transportation planning process should provide for the establishment and use of a performance-based approach, with related activities noted in the UPWP accordingly. For transit, this includes Transit Asset Management (TAM) and Public Transportation Agency Safety Plans (PTASP), which require integration into the TIP and LRTP to the maximum extent practicable – including target setting/revisiting, progress towards achieving targets, data sharing and coordination with State DOT's and transit providers.
General	Critical	Please review all task pages and ensure that end products have a month/year associated with the items listed rather than just a year, annually or as required. Please review the Activities to be Performed and the

		Deliverables in each task. In many of the tasks these activities and deliverables are described in such broad terms that eligibility of the activity and deliverable cannot be determined at this time.
General	Critical	In several task budget tables some funds are labelled “CPG FTA 5305d” in the funding source column. Please clarify what these FTA funds are – are they the 5305d funds that are being combined with the PL funds under the CPG program? Or are these the continuing FTA grants that are under contract and still need to be expended? If the previous, then you would include this amount in with the PL funds line amount not separately. If the later, than please remove the term CPG out of the label These funds were not transferred to FHWA. What are the funds in the row titled “FTA prior” and what are they for?
General	Critical	Tasks that involve consultant participation should provide enough detail (such as project scope, work to be accomplished for each project, anticipated completion dates and project costs) about what the consultant responsibilities are concerning the activities to be undertaken using federal-aid funds. If that is not possible at this time, prior to the MPO’s use of PL or SU funds for these types of planning projects or activities, the District should forward a copy of the scope of services, the anticipated cost and completion date to FHWA for review. It will continue to be the responsibility of the District and MPO to ensure that all activities undertaken as part of these tasks are eligible and are allowable costs.
General	Critical	Please note that any equipment purchases equal to or greater than \$5,000 must have prior review and approval from FHWA unless the UPWP contains sufficient detailed information for this review. Currently as drafted, this UPWP does not and will require this information to be submitted to FHWA for approval. Equipment also includes intellectual property as well as any software purchases.
Cover	Critical	The new Federal Aid Project number will be 0097-060
Pg. 4	Critical	Integration of Planning Emphasis Areas is recommended, where possible and as applicable to the TPO. The introduction on Page 4 includes the State PEAs but not the Federal.
Pg. 16	Enhancement	More for Clarification. Did you really mean to indicate that ALL the tasks address ALL the Federal Planning Factors? If so, please explain this a little more.
Pg. 9	Critical	Please fill in the missing new execution dates for agreements in the final UPWP.
Pg. 12	Critical	The section beginning with continuing activities – are all these activities also included in the section “Activities to be Performed”

		as well?
Pg. 18	Critical	<p>Please identify and/or expand what is meant by Public Engagement and when it is going to be occurring. Will this be workshops? Meetings? Surveys?</p> <p>Will coordination efforts with other entities, agencies and companies be part of this engagement for the LRTP Update?</p>
Pg. 14	Enhancement	<p>Task 2 vs Task 7 Please clarify why the Transportation Improvement Program (TIP) work and deliverables are not included in Task 2 since this is the shorrange planning component for the TPA. Task 7 is the TPA's organizational administrative work rather than the TIP which is a deliverable product.</p> <p>In which ever task the TIP work is captured the cost for the TIP needs to be clearly identified vs the other activities.</p>
Pg. 25	Critical	What is the Strategic Plan? Please expand this information in the task.
Pg. 26	Critical	Please include work on the functional classification and the MPO boundary maps as well. These are critical products that the TPA will be working on.
Pg. 27	Critical	<p>Travel – any travel that is out of the normal pattern – such as out of state travel does require approval from the FDOT and FHWA</p> <p>What services are included under the “professional” expenditures? This is not clearly described in the activities and eligibility cannot be determined at this time.</p>
Pg. 29	Critical	Table 19. Please clarify or label what this table is presenting. Is this table presenting the Palm Beach TPA's contributions towards the shared regional activities? If so, please identify this to differentiate it from Table 20.
Pg. 30	Critical	Please include a legend for any color coding in the table 20
Pg. 31	Critical	Please clarify what the TPA reserve is – is this strictly local funds?



UNIFIED PLANNING WORK PROGRAM (UPWP) REVIEW CHECKLIST

MPO: **Palm Beach TPA**

UPWP Draft # or Date: **03/02/2022**

Review #: **1**

Date of Review: **04/04/2022, 04/08-
04/26/2022, 4/28/2022**

Reviewed By: **CS, M. Taylor**

The following UPWP Review Checklist is provided to assist in the review of the MPO's UPWP. This Review Checklist is to be completed by the MPO Liaison and included in the UPWP Appendix.

Comments should be categorized as:

Editorial: Comments may be addressed by MPO, but would not affect approval of the document, i.e., grammatical, spelling, and other related errors.

Enhancement: Comments may be addressed by MPO, but would not affect approval of the document, i.e., improve the quality of the document and the understanding for the public (improving graphics, re-packaging of the document, use of plain language, reformatting for clarity, removing redundant language).

Critical: Comment MUST be addressed to meet minimum state and federal requirements to obtain approval. The reviewer must clearly identify the applicable state or federal policies, regulations, guidance, procedures, or statutes that the document does not conform with.

A space for comments for each section is provided at the bottom of each section.

UPWP Cover & Title Page

Does the cover or title page include the following information?

- MPO name, address, website? **Yes If yes, page number: COVER PAGE**
- CFDA number (FHWA – PL & SU: 20.205, FTA 5305: 20.505)? **Yes If yes, page number: COVER PAGE**
- Identification of agencies providing funds for the UPWP? **Yes If yes, page number: COVER PAGE**
- Financial Project Number (FPN) for each contract shown in UPWP? **Yes If yes, page number: 3**
- Federal Award Identification Number (FAIN) for FHWA contracts (or the Federal Aid Project Number [FAP])? **No If yes, page number: N/A**
- Correct State Fiscal Years? **Yes If yes, page number: COVER PAGE and pg. i**
- Statement of nondiscrimination? **Yes If yes, page number: i**
- DRAFT UPWP: Space for adoption date and revision dates? **Yes If yes, page number: COVER PAGE**
- FINAL UPWP: Adoption date and space for revision dates? **Yes If yes, page number: COVER PAGE and pg. i**

Critical

FAIN/FAP No. should read "0097-060-M"

Required Content

Does the UPWP have the following information?

Unified Planning Work Program (UPWP)

Review Checklist

- Introduction? **Yes** If yes, page number: **1-7**
- Organization and Management? **Yes** If yes, page number: **8-10**
- UPWP Planning Task Pages? **Yes** If yes, page number: **12-32**
- Funding Source Budget Table and Summary Budget Table? **Yes** If yes, page number: **Appendix C**
- Definition of acronyms used in UPWP? **Yes** If yes, page number: **34-35**
- District Planning Activities? **No** If yes, page number: **Appendix E (The draft UPWP has a placeholder but no content, therefore answered “no” at this time.**
- Indirect Rate Approval (if required)? **Not Applicable** If yes, page number: **N/A**
 - Cost Allocation Plan and Certificate of Indirect Cost in an appendix? **Not Applicable** If yes, page number: **N/A**
- In TMAs, the MPO must identify and include cost estimates for transportation planning, research and technology transfer activities funded with other federal or state and/or local funds being conducted within the MPO area (this includes planning and feasibility studies by other entities) (23 CFR 420.111(e)). **Yes** If yes, page number: **10,16**
- DRAFT UPWP:
 - A place for the signed Resolution adopting the final UPWP? **Yes** If yes, page number: **Appendix B**
 - A place for the draft Resolution to adopt Travel Policy if not using FDOT policy (if required)? **Yes** If yes, page number: **Appendix F**
 - A place for the Cost Analysis Certification Statement? **Yes** If yes, page number: **ii**
 - A place for the FHWA Certifications and Assurances? **Yes** If yes, page number: **Appendix F**
- FINAL UPWP:
 - The signed Resolution adopting the UPWP? **Not Applicable** If yes, page number: **N/A**
 - The signed Resolution adopting the Travel Policy if not using FDOT policy (if required)? **Not Applicable** If yes, page number: **N/A**
 - The signed Cost Analysis Certification Statement? **Not Applicable** If yes, page number: **N/A**
 - The signed FHWA Certifications and Assurances? **Not Applicable** If yes, page number: **N/A**
 - UPWP Comments? **Not Applicable** If yes, page number: **N/A**
- Appendix to include items previously mentioned: Travel Policy (if required), Cost Allocation Plan and Certificate of Indirect Cost (if required), and UPWP Comments? **Yes** If yes, page number: **G**

- *Note that page numbering in footer ends after page 35.*
- *Note that appendix numbering in Table of Contents does not match some appendices, and some references in the document to Appendices do not match (e.g., bottom of page 9 reference to Appendix C).*
- *In Table 20, 4th column (page 30), what are “State DS Funds”? Suggest including reference.*
- *With regards to FHWA Certifications and Assurances, text in the UPWP references Appendix C, while Table of Contents and actual appendix pages is Appendix F.*

Editorial

Introduction

Does the introduction include the following elements?

- Definition and purpose of the UPWP? **Yes** If yes, page number: **1**

Unified Planning Work Program (UPWP)

Review Checklist

- Overview of MPO's comprehensive transportation planning activities? **Yes** If yes, page number: **2-3**
- Discussion of planning priorities, both MPO and local? **Yes** If yes, page number: **4-6**
- Statement of CPG participation: "The FDOT and the (insert organization name) participate in the Consolidated Planning Grant (CPG). The CPG enables FDOT, in cooperation with the MPO, FHWA, and FTA, to annually consolidate Florida's FHWA PL and FTA 5305(d) metropolitan planning fund allocations into a single grant that is administered by the FHWA Florida Division. These funds are annually apportioned to FDOT as the direct recipient and allocated to the MPO by FDOT utilizing formulas approved by the MPO, FDOT, FHWA and FTA in accordance with 23 CFR 420.109 and 49, U.S.C. Chapter 53. The FDOT is fulfilling the CPG's required 18.07% non-federal share (match) using Transportation Development Credits as permitted by 23 CFR 120(i) and FTA C 8100.1D". **Yes** If yes, page number: **1**
- Definition of soft match: Section 120 of Title 23, U.S.C., permits a State to use certain toll revenue expenditures as a credit toward the non-Federal matching share of all programs authorized by Title 23, (with the exception of Emergency Relief Programs) and for transit programs authorized by Chapter 53 of Title 49, U.S.C. This is in essence a "soft-match" provision that allows the Federal share to be increased up to 100% to the extent credits are available. The "soft match" amount being utilized to match the FHWA funding in the UPWP is 18.07% of FHWA program funds for a total of \$_____ ? **Yes** If yes, page number: **1**
- Description of public involvement process used in development of MPO's UPWP? **Yes** **No** Page number: **6-7**
- Description of how the MPO's addresses the [Federal Planning Factors](#)-(23 CFR 450.306(b)) – can be demonstrated using a matrix? **Yes** If yes, page number: **6**
- Description of how the MPO's UPWP addresses the [Florida Planning Emphasis Areas 2021](#) and the [2021 Federal Planning Emphasis Areas](#)? **No** If yes, page number: **4-5**
- If MPO is not in attainment, description of transportation related air quality planning activities regardless of funding sources or agencies conducting activities? **Not Applicable** If yes, page number: **N/A**

Critical

- *With regards to Statement of CPG participation – FTA C 8100.1D, note that this statement is in the UPWP, but is not a direct match to this and is stated in a different order.*
 - *UPWP does not address Federal Planning Emphasis Areas.*
-

MPO Organization and Management

At a minimum, does the UPWP include information on the following items?

- Identification of participants and description of role in the UPWP planning process? **Yes** If yes, page number: **7**
- Discussion of agreements, including date executed
 - Metropolitan Planning Agreement (FHWA funds)? **Yes** If yes, page number: **9**
 - Public Transportation Grant Agreements (prior year FTA funds)? **Yes** If yes, page number: **9**
 - Interlocal Agreement for the Creation (or Redesignation) of the Metropolitan Planning Organization? **Yes** If yes, page number: **9**
 - Intergovernmental Coordination and Review and Public Transportation Coordination Joint Participation Agreement (ICAR)? **Yes** If yes, page number: **9**

Unified Planning Work Program (UPWP)

Review Checklist

- Memorandum of Understanding between MPOs and/or FDOT if transferring funds to accomplish Regional Activities?

Yes If yes, page number: 9

- Discussion and identification of operational procedures and bylaws including date executed?
 - Continuity of Operations (COOP): No If yes, page number: N/A
 - MPO Bylaws: No If yes, page number: N/A
- Does the MPO include the following SIGNED Certifications and Assurances section?
 - Disadvantaged Business Enterprise Utilization? No If yes, page number: N/A
 - Debarment and Suspension Certification? No If yes, page number: N/A
 - Lobbying Certification for Grants, Loans and Cooperative Agreements? No If yes, page number: N/A
 - Title VI/Nondiscrimination Assurances? No If yes, page number: N/A
 - Appendices A and E? No If yes, page number: N/A
- Discussion of Indirect Rate Plan, and in an appendix include signed Cost Allocation Plan and Certificate of Indirect Cost, if applicable? Not Applicable If yes, page number: N/A
 - *With regards to "Discussion of agreements", note that it does not include date (reference is to 2022 agreement).*
 - *COOP is not discussed in this section. COOP is briefly mentioned as an activity in Task 7 (Table 16 on page 25)*
 - *The draft UPWP includes an Appendix page as a holder for certifications and assurances but does not include the actual signed statements at the time of draft submission. Forms received via email from V. Neilson on 4/15/22.*

Editorial

Work Elements/Tasks Sheets

At a minimum, does the UPWP have the following distinct tasks or subtasks?

- MPO Administration? Yes If yes, page number: 25
- Transportation Improvement Program (TIP)? Yes If yes, page number: 14
- Long Range Transportation Plan (LRTP)? Yes If yes, page number: 17
- MPO Regional Activities Task (if required)? Yes If yes, page number: 28
 - *Deliverable(s) Completion Dates for Tasks need to be more defined, e.g. Task 2. A – Quiet Zones; is this going to be a report/presentation?*
 - *Completion Dates for Tasks need to be more defined e.g. Task 2.A – what is the Brightline Phase II Completion? Is that a specific date/ month?*
 - *For Completion dates that say "Quarterly/Annually", are they specific months (i.e. "Annually - February" or "last month of the quarter")?*
 - *For Completion dates that say "Ongoing", e.g. Task 7.P. Software, is this*
 - *Review some of the "As Needed" completion dates. Some activities may need (or expected) to be done in a more defined manner, e.g. Task 5.C.*
 - *Task 7.F. add "Prepare for and..." before "Participate in joint FDOT/JPA..."*
 - *Task 7.K. "Obtain legal services...", Is the agency acquiring new legal services/consultant? Or is the word "obtain" referring to future tasks of the existing attorneys?*

Critical

Unified Planning Work Program (UPWP)

Review Checklist

- Task 7.P. Define the software, is this a purchase? Clarify the "Ongoing" completion date for the software. May need to provide information on the software as an appendix for review and preapproval.

Enhancement	<ul style="list-style-type: none">• Suggest having the Strategic Plan added as an appendix in UPWP for clarification.
-------------	---

Do each of the Work Element/Task Summary Pages include the following?

- Is each Task Sheet named and numbered? [Yes](#)
- Does each Task Sheet include Purpose, Previous Work, Required Activities? [Yes](#)
- Do the required activities list who will be completing the work? [Yes](#)
- Does each Task Sheet indicate who is the responsible agency or agencies? [Yes](#)
- Does each Task Sheet include end products/deliverables with scope and estimated completion date? [Yes](#)
- Does supporting narrative for each task provide sufficient detail to determine eligibility, necessity, and reasonableness of the purchase? [Yes](#)
- If memberships are listed as an expense, does it state that the memberships are for organizational memberships, not individual memberships? [Yes](#) If yes, page number: [31, Table 21](#)

[Choose a category](#)

[Click here to enter comments](#)

Work Elements/Tasks Sheets Budget Tables

Did the MPO use the UPWP Budget Table template provided by Central Office for task budget tables? [No](#)

Did the MPO prepare Task Summary Budget tables for year 1 and year 2 (either individually or combined)? [Yes](#) page number: [13, 16, 18, 20, 22, 24, 27, 29-30, 32, Appendix C.](#)

Does MPO **Administration Task** have subcategory for:

- Personnel Services? [Yes](#) If yes, page number: [32](#)
- Equipment? Equipment costing more than \$5,000 per item should be listed separately. [Yes](#) If yes, page number: [32](#)
- Travel? [Yes](#) If yes, page number: [32](#)
- Supplies? Supplies costing more than \$1,000 per item should be listed separately. [Yes](#) If yes, page number: [32](#)
- Direct Expenses? [No](#) If yes, page number: [N/A](#)
- Indirect Expenses (only required if MPO has an approved indirect rate)? [No](#) If yes, page number: [N/A](#)
- Are Atypical expenses (see [Guide for UPWP Development](#)) clearly described? [Yes](#) If yes, page number: [32](#)
- Is Annual Audit expense included, if required? [Yes](#) If yes, page number: [31-32](#)

Do each of the other Work Element/Task Summary **Estimated Budget Tables** include the following?

- Personnel Services? [Yes](#)

Unified Planning Work Program (UPWP)

Review Checklist

- Consultant Services (if using consultant on task)? [Yes](#)
- Travel (if needed)? [No](#)
- Direct Expenses (if needed)? [No](#)
- Indirect Expenses (only required if MPO has an approved indirect rate)? [No](#)
- Supplies (if needed)? [No](#)
- Equipment (if needed)? [No](#)

Critical

- *In relation to Travel, clarify what is included in travel. Is there non-regular travel that requires FDOT approval? How many Board members travel? If 5 members (as an example), is it necessary for that many to attend an event?*
 - *A comparison was done on the 5305d outstanding balances on existing PTGAs with the UPWP planned budgets and noted the discrepancies below. The understanding was that all 5305d Allocated Funds would be represented on the UPWPs. There was a significant discrepancy in the TPA's amounts and we are requesting clarification as to why the total allocated 5305d funds are not shown in the UPWP. Open Contract #s **G1V42** and **G2373** - Allocated Funding: \$724,894.00 vs. Draft UPWP: \$390,000.00.*
-

MPO Regional Activities Task (required if MPO is transferring funds between MPOs and/or FDOT to complete regional planning activities)

Does the MPO have distinct tables to reflect MPO funding and overall regional task funding? In the UPWP Budget Table template provided by Central Office, these tables are called MPO Regional Activities and All Regional Accounting. [Yes page number: 33-35](#)

Do the Regional Work Element/Task Budget Table(s):

- Show ALL agencies (e.g., other MPOs, FDOT) that are included in the regional activities? [Yes If yes, page number: 33, 35](#)
- Show amounts to be transferred by the MPO to other agencies (if applicable)? [Yes If yes, page number: 33, 35](#)
- Show amounts to be received by the MPO from other agencies (if applicable)? [Yes If yes, page number: 33, 35](#)
- Show activities the funds are being used for? [Yes If yes, page number: 33, 35](#)
- Do all participating MPOs use identical:
 - Descriptions of the activities to be completed [Yes If yes, page number: 33-35](#)
 - Task name, activity description(s) and budgeted funds [Yes If yes, page number: 33-35](#)

Critical

- *Coordinate with partner planning agency/organization to ensure language is consistent in each UPWP.*
 - *SERPM 9 Development, for the D4 contribution of \$250,000, add the following footnote, "Funds provided in FY 22, therefore, not a new encumbrance."*
 - *All adopted Memoranda of Understanding (MOU) should be included in UPWP.*
-

Funding Source Budget Table

Did the MPO use the UPWP Budget Table template provided by Central Office for Funding Source Budget Table?

[Select response](#)

Unified Planning Work Program (UPWP) Review Checklist

Total FY 2023 contract amounts:

- DRAFT UPWP:
 - PL funds, which include FDOT FY 23 FTA 5305(d) and FY 23 PL funds (refer to Chris Bratton's PL Spreadsheet **total should not include estimated amount to be de-ob'd from FY 2021-22**)? [Yes](#) If yes, page number: [43-44](#)
 - STBG or other federal funds (FY 2023 amount shown in FDOT Tentative Work Program)? [Yes](#)
 - Prior year active FTA contracts (PTGAs) with estimated amount? (contracts will be trued up in the fall once we have remaining balances at end of fiscal year.) [Yes](#)
- FINAL UPWP:
 - PL funds, which include FDOT FY 23 FTA 5305(d) and FY 23 PL funds (refer to Chris Bratton's UPDATED PL Spreadsheet which will include the MPO Board approved de-ob'd amount)? [N/A](#)
 - STBG funds or other federal funds (FY 2023 amount shown in FDOT Tentative Work Program) + MPO Board approved de-ob'd funds (if applicable) [N/A](#)
 - Prior year active FTA contracts (PTGAs) with estimated amount? (contracts will be true-d up in fall once we have remaining balances at end of fiscal year.) [N/A](#)
- Does Funding Source Budget Table include soft match amounts? [Yes](#)
 - *Please ensure that all numbers (including rounding are summarized accurately and are consistent with the Budget Detail Tables.*
 - *In the Fundings Source Budget Table, show contract numbers for previous FTA 5305(d) funds.*
 - *For the TIP and LRTP, how much is budgeted for preparing/administering each?*
 - *Task 7 Budget Table – How much is the legal cost? Separate item for Legal to clarify amount covering Legal cost.*

Critical

Total FY 2024 contract amounts:

- DRAFT UPWP:
 - PL funds, which include FDOT FY 24 FTA 5305(d) and FY 24 PL funds (refer to Chris Bratton's PL Spreadsheet)? [Yes](#) If yes, page number: [xx](#)
 - STBG or other federal funds (FY 2024 amount shown in FDOT Tentative Work Program)? [Yes](#)
- FINAL UPWP:
 - PL funds, which include FDOT FY 24 FTA 5305(d) and FY 23 PL funds (refer to Chris Bratton's UPDATED PL Spreadsheet)? [N/A](#)
 - STBG funds or other federal funds (FY 2023 amount shown in FDOT Tentative Work Program) + MPO Board approved de-ob'd funds (if applicable) [N/A](#)
- Does Funding Source Budget Table include soft match amounts? [Yes](#)

[Choose a category](#) [Click here to enter comments](#)

Since the UPWP is the "Scope of Service" for the MPO Agreement, it is important to confirm that the total of Year 1 and Year 2 amounts in the UPWP also match what is shown on the MPO Agreement.

Unified Planning Work Program (UPWP)

Review Checklist

- Does FINAL UPWP PL amounts shown in FY 2023 plus FY 2024 match what is shown on new MPO Agreement? [Select response](#)
- Does Other FHWA funding (i.e., SU, CMAQ, etc.) amounts shown in FY 2023 and FY 2024 match what is shown on new MPO Agreement? [Select response](#)

[Choose a category](#)

[Click here to enter comments](#)

Summary Budget Table

Did the MPO use the UPWP Budget Table template provided by Central Office for the Summary Budget Table?

[No](#)

Do the **total FY 2023 contract amounts** match what is shown on Funding Source Budget Table? [Yes](#)

Do the **total FY 2024 contract amounts** match what is shown on Funding Source Budget Table? [Yes](#)

[Critical](#)

- *In the Fundings Source Budget Table, show contract numbers for previous FTA 5305(d) funds.*
-

General UPWP Comments

[Critical](#)

[See FHWA/FTA comments on additional attachment.](#)

[Choose a category](#)

[Click here to enter comments](#)

[Choose a category](#)

[Click here to enter comments](#)

[Choose a category](#)

[Click here to enter comments](#)



3.A
PALM BEACH
Transportation
Planning Agency

TRANSPORTATION IMPROVEMENT PROGRAM

FY 2023-2027

First Draft - May 2022
Scheduled for Adoption June 16, 2022

EXECUTIVE SUMMARY

PalmBeachTPA.org/TIP



PALM BEACH **Transportation** **Planning Agency**

TRANSPORTATION IMPROVEMENT PROGRAM

FY 2023-2027

This Transportation Improvement Program was developed consistent with federal and state requirements. State and federally funded projects were approved by the Palm Beach TPA on June 16, 2022.

TPA Chair Robert Weinroth, Palm Beach County - District 4

The preparation of this report was financed in part through grants from the Federal Highway Administration and Federal Transit Administration, U.S. Department of Transportation; the Florida Department of Transportation; and participating local governments. The contents of this report do not necessarily reflect the official views or policy of the U. S. Department of Transportation.

301 Datura St, West Palm Beach, FL 33401
561.725.0800
www.PalmBeachTPA.org

**FY 2023 - 2027
TRANSPORTATION IMPROVEMENT PROGRAM
PALM BEACH TPA**

Executive Summary	4
Projects Sections in the TIP	8
Federal Performance Measures	8
Summary of Projects	10
Funding Summary	21
Project Details	
Understanding the Project Details	25
SIS Capacity	27
State Road Modifications	41
Local Initiatives Program	52
Transportation Alternatives Program	62
Other FDOT & Local Projects	68
Major Maintenance	102
O&M - Roadways	133
O&M - Transit	158
Airports	162
Railroads	169
Seaports	171
Appendices	
Glossary	Appendix A
TPA Priority Projects List for FY 22-26	Appendix B
Public Meetings and Comments	Appendix C
Performance Measures	Appendix D
Eastern Federal Lands Highway Division FY 21-24 TIP	Appendix E
Annual Listing of Obligated Projects for FY 20	Appendix F
Amendments	Appendix G
Fiscal Analysis	Appendix H

EXECUTIVE SUMMARY

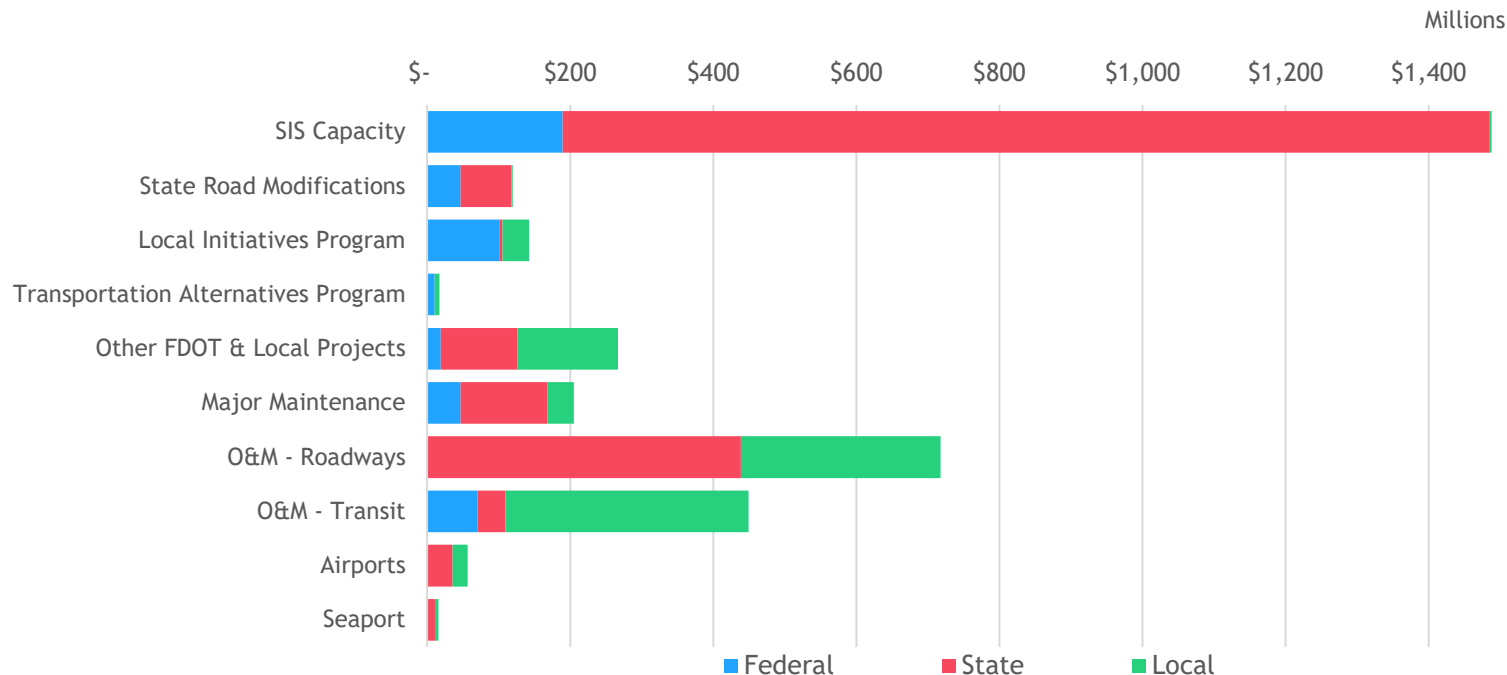
The Transportation Improvement Program (TIP) is the five-year funding program for transportation projects covering all modes of travel in Palm Beach County. The TIP is developed through a continuous, cooperative and comprehensive effort involving the Florida Department of Transportation (FDOT), the Board of County Commissioners, the Port of Palm Beach and municipalities within the County. The TIP was developed in cooperation with the public transit operators such as South Florida Regional Transportation Authority (SFRTA) and Palm Tran. Consultation is also carried out with the Miami-Dade TPO, the Broward MPO, the Martin County MPO, and the St. Lucie TPO during the TIP process. The document complies with the requirements set forth in Section 134 of Title 23, USC and 23 CFR 450.324.

The TIP identifies transportation improvements funded by federal, state and local sources. The TIP incorporates FDOT's Fiscal Year (FY) 23-27 Work Program along with local capital improvement plans and operating budgets, and generally moves forward the projects in the timeframe from previous TIPs. Please note that the identified projects may experience unforeseen changes and the TIP may be amended or modified throughout the year.

To provide continuity and ease of use, the projects in the TIP have been aggregated by section, as shown in the graph and table below.

Project Section	# of Projects	Funding	% of Total Funds
SIS Capacity	37	\$1,488,020,385	43.01%
State Road Modifications	31	\$118,469,501	3.42%
Local Initiatives Program	24	\$125,588,721	3.63%
Transportation Alternatives Program	13	\$16,756,519	0.48%
Other FDOT & Local Projects	98	\$266,598,652	7.71%
Major Maintenance	87	\$204,904,507	5.92%
O&M - Roadways	99	\$717,779,813	20.75%
O&M - Transit	9	\$449,211,748	12.98%
Airports	24	\$56,760,774	1.64%
Seaport	2	\$15,800,000	0.46%
TOTAL TIP FY 2022-2026	424	\$3,459,890,620	100%

PROJECT SECTIONS BY FUNDING SOURCE



Time Frame

This document includes a five-year implementation schedule for Fiscal Year 2023 through Fiscal Year 2027 following the federal fiscal calendar beginning October 1st and ending September 30th (i.e. Fiscal Year 2023 addresses the dates of October 1, 2022 to September 30, 2023). Projects utilizing state funds are based on a fiscal year beginning July 1st and ending June 30th.

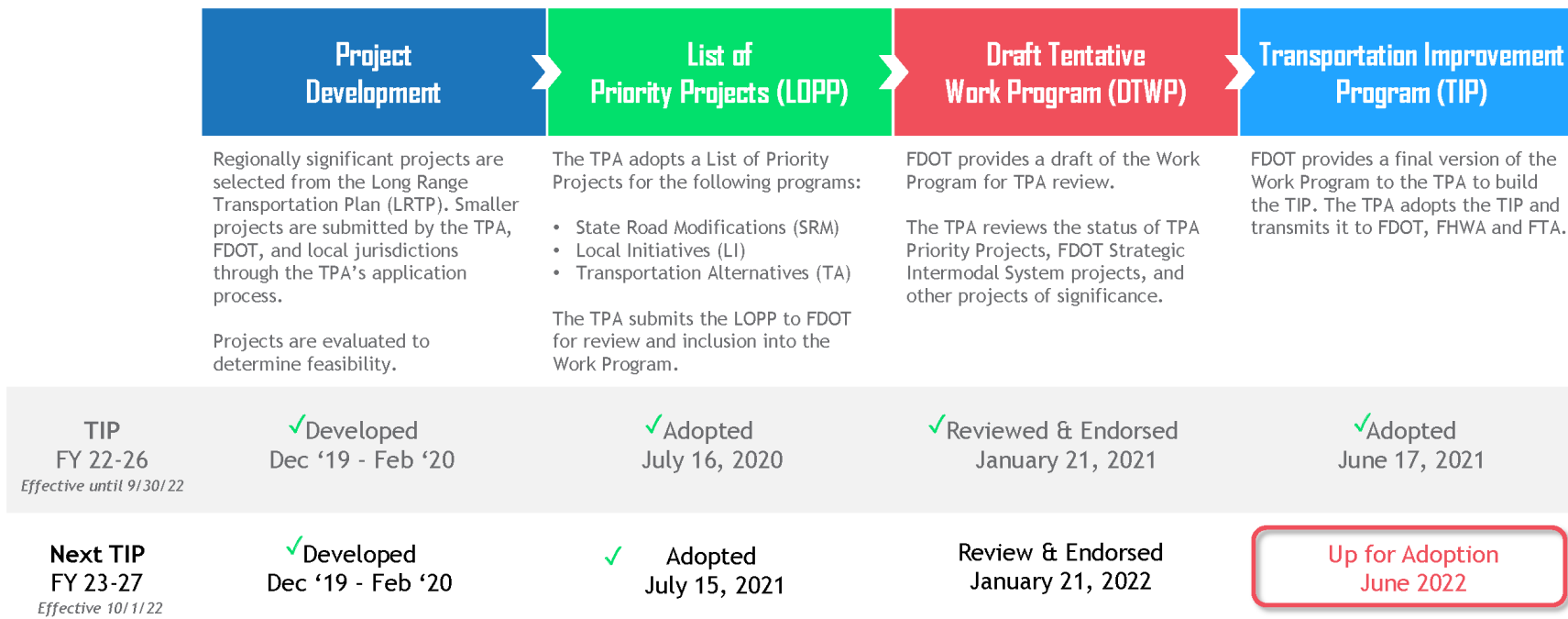
Certification Review

The Palm Beach TPA undergoes a certification review process annually with FDOT and a quadrennial review with Federal Highway Administration (FHWA) and Federal Transit Administration (FTA). The certification review process ensures the TPA is carrying out the metropolitan planning process in adherence with federal and state regulations. The last joint FHWA and FTA Certification Review was completed on October 28, 2019 and the next review is anticipated to be completed in August 2023. The last Joint State/TPA Certification Review was completed on February 26, 2021.

Prioritization of Projects

The TIP includes specific investment projects that support the TPA’s established goals in the adopted 2045 Long Range Transportation Plan (LRTP). State Road Modifications, Local Initiatives, and Transportation Alternatives are scored based on the goals of the LRTP and prioritized for inclusion in the TIP. Project selection is made in accordance with the requirements of 23 CFR 450.332.

The adopted LRTP is Cost Feasible; it prioritizes projects based on anticipated available revenue. The LRTP is referenced and seeks consistency with local comprehensive plans to the maximum extent feasible. The TPA adopted a list of Priority Projects from the LRTP in July and transmitted them to FDOT for use in preparing the tentative Work Program - these are included in Appendix B and highlighted in the summary of projects section. FDOT then developed the Draft Tentative Work Program and provided the program of projects for creation of the TIP. The TIP development process is seen in the diagram below. Major projects were screened through the State’s Efficient Transportation Decision Making (ETDM) review process. This review provides for an early examination of the projects, allowing for timely and effective decision making and early National Environmental Policy Act (NEPA) reviews and approvals.



The LRTP Report Card, below, provides the implementation status breakdown of cost feasible projects identified in the adopted 2045 LRTP. The table summarizes projects by category, number of projects, and their status: underway or complete, programmed through construction in the TIP, programmed but no construction programmed in TIP, and not yet programmed. Specific projects are not identified for Local Initiatives, Transportation Alternatives, and Air, Rail & Sea in the LRTP.

Project Category	LRTP 2045 Cost Feasible Plan	Fiscal Year 23-27 TIP			Not Programmed
		Underway/ Complete	In TIP with CST Phase	In TIP w/o CST Phase	
SIS, Turnpike	40	2	15	15	11
State Road Modifications	25+	0	12	12	18
*Local Initiatives	N/A	20	19	0	5
*Transportation Alternatives	N/A	5	15	0	N/A
County, City, Private	85	7	19	6	53
*Air, Rail, Sea	N/A	N/A	31	0	N/A

*N/A is noted because specific projects for the Local Initiatives, Transportation Alternatives, and Air, Rail and Sea categories are not indicated in the LRTP as line items.

Public Participation Process

The public participation process for the Draft FY 2023-2027 TIP is in accordance with the policies and procedures of the TPA’s Public Participation Plan. Appendix C provides detailed information on the schedule and outreach opportunities for the public to review the Draft FY 2023-2027 TIP. More information on the TPA’s public participation process can be found at palmbeachtpa.org/PPP

Congestion Management Process

Projects and system-wide effectiveness for all modes of transportation are evaluated through the Congestion Management Process (CMP). A CMP is a systematic and regionally accepted approach for managing congestion that provides accurate, up-to-date information on transportation system performance and assesses alternative strategies for congestion management that meet TPA needs. The process is integrated into the TPA’s performance measures that cover multiple modes of transportation including travel time reliability of people and trucks, transit v. car vehicle commute time, and walk, bike, transit commuter mode splits.

PROJECT SECTIONS IN THE TIP

The projects in the TIP are presented in major categories that are explained in greater detail below.

SIS Capacity - Strategic Intermodal System projects are prioritized by FDOT to support regional mobility.

State Road Modifications - The TPA Governing Board annually prioritizes highway, transit, freight and additional projects on state roadways based on the Goals, Objectives and Values in the LRTP.

Local Initiatives Program - Lower cost, non-regionally significant projects submitted to the TPA annually by local agencies and prioritized using a project scoring system based on the goals, objectives and values in the LRTP and prioritized through the TPA Governing Board.

Transportation Alternatives Program - Active transportation projects submitted to the TPA annually by local agencies and prioritized through the TPA Governing Board.

Other FDOT and Local Projects - These projects are advanced by agencies other than the TPA with outside discretionary funding sources (e.g. local gas taxes, local impact fees, county incentive grant funds, highway safety program funds, etc.).

Major Maintenance - Projects proposed by the maintaining agencies based on the condition of the transportation infrastructure. These are larger projects representing an opportunity to enhance existing facilities through scope modifications or additions.

O&M - Roadways - Operations and maintenance projects proposed by the maintaining agencies based on the condition of the transportation infrastructure and the need to operate it efficiently.

O&M - Transit - Projects proposed by the transit agencies to continue to operate existing services.

Airports, Railroads and Seaports - Projects identified by facility owner/operators consistent with their respective master plans.

FEDERAL PERFORMANCE MEASURES

Performance measures connects investment and policy decisions to achieve the goals adopted in the TPA's Long Range Transportation Plan (LRTP). The TPA's aim is to provide measures that use data-driven, quantitative criteria to set and analyze achievable targets. Using a performance-based method ensures the most efficient investment public funds by increasing accountability, transparency, and providing for better investment decisions geared towards specific outcomes. The TPA is required to adopt targets for established federal performance measures based on national goals enacted by Congress in Moving Ahead for Progress in the 21st Century (MAP-21). The TPA's adopted federal performance measures and targets are summarized in the table on the following page. Please refer to Appendix D for more information on the federal performance measures.

Federal Performance Measures and Targets

Category	Performance Measure	TPA Target
Safety	Fatalities	Zero (2022)
	Serious Injuries	Zero
	Rate of Serious Injuries per 100M vehicle miles travelled (VMT)	Zero
	Rate of Fatalities per 100M VMT	Zero
	Nonmotorized Fatalities and Serious Injuries	Zero
System Performance	Percent of reliable person-miles traveled on the Interstate	≥ 85% (2022)
	Percent of reliable person-miles traveled on the non-Interstate NHS	≥ 93%
	Truck travel time reliability ratio (TTTR) on the Interstate	≤ 1.75
Bridges	Percent of NHS bridges classified as in Good condition by deck area	≥ 50% (2022)
	Percent of NHS bridges classified as in Poor condition by deck area	≤ 5%
Pavement	Percent of Interstate pavements in Good condition	≥ 60% (2022)
	Percent of Interstate pavements in Poor condition	≤ 5%
	Percent of non-Interstate NHS pavements in Good condition	≥ 40%
	Percent of non-Interstate NHS pavements in Poor condition	≤ 5%
Transit (Palm Tran) <i>Vehicles</i>	Percent of Vehicles exceeding useful life	(2022)
	Vehicles - Articulated Bus	≤ 0%
	Vehicles - Fixed Route Bus	≤ 0%
	Vehicles - Paratransit Bus	≤ 0%
	Vehicles - Paratransit Van	≤ 0%
<i>Equipment</i>	Percent of Equipment exceeding useful life	
	Equipment - Automobiles	≤ 0%
	Equipment - Trucks	≤ 0%
<i>Facilities</i>	Percent of Facilities exceeding useful life	≤ 0%
Transit (SFRTA) <i>Equipment</i>	Support & Maintenance Vehicles older than 8yrs	≤ 22%
	Other vehicles scoring lower than 2.5 (1-5 scale)	≤ 22%
<i>Rolling Stock</i>	Locomotives, Coach cars, self-propelled cars older than 39 yrs.	≤ 25%
	Bus (Cutaway) older than 10 yrs.	≤ 25%
<i>Infrastructure Facilities</i>	Rail fixed-guideway track with performance restrictions	≤ 3.5%
	Passenger terminals scoring lower than 2.5 (1-5 scale)	≤ 22%
	Maintenance facilities scoring lower than 2.5 (1-5 scale)	≤ 22%
	Administrative offices scoring lower than 2.5 (1-5 scale)	≤ 22%
Transit Safety (Palm Tran)	Fixed Route / Paratransit	Fixed Route/Paratransit
	Fatalities	Zero/Zero (2022)
	Fatality Rate per 100k vehicle revenue miles (VRM)	Zero/Zero
	Injuries	63/34
	Injury Rate per 100k VRM	0.9/0.4
	Safety Events	43/32
	Safety Event Rate per 100k VRM	0.6/0.3
System Reliability (VRM per failure)	14,000/7,700	

SUMMARY OF PROJECTS

The following tables highlight the status of TPA Priority Projects, projects scheduled for construction in FY 2020, and new projects added by FDOT between the Adopted FY 21-25 TIP and the FY 22-26 TIP. A typical project includes a Project Development and Environment (PD&E) phase, a Design (PE) phase, a Right of Way (ROW) phase and a Construction (CST) phase. An explanation of all potential project phases included in the TIP is provided below.

Project Phases

CODE	NAME
CAP	Capital
CST	Construction Scheduled
DSB	Design Build
ENV	Environmental
INC	Contract Incentives
MNT	Maintenance
MSC	Miscellaneous Construction Scheduled

CODE	NAME
OPS	Operations
PDE	Project Development and Environmental
PE	Preliminary Engineering Scheduled
PLN	Planning Scheduled
ROW	Right of Way Acquisition Scheduled
RRU	Railroad & Utilities

For a list of additional terms and their definitions, see Appendix A.

Table 1: State Road Modifications

Projects are predominantly on state roadways using state funding sources, including but not limited to District Dedicated Revenue (DDR) and Primary Highways & Public Transportation Funds (DS).
 Projected funding availability is approximately \$20.4 Million/year.

Shown in \$1,000s

Year - Rank	Applicant/ Lead Agency	Proj. No.	Location	Description	Total Cost	<FY 23	TIP FY 2023-2027					Addt'l Funds Needed	Notes
							FY23	FY24	FY25	FY 26	FY 27		
04-1	FDOT	2296643 2296645 2296646	SR-7 from 60th St to Northlake Blvd	Construct new 4L road	\$72,772	\$68,727	CEI \$109	PE \$29	CST \$737				CST funding retained in FY22
04-2	FDOT	2296644 2296647	SR-7 from Okeechobee Blvd to 60th St	Widen from 2L to 4L	\$24,897	\$24,793	CEI \$104						
14-1	FDOT/ SFRTA	4170317	Tri-Rail: West Palm Beach to Jupiter	Extend commuter rail service onto the FEC corridor via the Northwood Crossover and construct 5 new stations – 45th St, 13th St, Park Ave, PGA Blvd, and Toney Penna Dr	\$109,507	\$1,157			PDE \$1,350			\$107,000	PDE delayed to FY25
14-3	FDOT	2296584	Atlantic Ave from SR-7 to E of Lyons Rd	Widen from 2L to 4L, including separated bike lanes and 6' sidewalks	\$27,887	\$4,816	ROW \$6,580 CST \$150	ROW \$12 CST \$16,329					
16-1	FDOT	4405752 4405754 4405755	Atlantic Ave from W of Lyons Rd to Jog Rd	Widen from 4L to 6L, including separated bike lanes and 6' sidewalks	\$103,303	\$6,633		ROW \$2,808 PE \$94	ROW \$13,757 PE \$94	ROW \$2,174	ROW \$14,702 CST \$4,099	\$58,942	FDOT to finalize typical, reduce ROW at Jog Rd, fully fund project
16-3	Lake Worth Beach/ FDOT	4400461	Lake Worth Rd from Erie St to A St	Construct Pedestrian enhancements, reconfigure traffic circle	\$1,792	\$536	CST \$1,255						
17-1	FDOT/ Palm Tran	4383861	US-1: Camino Real Rd to Indiantown Rd	561 Plan Transit Corridor: New enhanced transit service with associated multimodal facilities									
17-1a	Palm Tran	4383863	US-1: Palmetto Park Rd to Northlake Blvd	Implement Transit Signal Prioritization for entire corridor	\$2,000		CST \$2,000						
17-1b	Palm Tran/ FDOT	4383864 4464431	US-1: Palmetto Park Rd to Northlake Blvd	Construct 14 enhanced transit shelters within existing ROW	\$6,400		PE \$938	PE \$238		CST \$5,225			
17-1c	Boca Raton/ FDOT	4383865	US-1: Camino Real to NE 8th St/Mizner Blvd in Boca Raton	Lane Repurposing from 6L to 4L between Camino Real and SE Mizner Blvd; associated multimodal facilities	\$5,418			PE \$652	PE \$1,533			\$3,233	

Table 1: State Road Modifications

Shown in \$1,000s

Year - Rank	Applicant/Lead Agency	Proj. No.	Location	Description	Total Cost	<FY 23	TIP FY 2023-2027					Add'l Funds Needed	Notes
							FY23	FY24	FY25	FY 26	FY 27		
17-1d	WPB/ FDOT	4383866	US-1: 25th St to 45th St in West Palm Beach	Reconstruct roadway to include pedestrian and bicycle facilities and safety enhancements	\$13,008			PE \$558	PE \$58	PE \$1,500		\$10,893	WPB coordinating with DOT and community on revised concept
17-1e	TPA/ FDOT	4383862	US-1: 59th St to Northlake Blvd in Riviera Beach and Lake Park	Reconstruct as 4L, add bike lanes and medians; move barrier wall on bridge to protect bike lanes;-add street lights/ped-scale lights where feasible	\$6,869	\$1,520			CST \$5,349				
17-1g	Lake Worth Beach/ FDOT	TBD	US-1: Dixie/Federal Junction to Gregory Rd in Lake Worth Beach	Lane Repurposing from 4L to 3L; associated multimodal facilities	\$5,674							\$5,674	LWB authorized traffic study
17-2	Boynton Beach/ FDOT	4440791	Boynton Beach Blvd from I-95 to US-1	Reconstruct: narrow vehicle lanes, construct 9' sidewalk on N, 15' shared use path on S, pedestrian lighting	\$7,489	\$884		CST \$6,577	CST \$29				
17-5	FDOT	4416321	Lake Worth Rd from Raulerson Dr to Palm Beach St College Ent	Resurfacing with separated bike lanes, new mid-block crossings, enhanced crosswalks	\$8,628	\$797	CST \$26						Moved from TA
18-1	TPA & Palm Tran /FDOT	4417581	Okeechobee Blvd from SR-7 to US-1; SR-7 from Forest Hill Blvd to Okeechobee Blvd	561 Plan Transit Corridor: New enhanced transit service with associated multimodal facilities									
18-1a	Palm Tran	4417582	Okeechobee Blvd from SR-7 to US-1; SR-7 from Forest Hill Blvd to Okeechobee Blvd	Implement Transit Signal Prioritization for entire corridor	\$1,000			CAP \$1,000					
18-1b	Palm Tran/ FDOT	4417583	Okeechobee Blvd from SR-7 to US-1; SR-7 from Forest Hill Blvd to Okeechobee Blvd	Construct 36 enhanced transit shelters within existing ROW	\$7,979				PE \$742	PE \$37		\$7,200	
18-2	FDOT	4417561 4417562	SR-80 from SR-15 to CR-880	Add street lighting	\$24,639	\$1,639	CST \$15,268			CST \$7,732			Uses LI Funds. PBC has signed maintenance commitment.
18-3	FDOT	4417571	US-27 Connector from US-27 to SR-715	Construct new 2L road	\$250	\$250							Study underway
19-1	TPA & Palm Tran /FDOT	TBD	Lake Worth Rd from SR-7 to US-1; SR-7 from Lake Worth Rd to Forest Hill Blvd	561 Plan Transit Corridor: New enhanced transit service with associated multimodal facilities									
19-1a	Palm Tran	TBD	Lake Worth Rd from SR-7 to US-1; SR-7 from Lake Worth Rd to Forest Hill Blvd	Implement Transit Signal Prioritization	\$1,000							\$1,000	

Table 1: State Road Modifications

Shown in \$1,000s

Year - Rank	Applicant/Lead Agency	Proj. No.	Location	Description	Total Cost	<FY 23	TIP FY 2023-2027					Addt'l Funds Needed	Notes
							FY23	FY24	FY25	FY 26	FY 27		
20-1	Boca Raton/ FDOT	4482641	Federal Hwy at Spanish River Blvd	Convert EB to SB right turn only to right/through with bike lane and mast arm conversion	\$1,715					PE \$279	PE \$21	\$1,415	
20-2 & 20-4	Palm Beach County/ FDOT	4479441	Atlantic Ave at Military Trl; Belvedere at Military Trl; Forest Hill Blvd at I-95	Replace span wire traffic signals with mast arms and steel strain pole span wires and upgrade supporting infrastructure. Upgrade to mast arm signals; enhanced pedestrian signals and detection; upgrade ITS elements and roadway lighting; curb ramp and sidewalk upgrades to meet ADA.	\$11,095					PE \$147	PE \$18	\$9,985	
		4480731	US-1 at Silver Beach Rd, Military at Investment Ln, Okeechobee at Quadrille Blvd, Lakeview Ave at Quadrille Blvd							PE \$287	PE \$21		
		4481071	US-1 at SE 1st St, 7th Ave N, 10th Ave N, 13th Ave N; Boynton Beach Blvd at US-1, Congress Ave, Seacrest Blvd, Military Trl, Hagen Ranch Rd; Congress Ave at Dolan Rd; Atlantic Ave at Hamlet Dr; Lake Ave at SR-A1A (include w/ FM 4476631)							PE \$609	PE \$27		
20-3	Boca Raton/ FDOT	4480641	Glades Rd/SR-808 at Town Center Blvd; I-95 NB off ramp at W Palmetto Park Rd; I-95 SB off ramp at Palmetto Park Rd; US-1 at Royal Palm Way; US-1 at Hidden Valley Blvd	Replace span wire traffic signals with mast arms and upgrade supporting infrastructure	\$5,827					PE \$458	PE \$21	\$4,994	
		4481351	US-1 at Glades Rd, NE 15th Ter, and NE 24th Ter							PE \$329	PE \$24		
20-5	Palm Beach County/ FDOT	4479451	SR-715 from Hatcher Rd to Paul Rardin Park SR-715 from Airport Rd to SW 14th St	Construct 6' sidewalk on W side of roadway.	\$752					PE \$229	PE \$17	\$507	
20-6	TPA/ FDOT	4398451	SR-715 from SR-80 to W of Canal St South	Add buffered bicycle lanes, missing sidewalk connections to SR-80 and to PB State College entrance, and roadway lighting to resurfacing project.	\$5,661	\$983	CST \$4,678						\$1.16M added to supplement resurfacing
20-8	Lake Worth Beach/ FDOT	4461041	Lake Ave/Lucerne Ave/SR-802 from E of A St to E of Golfview Rd	Add stamped concrete crosswalks, replacement of sidewalk pavers, and improved stormwater drainage to resurfacing project.	\$5,548	\$324		CST \$5,224					\$200K added to supplement resurfacing

Table 1: State Road Modifications

Shown in \$1,000s

Year - Rank	Applicant/Lead Agency	Proj. No.	Location	Description	Total Cost	<FY 23	TIP FY 2023-2027					Addt'l Funds Needed	Notes
							FY23	FY24	FY25	FY 26	FY 27		
21-1	TPA/ FDOT	4498771	Forest Hill Blvd from W of Jog Rd to Military Trl	Add roadway lighting on N side and pedestrian lighting, bus bay layover facility, enhanced crosswalks at three signalized intersections, green markings in bicycle conflict zones	\$2,616						PE \$700	\$1,916	
21-2	TPA/ FDOT	4498791	Congress Ave from Lake Worth Rd to Forest Hill Blvd	Add pedestrian lighting, enhanced crosswalks at six signalized intersections, and bus stop amenities	\$2,966						PE \$464	\$2,502	
21-3	Boca Raton/ FDOT	4495531 4498751	SR-A1A at Spanish River Blvd and Camino Real (include w/ FM 4476611); US-1 at Jeffery St, NE 32nd St, NE 20th St, Fire Station #1, NE Mizner Blvd, SE Mizner Blvd, and Camino Real; Yamato Rd at NW 2nd Ave (include w/ FM 447657.1); Glades Rd at NW 2nd Ave and Pinehurst Ln; I-95 NB Ramp at Peninsula Corp Dr; I-95 SB Ramp at Peninsula Corp Dr	Replace span wire traffic signals with mast arms and steel strain pole span wires and upgrade supporting infrastructure	\$5,090						PE \$880	\$4,210	
21-4	TPA/ FDOT	4476701	SR-7 from Glades Rd to Bridgebrook Dr	Add shared use pathway on W side, sidewalk on E side (combine with FM 4479931), pedestrian lighting, and green markings in bicycle conflict zones to resurfacing project	\$11,382				CST \$7,549			\$3,832	FDOT to incorporate requested scope items
21-5	TPA/ FDOT	4358041 4476671	Boynton Beach Blvd from Congress Ave to E of I-95	Modify resurfacing project and interchange capacity project to provide wider sidewalks and separated bike lanes on both sides of roadway	\$57,807		ROW \$5,746	ROW \$12,898	CST \$36,705	CST \$159			FDOT incorporated requested scope items
21-6	FDOT		Indiantown Rd at Central Blvd	Conduct PD&E to evaluate congestion mitigation alternatives with minimal adverse impacts to pedestrians, bicycles, and local businesses	\$2,500							\$2,500	Not in TIP Funding not available for this project
Cost Summary					\$534,953	\$113,058	\$37,083	\$48,299	\$70,743	\$17,665	\$19,495	\$220,803	

Table 2: Local Initiatives Program

This program is for projects on non-state roadways that are federal-aid eligible. Sources of funding are from the approximately \$22.8 Million/year of the federal Surface Transportation Block Grant (STBG) program, known locally as SU funds, that is allocated to the TPA for prioritization. STGB funds allocated to FDOT, known as SA, sometimes supplement the projects.

Shown in \$1,000s

Year - Rank	Applicant/Lead Agency	Proj. No.	Location	Description	Total Cost	< FY 23	TIP FY 2023-2027					Addt'l Funds Needed	Notes
							FY 23	FY 24	FY 25	FY 26	FY 27		
--	Palm Beach TPA	4393253 4393254 4393255	Surface Transportation (SU) funds to support TPA Planning & Administration as outlined in greater detail in the UPWP		\$18,829		PL \$1,852 SU \$1,733	PL \$1,852 SU \$1,820	PL \$1,852 SU \$1,911	PL \$1,852 SU \$2,006	PL \$1,852 SU \$2,100		
13-6	Palm Tran	4317611	Palm Tran system-wide	Implement Fare Technology, Regional Interoperability	\$5,325	\$5,325							Implementation 2021
14-3	Riviera Beach/ FDOT	4383841	Australian Ave from 1st St to Blue Heron Blvd	Construct pedestrian scale lighting	\$3,463	\$3,463							Under Construction
14-6	SFRTA	4297671	Tri Rail Northern Layover Facility: CSX tracks E of I-95 in Mangonia Park/WPB	Construct new facility to enhance O&M for existing system and support Jupiter extension	\$40,733	\$36,150	DSB \$4,583						
15-1	Lake Worth Beach	4420941	Boutwell Rd from Lake Worth Rd to 10th Ave N	Add turn lanes and other operational improvements	\$3,100	\$3,100							
15-2	West Palm Beach	4383901	West Palm Beach: 25th St to Tri-Rail Station to SR 80	Purchase seven (7) vehicles to support new N/S trolley service	\$1,505	\$1,505							Implementation TBD
15-3	Palm Tran	4383921	Various locations along existing Palm Tran bus routes	Construct 30 transit shelters	\$600	\$600							Implementation TBD
15-4	West Palm Beach	4383961	Various locations along existing WPB trolley lines	Construct seven (7) trolley shelters	\$571	\$571							Implementation TBD
15-5	Delray Beach/ FDOT	4383941	Homewood Blvd from Old Germantown Rd to Lowson Blvd	Install designated bike lanes and sidewalks	\$2,920	\$2,920							CST Fall 2022
15-6	Delray Beach/ FDOT	4383951	George Bush Blvd from NE 2nd Ave to A1A (excluding Intracoastal Waterway bridge)	Widen to provide two 10' travel lanes, 5' designated bike lanes and 5-6' sidewalks. Add street lighting and drainage.	\$4,071	\$4,071							CST Spring 2023
16-3	Delray Beach/ FDOT	4400431	Brant Bridge over C-15 Canal in Delray Beach	Replace bridge and install 10' shared use paths	\$2,713	\$2,713							
17-1 & 17-5	West Palm Beach/ FDOT	4415701	36th St & bridge from Australian Ave to Poinsettia Ave in West Palm Beach	Construct buffered bike lanes, pedestrian enhancements and bridge	\$6,523	\$1,323		CST \$5,183	CEI \$17				
17-2	Delray Beach	4415331	Lindell Blvd from Linton Blvd to Federal Hwy/US 1	Construct sidewalks and separated bike lanes	\$12,143		CST \$12,143						
17-3	Jupiter	4415721	Indiantown Rd from US 1 to A1A	Construct 4' designated bike lanes and 10' shared use path	\$431		CST \$431						Project cancelled
17-4	Palm Tran	4415711	Various Palm Tran bus stops	Replace 40 transit shelters	\$800								Implementation TBD

Table 2: Local Initiatives Program

Shown in \$1,000s

Year - Rank	Applicant/Lead Agency	Proj. No.	Location	Description	Total Cost	< FY 23	TIP FY 2023-2027					Addt'l Funds Needed	Notes
							FY 23	FY 24	FY 25	FY 26	FY 27		
17-6	Delray Beach	4415321	Barwick Rd from Atlantic Ave to Lake Ida Rd	Construct sidewalks and separated bike lanes	\$10,446		CST	\$10,446					
17-7	Delray Beach	4415861	Brant Bridge connector from Lindell Blvd to Brant Bridge	Construct sidewalks and separated bike lanes	\$2,540	\$5			CST	\$2,535			
18-1	Westgate CRA/ Palm Beach County	4443711	Westgate Ave from Wabasso Dr to Congress Ave	Lane repurposing from 5L to 3L to add designated bike lanes and widen sidewalks	\$4,832								Project pending CRA loan approval
18-2	West Palm Beach	4443761	Parker Ave from Forest Hill Blvd to Nottingham Blvd	Construct buffered/separated bicycle lanes and pedestrian lighting	\$7,408	\$5	CST	\$5,760	CST	\$1,642			
18-3	Palm Beach County	4443701	Lyons Rd/ Sansbury Way from Forest Hill Blvd to Okeechobee Blvd	Construct separated bicycle lanes	\$6,096								CST Summer 2022
18-5	Boca Raton	4443791	Yamato Rd: W of Jog to I-95, and 16 Intersections in the downtown area	Install Adaptive Traffic Control Systems	\$2,625								CST Summer 2022
18-6	Delray Beach	4443771	Germantown Rd from Old Germantown Rd to Congress Ave	Construct sidewalks and separated bike lanes	\$11,635	\$5		CST	\$500	CST	\$11,130		
19-1	Palm Tran	4460981	Palm Tran electric buses and Palm Tran Maintenance Facility (Electronics Way) charging stations	Purchase 3 electric buses and install electric charging at maintenance facility	\$4,336			CAP	\$4,336				
19-2	Palm Beach County	4460861	Cresthaven Blvd from S Jog Rd to S Military Trl	Construct 7' buffered bike lanes and three intersection modifications	\$4,603		PE	\$5		CST	\$4,598		
19-3	Palm Beach/Palm Beach County	4460881	Royal Poinciana & Coconut Royal Poinciana & South County Royal Palm & Coconut Royal Palm & South County	Connect 4 signals to Palm Beach County traffic signal network	\$445								Project cancelled
19-4	West Palm Beach	4460901	25th St from Australian Ave to Broadway Ave	Lane Repurposing from 4 lanes to 3, construct R/R gate enhancements, ADA upgrades, buffered bike lane/ designated bike lane, lighting improvements, sidewalks	\$7,038		PE	\$5		CST	\$7,033		
19-5	Loxahatchee Groves/Palm Beach County	4460921	Okeechobee Blvd at Folsom Rd	Construct roundabout and sidewalks/lighting	\$1,438				CST	\$1,438			

Table 2: Local Initiatives Program

Shown in \$1,000s

Year - Rank	Applicant/Lead Agency	Proj. No.	Location	Description	Total Cost	< FY 23	TIP FY 2023-2027					Addt'l Funds Needed	Notes
							FY 23	FY 24	FY 25	FY 26	FY 27		
19-6	Wellington	4460821	Greenview Shores Blvd from Binks Forest Dr to Wellington Tr	Construct 4' designated bike lanes	\$1,258		PE \$5		CST \$1,253				
20-1	Palm Tran	4482951	Palm Tran electric buses and Palm Tran Maintenance Facility (Electronics Way) charging stations	Purchase 4 electric buses and install electric charging at maintenance facility	\$5,000						CAP \$5,000		
20-2	SFRTA	4481031	SFRTA - Tri-Rail Service	Purchase one (1) passenger rail car	\$5,000					CAP \$5,000			\$2.5M of LI Funds matched with \$2.5M TRIP
20-3	Lake Worth Beach	4483541	South East Coast Street and S. H Street	Reconstruct roadways to one-way pair with 4' designated bike lanes	\$7,889				PE \$5		CST \$7,884		
20-4	Wellington	4482991	Greenbriar Blvd from Aero Club Drive to Greenview Shored Blvd.	Construct 4' designated bike lanes	\$2,453			PE \$5		CST \$2,421			
20-5	Wellington	4483061	C-2 Canal from Greenview Shores Blvd to Bent Creek Rd	Construct 10' shared use pathway	\$616			PE \$5		CST \$549			
20-6	Royal Palm Beach	4483051	Various Locations - Residential Roads	Construct ADA Improvements - Sidewalks and Curb Ramps	\$671			PE \$5		CST \$666			
21-1	SFRTA	4498501	SFRTA - Tri-Rail Service	Purchase one (1) passenger rail car	\$2,500						CAP \$2,500		\$2.5M of LI Funds seeking \$2.5M TRIP match
21-2	Palm Beach County	4498471	Prosperity Farms from 800' N of Northlake Blvd to Donald Ross Rd	Construct 4' designated bike lanes	\$7,700			PE \$5		CST \$2,447	CST \$3,528		
21-3	ITID	TBD	Temple Blvd from Seminole Pratt to 140th Hall Blvd from Keylime to Northlake Blvd 140th Ave N from Orange Blvd to Temple Blvd	Construct 10' unpaved pathways and widen sidewalks	\$3,335							\$3,335	Not in TIP - Insufficient Funding due to other project cost increases
21-4	West Palm Beach	TBD	Mercer Ave from Australian Ave to Centrepark Blvd	Construct 10' shared use paths, designated bike lanes, and missing sidewalks	\$6,642							\$6,642	Not in TIP - Insufficient LI Funding due to other project cost increases
Cost Summary					\$210,233	\$61,756	\$36,964	\$16,792	\$30,333	\$14,941	\$22,864	\$9,977	

Table 3: Transportation Alternatives Program

This program is for non-motorized projects on or off the federal-aid eligible network. Sources of funding are from the approximately \$3.1 Million/year of the federal STBG Transportation Alternatives (TA) set-aside program, known locally as TA, that is allocated to the TPA for prioritization.

Shown in \$1,000s

Year Rank	Applicant/Lead Agency	Proj. No.	Location	Description	Total Cost	< FY 23	TIP FY 2023-2027					Addt'l Funds Needed	Notes
							FY 23	FY 24	FY 25	FY 26	FY 27		
16-2	West Palm Beach/ FDOT	4400151	North Shore Bridge in West Palm Beach	Construct pedestrian bridge west of existing roadway bridge	\$1,289	\$423		CST \$927					
19-1	Westgate CRA/ Palm Beach County	4460771	Seminole Blvd from Okeechobee Blvd to Oswego Ave	Construct 10-12' shared use paths, high visibility crosswalks, and pedestrian lighting	\$1,645	\$5	CST \$1,640						
19-2	Boynton Beach	4460781	SE 1st St from Boynton Beach Blvd to Woolbright Rd	Construct 10' shared use path on western side of roadway	\$3,247	\$5	CST \$3,242						
19-3	Loxahatchee Groves/Palm Beach County	4460801	Okeechobee Blvd from A Rd to Folsom Rd	Construct 6' unpaved path with fence on south side of roadway	\$190	\$5		CST \$1,185					
19-4	Palm Beach Gardens	4460841	Various existing pedestrian crossings	Install pedestrian activated flashers at 12 existing crossings	\$412	\$5	CST \$407						
20-1	Lake Worth Beach	4483011	Various Locations - Local Roads	Construct ADA Curb Ramps and Sidewalk	\$1,095	\$5		CST \$1,090					
20-2	Palm Beach Gardens	4483021	Kyoto Gardens Drive from Military Trail to Alt A1A	Construct 5' bike lane and 8' pathway on north side of roadway	\$120	\$5	CST \$1,015						
20-3	Westgate CRA/ Palm Beach County	4483031	Cherry Rd from Military Trl to Quail Dr	Construct 10-12' shared use path and pedestrian lighting on north side of roadway	\$1,889			CST \$1,889					
20-4	Palm Tran	4483041	Countywide - 110 bus stops	Install 5' sidewalk connections and ADA bus stop enhancements	\$281			CAP \$281					
21-1	Palm Beach Gardens	4490051	Burns Rd from Military Trl to Alt A1A	Construct 9.5' separated two-way bicycle track	\$1,405		PE \$5		CST \$1,400				
21-2	Boca Raton	4489991	El Rio Trail from Glades Rd to Yamato Rd	Install lighting	\$1,274		PE \$5		CST \$1,269				
21-3	ITID	4490021	Grapeview Blvd from Key Lime Blvd to 60th St and Key Lime Blvd from Hall to M-1 Canal	Construct 10' shared use path and 8' pathway	\$1,663		PE \$5		CST \$1,658				
21-4	Wellington	4490061	C-8 Canal from Forest Hill Blvd to Stribling Way	Construct 10' shared use path	\$739		PE \$5		CST \$734				
Cost Summary					\$15,249	\$453	\$6,324	\$5,372	\$5,061				

Table 4: Other FY 2023 Construction/Implementation Projects

Project Number	Location	Description	5-YR Total Cost
4192511	BEELINE HWY/SR-710 FROM NORTHLAKE BLVD TO BLUE HERON BLVD/SR-708	Widen from 4 lanes to 6 lanes.	\$155,792,473
4461021	SR-15 FROM N OF 1ST ST TO PALM BEACH/MARTIN COUNTY LINE	Resurfacing	\$16,121,438
4443401 4369631	I-95 AT 6TH AVE S	Reconstruct interchange (add lanes) to increase capacity.	\$14,949,652
20239905	LYONS RD FROM S OF FLAVOR PICT RD TO BOYNTON BEACH BLVD	Widen to 4 lanes, add designated bike lanes	\$12,000,000
4428911	US-1 OVER EARMAN RIVER BRIDGE	Replacement of existing bridge, including sidewalks	\$9,965,705
4397581	I-95 AT INDIANTOWN RD	Reconstruct and signalize I-95 NB off ramp	\$7,972,406
4461771	SR-7/US-441 FROM NORTH OF SOUTHERN BLVD/SR-80 TO OKEECHOBEE BLVD/SR-704	Resurfacing	\$7,088,993
20175152	60TH ST N FROM AVOCADO BLVD TO E OF 120TH AVE N	Widen to 3 lanes	\$6,000,000
4398451	SR-715 FROM SR-80 TO W OF CANAL ST SOUTH	Resurfacing	\$4,658,284
4417551	US-1/SR-5 FROM BROWARD COUNTY LINE TO SPANISH RIVER BLVD	ATMS DEPLOYMENT ON US-1 IN SOUTHERN PALM BEACH COUNTY PROJECT IS PART OF TSM&O MASTER PLAN	\$4,583,800
4461012	SR-80/US-98 FROM EAST OF PARKER AVE TO WEST OF WASHINGTON RD	Bridge Deck Expansion Joint Rehab and Resurfacing	\$4,441,394
4457691	A1A / BLUE HERON BLVD OVER INTRACOASTAL WATERWAY	PARTIAL DECK REPLACEMENT BRIDGE #930269	\$4,156,094
20239901	KIRK RD FROM SUMMIT BLVD TO GUN CLUB RD	Widen to 3 and 5 lanes	\$3,950,000
4461001	SR-80 FROM SR-25/US-27 TO EAST OF GLADES GLEN DR	Resurfacing	\$3,861,549
4460971	BEELINE HWY/SR-710 FROM E OF PRATT & WHITNEY TO E OF RAILROAD TRACKS	Resurfacing	\$3,439,416
20229917	GUN CLUB RD FROM FOREST ESTATES DR TO LWDD E-3 CANAL	Widen to 3 lanes.	\$3,320,000
4331093	I-95 FROM BROWARD COUNTY LINE TO LINTON BLVD - EXPRESS LANES	Bold landscape for Palmetto Park Rd Interchange, Spanish River Blvd Interchange, and Yamato Road/SR-794 Interchange	\$3,236,864
4407051	PORT OF PALM BEACH UPLAND CARGO IMPROVEMENTS	Demolish existing obsolete office building and adjacent parking lot and redevelop as refrigerated container laydown area.	\$2,800,000
2017517	FLORIDA MANGO RD FROM S OF BARBADOS RD TO MYRICA RD	Widen to 3 lanes, includes LWDD L-7 Canal Culvert Replacement	\$2,600,000
4397591	I-95 AT BELVEDERE RD NB	Add a second NB to EB off-ramp.	\$2,440,470

Table 5: New FDOT Projects

Shown in \$1,000s

Lead Agency	Proj. No.	Location	Description	Total Cost	< FY 23	DTWP FY 2023-2027					Notes
						FY 23	FY 24	FY 25	FY 26	FY 27	
FDOT	4484151	US-1 from Belvedere Rd to Lakeview Ave	Resurfacing	\$2,500		PE \$334	PE \$14		CST \$2,153		
FDOT	4484171	A1A from N of Ibis Way to S of Southern Blvd	Resurfacing	\$2,637		PE \$288	PE \$15		CST \$2,334		
FDOT	4484351	S Dixie Highway E from RCA Blvd to N of Donald Ross Road	Resurfacing	\$9,816		PE \$1,094	PE \$60		CST \$8,623	CEI \$39	
FDOT	4484361	Lake Worth Rd from W of Cypress Edge Dr to W of Cypress Idlesway	Resurfacing	\$2,324		PE \$329	PE \$13		CST \$1,983		
FDOT	4484371	Boynton Beach Blvd from Orchid Grove Trail to W of Palm Isles Dr	Resurfacing	\$2,090		PE \$361	PE \$25		CST \$1,654	CEI \$50	
FDOT	4492791	Okeechobee Blvd from Riverwalk Blvd to Jog Road	Add and upgrade street lighting	\$309		PE \$92			CST \$217		
FDOT	4492831	Atlantic Ave at Homewood Blvd, Okeechobee Blvd at Haverhill	Traffic Signal Upgrade	\$5,074		PE \$413	PE \$35		CST \$4,574	CEI \$53	
FDOT	4493181	Bridge from 6th Ave S to Lake Worth Rd	Bridge Repair	\$9,273				CST \$9,273			
FDOT	4493471	Congress Ave at 10th Ave North	Traffic Signal Upgrade	\$323		PE \$323					
FDOT	4502131	I-95 and W Atlantic Ave	Landscaping	\$2,720			CST \$2,720				
				\$37,065		\$3,233	\$2,881	\$9,273	\$21,537	\$141	

FUNDING SUMMARY

The TIP is financially constrained for each fiscal year. Federally funded projects identified in the TIP can be implemented using current proposed revenue sources based on the FDOT Tentative Work Program and locally dedicated transportation revenues. All Projects funded by FDOT with federal or non-federal dollars are included in a balanced 36-month forecast of cash and expenditures and a five-year finance plan supporting the FDOT Work Program. All local government projects (non-federally funded) that are included in the TIP are part of member local government's capital improvement programs. The following table provides a summary of federal, state and local funding codes as well as the dollar amounts allocated to projects within each funding code by fiscal year. Note that all project costs are shown in year of expenditure dollars, meaning the costs reflect the adjusted value of the work at the time the funds will be expended on the project.

Total Programmed by Funding Code

Fund Code / Name		2023	2024	2025	2026	2027	Total
Federal							
NATIONAL HIGHWAY PERFORMANCE PROGRAM (NHPP)							
ACNP	AC NATIONAL HWY FUNDS	73,524,095	29,535,522	23,380,162	28,606,021	20,103,050	175,148,850
ACNR	AC NATIONAL HWY RESURFACING	9,243,035	11,730,081	12,985,717	-	-	33,958,833
SURFACE TRANSPORTATION BLOCK GRANT (STBG) PROGRAM							
GFSU	GENERAL FUND - STPBG >200K (Urban)	10,143,671	-	-	-	-	10,143,671
SA	STP, ANY AREA STATEWIDE	7,630,952	10,843,302	2,326,261	1,022,233	-	21,822,748
SU	STP, PALM BEACH MPO	19,162,381	16,928,570	18,450,009	18,294,954	17,865,077	90,700,991
TALT	TRANSPORTATION ALTS- ANY AREA STATEWIDE	1,641,082	2,284,213	1,919,558	-	-	5,844,853
TALU	TRANSPORTATION ALTS PALM BEACH MPO	1,519,039	1,513,546	1,519,462	-	-	4,552,047
HIGHWAY SAFETY IMPROVEMENT PROGRAM (HSIP)							
ACSS	ADVANCE CONSTRUCTION (SS,HSP)	2,839,050	2,305,114	1,798,415	9,481,430	52,727	16,476,736
ACID	ADVANCE CONSTRUCTION SAFETY (HSID)	-	-	-	-	-	-
ACLD	ADVANCE CONSTRUCTION SAFETY (HSLD)	-	-	-	-	-	-
OTHER FEDERAL PROGRAMS							
ACFP	AC NATIONAL FREIGHT PROG (NFP)	-	-	1,115,000	11,352,888	-	12,467,888
ACBR	AC FED BRIDGE FUNDS	2,827,305	386,730	-	-	-	3,214,035
CM	CONGESTION MITIGATION FOR AIR QUALITY	370,465	538,019	73,013	-	-	981,497
FAA	FEDERAL AVIATION ADMIN	300,000	-	-	-	-	300,000
FEDERAL TRANSIT ADMINISTRATION							
5307	FEDERAL TRANSIT URBAN AREA FORMULA FUNDS	15,187,500	15,187,500	15,187,500	15,348,000	-	60,910,500
5311	FEDERAL TRANSIT RURAL AREA FORMULA FUNDS	312,878	312,878	2,230,000	353,000	-	3,208,756
5339	FTA BUS & BUS FACILITIES INFRASTRUCTURE	1,900,000	1,900,000	1,900,000	600,000	-	6,300,000
DU	STATE PRIMARY/FEDERAL REIMB	-	-	-	-	-	-
ARPA	AMERICAN RESCUE PLAN ACT	2,086,445	-	-	-	-	2,086,445
GFSU	GENERAL FUND - BRIDGE REPAIR	7,300,300	-	-	-	-	7,300,300
PL	PLANNING FUNDS	2,819,022	2,480,796	2,522,914	2,565,873	2,565,873	12,954,478
<i>Federal Subtotal</i>		<i>158,807,220</i>	<i>95,946,271</i>	<i>85,408,011</i>	<i>87,624,399</i>	<i>40,586,727</i>	<i>468,372,628</i>

Total Programmed by Funding Code

Fund Code / Name		2023	2024	2025	2026	2027	Total
State							
BNBR	AMENDMENT 4 BONDS (BRIDGES)	-	-	-	-	-	-
BNIR	INTRASTATE R/W & BRIDGE BONDS	13,878,128	11,965,439	-	-	-	25,843,567
BRRP	STATE BRIDGE REPAIR & REHAB	9,345,892	-	9,152,542	396,784	-	18,895,218
CIGP	COUNTY INCENTIVE GRANT PROGRAM	459,353	326,616	533,749	-	-	1,319,718
D	UNRESTRICTED STATE PRIMARY	20,797,542	21,223,525	19,617,888	19,852,059	19,489,577	100,980,591
DDR	DISTRICT DEDICATED REVENUE	56,016,500	49,907,255	57,074,681	39,562,396	27,809,225	230,370,057
DI	ST. - S/W INTER/INTRASTATE HWY	9,088,822	-	-	12,108,896	111,320,213	132,517,931
DIH	STATE IN-HOUSE PRODUCT SUPPORT	2,860,971	2,368,275	2,223,708	1,028,728	839,255	9,320,937
DIS	STRATEGIC INTERMODAL SYSTEM	-	-	8,361,630	-	-	8,361,630
DITS	STATEWIDE ITS - STATE 100%.	1,585,024	3,667,723	1,681,552	1,731,998	1,378,157	10,044,454
DPTO	STATE - PTO	10,493,229	16,726,069	16,670,702	737,270	-	44,627,270
DS	STATE PRIMARY HIGHWAYS & PTO	17,249,799	14,046,859	556,816	1,396,046	2,656,293	35,905,813
DSBD	I-95 EXPRESS LANES	-	-	-	-	-	-
FCO	PRIMARY/FIXED CAPITAL OUTLAY	-	-	-	-	-	-
PKBD	TURNPIKE MASTER BOND FUND	-	208,046,011	176,785,751	-	194,598,754	579,430,516
PKYI	TURNPIKE IMPROVEMENT	41,981,360	114,157,856	151,294,691	145,673,954	12,221,168	465,329,029
PKYO	TURNPIKE TOLL COLLECTION/OPER.	54,716,207	57,716,207	54,716,207	57,716,207	54,716,207	279,581,035
PORT	SEAPORTS	1,400,000	-	-	-	-	1,400,000
SCRC	SMALL COUNTY OUTREACH PROGRAM - RURAL	1,059,685	-	-	-	-	1,059,685
SIWR	2015 SB2514A-STRATEGIC INT SYS	-	-	175,000	-	2,666,557	2,841,557
SPN	SPONSORSHIP AGREEMENTS	-	-	-	-	-	-
STED	2012 SB1998-STRATEGIC ECON COR	54,583,767	-	26,064,000	11,190,000	55,594,091	147,431,858
TCOR	TRANSIT CORRIDOR	-	-	-	-	-	-
TDTF	TRANS DISADV - TRUST FUND	3,424,322	3,450,516	3,466,233	3,475,663	-	13,816,734
TLWR	2015 SB2514A-TRAIL NETWORK	-	-	-	-	-	-
TMBD	I-95 EXPRESS LANES	-	1,451,696	725,848	725,848	725,848	3,629,240
TOBD	I-95 EXPRESS LANES	-	700,000	700,000	-	700,000	2,100,000
TRIP	TRANS REGIONAL INCENTIVE PROGM	-	-	-	3,664,806	-	3,664,806
TRWR	TRIP, WHEELS ON THE ROAD	-	2,168,194	-	1,027,788	-	3,195,982
<i>State Subtotal</i>		<i>298,940,601</i>	<i>507,922,241</i>	<i>529,800,998</i>	<i>300,288,443</i>	<i>484,715,345</i>	<i>2,121,667,628</i>

Total Programmed by Funding Code

Fund Code / Name		2023	2024	2025	2026	2027	Total
Local							
ADR	ADVERTISING REVENUE	725,000	725,000	725,000	725,000	-	2,900,000
ADV	AD-VALOREM	56,485,118	57,823,856	59,227,668	60,694,488	-	234,231,130
BOCA	BOCA RATON	375,000	375,000	375,000	375,000	-	1,500,000
CENW	CENTURY WEST	375,000	375,000	375,000	375,000	-	1,500,000
DOSS	DIVISION OF SENIOR SERVICES	-	-	-	-	-	-
FBR	FAREBOX REVENUE	12,162,929	12,357,888	12,556,746	9,113,000	-	46,190,563
LGT	LOCAL OPTION GAS TAX	97,121,585	92,764,890	78,275,179	66,300,422	1,012,450	335,474,526
IF	IMPACT FEE	29,536,800	17,087,000	12,900,000	2,750,000	-	62,273,800
IST	INFRASTRUCTURE SUR TAX	11,281,865	10,546,905	8,550,000	8,900,000	400,000	39,678,770
LF	LOCAL FUNDS	48,316,118	20,891,963	54,910,663	13,891,981	3,232,504	141,243,229
LST	LOCAL SALES TAX	1,350,000	-	-	-	-	1,350,000
MF	MOBILITY FEE	-	140,000	437,146	-	-	577,146
PRV	PRIVATE FUNDS	267,200	-	-	-	-	267,200
RTA	SFRTA	666,000	666,000	666,000	666,000	-	2,664,000
<i>Local Total</i>		<i>258,662,615</i>	<i>213,753,502</i>	<i>228,998,402</i>	<i>163,790,891</i>	<i>4,644,954</i>	<i>869,850,364</i>

Summary							
Federal		158,807,220	95,946,271	85,408,011	87,624,399	40,586,727	468,372,628
State		298,940,601	507,922,241	529,800,998	300,288,443	484,715,345	2,121,667,628
Local		258,662,615	213,753,502	228,998,402	163,790,891	4,644,954	869,850,364
Grand Total		716,410,436	817,622,014	844,207,411	551,703,733	529,947,026	3,459,890,620

UNDERSTANDING THE PROJECT DETAILS

The following informational guide assists the reader in understanding the layout and content of the Project Details provided on the following pages.

Phase	Fund Source	2023	2024	2025	2026	2027	Total
	1	2			3	4	5
	36TH STREET FROM AUSTRALIAN AVE TO POINSETTA AVE	-Proj# 4415701			Length: 1.070 MI	*Non-SIS*	
6	Type of Work: BIKE LANE/SIDEWALK				7 Lead Agency: WEST PALM BEACH		
9	Description: Buffered bicycle lanes and pedestrian enhancements. Includes construction of bicycle and pedestrian bridge.						
10	PE	SU	0	7,000	0	0	7,000
	CST	11 LF	0	0	0	3,875,805	3,875,805
	CST	SU	0	0	0	4,987,000	4,987,000
	Total		0	7,000	0	8,862,805	8,869,805
	13	Prior Years Cost	14	Future Years Cost	15	Total Project Cost	8,869,805

1. Project Name and limits.
2. FDOT Financial Management Number.
3. Length of the project in miles.
4. Identifies whether the project is part of the Strategic Intermodal System.
5. Identifies whether the project is a Regionally Significant Project.
6. Shows the Type of Work accomplished by the project.
7. Lead agency for the project.
8. Identifies how the project is referenced in the Long Range Transportation Plan (LRTP).
9. Provides any explanatory description or notes for the project.
10. Phase of the project.
11. Funding source. See Fund Summary for descriptions.
12. Programmed cost estimates for each fiscal year.
13. Funds already encumbered/expended for the project in previous years.
14. Funds expected to be necessary for the project in future years beyond the five-year period addressed in the TIP.
15. Total project cost including prior years, the current TIP and future years.

Summary Points of the April 21, 2022 Governing Board Meeting

PDF versions of the agenda, backup material and presentations as well as audio and video recordings are available for review at PalmBeachTPA.org/Board

Approved Technical Advisory Committee (TAC) Appointment – The Board approved creation of a seat for the Town of Lake Park with the appointment of Roberto Travieso as Representative.

Approved Vision Zero Advisory Committee (VZAC) Appointment – The Board approved creation of a seat for the City of Lake Worth Beach Community Redevelopment Agency (CRA) with the appointments of Joan Oliva as Representative and Chris Dabros as Alternate. The Board also approved the appointment of Bruce Guyton as Alternate for Palm Tran.

Adopted TPA Resolution 2022-03 – The TPA recommended to the Florida Commission for the Transportation Disadvantaged (CTD) that the Palm Beach County Board of County Commissioners (BCC) continue as the designated Community Transportation Coordinator (CTC) for Palm Beach County.

Brightline Update – Brightline staff provided an update regarding major milestones, station details, Brightline+, Phase 2 updates, upcoming work in Palm Beach County, as well as safety and outreach initiatives.

Project Scheduling Report – May 2022
Phases occurring within the next 90 days
Palm Beach TPA & FDOT District 4

4.B

The purpose of this report is to ensure stakeholders are aware of upcoming activities for each project to allow for increased input. The TPA has consolidated the FDOT report to focus on TPA priorities and scheduling activities that are occurring within the next 90 days. The full list of scheduling activities is described below.

Scheduled Activity	Description
Multimodal Scoping Checklist (MMSC)	FDOT's Office of Modal Development (OMD) notifies impacted agencies to enter comments about the project scope. The local agency can confirm or discuss context class, minor comments about multimodal features.
Resolution from Agency (for Off-System Projects Only)	If an off-system project is administered by FDOT, the local agency's governing board must pass a resolution endorsing FDOT's delivery of the project.
Review of Scope with Agency	Meet with local agency to review and confirm scope prior to FDOT advertising for consultant acquisition.
Execution Date (Design)	FDOT Design starts.
Project Kickoff Meeting	FDOT Design Team coordinates with local agency. Contact the FDOT project manager for date/time/location of the meeting.
Initial Field Review	Field Review meeting. Typically occurs at the project site.
Initial Engineering	30% plans to reviewers. Stakeholders provide review and feedback on the approved Typical Section.
Public Information Workshop	FDOT conducts public information workshop.
Constructability Plans	60% plans to reviewers. At this time most of the Design is complete, no scope discussion, review focuses on items to be constructed, their construction impacts, and materials to be used.
Plans Specification and Estimates (PSE) Meeting	FDOT PM arranges field review with all reviewers to evaluate the final engineering plans with respect to actual field conditions.
Biddability Plans to Reviewers	90% plans. At this time, Design is complete. Verifying quantities and pay items.
Production	100% plans. Plans are complete.
Local Agency Program (LAP) Commitment	Agency and FDOT commits the project funds and budget to the Legislature and the Governor's office.
Letting	Bids are opened and the apparent low bid contract is determined. Construction typically begins 4 to 6 months after letting.
Construction Notice to Proceed (NTP)	Construction starts. Construction dates for FDOT administered projects can be found through the FDOT Operations Center.

For more information on a project, please contact the FDOT District 4 office at 954.486.1400 and ask to be transferred to the FDOT Project Manager for the specific project. For the FDOT copy of the report with the full project schedule, contact Larry Wallace at larry.wallace@dot.state.fl.us or 954.777.4208.

Please note, the dates shown in this report are a snapshot and dates can change frequently. Updated reports are requested monthly from FDOT.

FM #	Location	Type of Work	Lead Agency	Phase Milestone	Date
SIS Capacity					
4369631	I-95 AT 6TH AVE S	INTERCHANGE - ADD LANES	FDOT	Biddability	5/4/2022
4132581	I-95 AT LANTANA RD	INTERCHANGE - ADD LANES	FDOT	Initial Engineering	5/6/2022
4475471	FOREST HILL BLVD/SR-882 AT I-95 INTERCHANGE	INTERSECTION IMPROVEMENT	FDOT	Kickoff Meeting	5/19/2022
4441211	I-95 AT BELVEDERE RD SB OFF RAMP	PRELIMINARY ENGINEERING	FDOT	Public Information Workshop	5/24/2022
4127331	I-95 AT 10TH AVE N	INTERCHANGE - ADD LANES	FDOT	Initial Engineering	5/25/2022
4441211	I-95 AT BELVEDERE RD SB OFF RAMP	PRELIMINARY ENGINEERING	FDOT	PSE Meeting	6/1/2022
4397581	I-95 AT INDIANTOWN RD	INTERCHANGE - ADD LANES	FDOT	Public Information Workshop	6/7/2022
4441211	I-95 AT BELVEDERE RD SB OFF RAMP	PRELIMINARY ENGINEERING	FDOT	Biddability	6/10/2022
4397581	I-95 AT INDIANTOWN RD	INTERCHANGE - ADD LANES	FDOT	PSE Meeting	6/14/2022
4372791	I-95 AT WOOLBRIGHT RD	INTERCHANGE - ADD LANES	FDOT	Initial Engineering	6/22/2022
4353842	I-95 AT LINTON BLVD	INTERCHANGE IMPROVEMENT	FDOT	Initial Field Review	6/24/2022
4435901	I-95 AT PGA BLVD	ADD SPECIAL USE LANE	FDOT	Construction Notice to Proceed (NTP)	7/13/2022
4465511	BEELINE HWY/SR-710 FROM MARTIN COUNTY LINE TO OLD DIXIE HIGHWAY	ARTERIAL TRAFFIC MGMT SYSTEMS	FDOT	Initial Engineering	7/25/2022
State Road Modifications					
4405752	ATLANTIC AVE/SR-806 FROM EAST OF LYONS RD TO TURNPIKE	PD&E/EMO STUDY	FDOT	Initial Field Review	5/13/2022
2296584	ATLANTIC AVE/SR-806 FROM SR-7/US-441 TO WEST OF LYONS RD	ADD LANES & RECONSTRUCT	FDOT	Public Information Workshop	5/18/2022
4383864	US-1 FROM PALMETTO PARK RD TO NORTHLAKE BLVD	PUBLIC TRANSPORTATION SHELTER	FDOT	Agency Scope Review	5/25/2022
4416321	LAKE WORTH RD/SR-802 FR RAULERSON DR TO PALM BEACH STATE COLLEGE ENT	RESURFACING	FDOT	Letting	5/25/2022
4440791	BOYNTON BEACH FROM I-95 TO US-1 AND NEARBY STREETS	BIKE LANE/SIDEWALK	FDOT	Constructability Plans	6/22/2022
4405755	ATLANTIC AVE/SR-806 FROM CUMBERLAND DR TO JOG RD	ADD LANES & RECONSTRUCT	FDOT	Initial Engineering	7/5/2022
2296584	ATLANTIC AVE/SR-806 FROM SR-7/US-441 TO WEST OF LYONS RD	ADD LANES & RECONSTRUCT	FDOT	Constructability Plans	7/15/2022
Local Initiatives Program					
4400451	CITYWIDE PEDESTRIAN FACILITIES FOR INDIAN TRAIL IMPROVEMENT DISTRICT	PED FACILITIES	FDOT	Letting	5/25/2022
4460921	OKEECHOBEE BLVD AT FOLSOM RD	ROUNDBOUT	PALM BEACH COUNTY	Kickoff Meeting	6/9/2022
4443771	GERMANTOWN RD FROM OLD GERMANTOWN RD TO S CONGRESS AVE	BIKE PATH/TRAIL	DELRAY BEACH	Kickoff Meeting	6/16/2022
4400451	CITYWIDE PEDESTRIAN FACILITIES FOR INDIAN TRAIL IMPROVEMENT DISTRICT	PED FACILITIES	FDOT	Construction Notice to Proceed (NTP)	6/27/2022
Transportation Alternatives Program					
4460771	SEMINOLE BLVD FROM OSWEGO AVE TO OKEECHOBEE BLVD	SIDEWALK	PALM BEACH COUNTY	Production	5/2/2022

FM #	Location	Type of Work	Lead Agency	Phase Milestone	Date
4460781	SE 1ST ST FROM BOYNTON BEACH BLVD TO WOOLBRIGHT RD	BIKE PATH/TRAIL	BOYNTON BEACH	Production	5/2/2022
4460801	OKEECHOBEE BLVD FROM A RD TO FOLSOM RD	BIKE PATH/TRAIL	PALM BEACH COUNTY	Kickoff Meeting	6/9/2022
Other FDOT & Local Projects					
4378781	MILITARY TRAIL/SR 809 AT FOREST HILL BLVD	INTERSECTION IMPROVEMENT	FDOT	Letting	5/6/2022
4470011	INTERSECTION LIGHTING RETROFIT IMPROVEMENT	LIGHTING	FDOT	Initial Field Review	5/11/2022
4475451	OKEECHOBEE BLVD/SR-704 FROM EAST OF MILITARY TRL TO I-95	LIGHTING	FDOT	Kickoff Meeting	5/19/2022
4475531	US-1/DIXIE HWY FROM NORTH OF LUCERNE AVE TO WPB CANAL	LIGHTING	FDOT	Kickoff Meeting	5/19/2022
4481361	SR-25/US-27 AT 27 MILES NORTH OF THE I-75/US-27 INTERCHANGE	NEW BRIDGE - NO ADDED CAPACITY	FDOT	Initial Field Review	5/24/2022
4456281	INTERSECTION LIGHTING IMPROVEMENTS- PALM BEACH COUNTY	LIGHTING	FDOT	Initial Engineering	5/24/2022
4417551	US-1/SR-5 FROM BROWARD COUNTY LINE TO SPANISH RIVER BLVD	ARTERIAL TRAFFIC MGMT SYSTEMS	FDOT	Production	6/6/2022
4438431	LAKE WORTH RD/SR-802 AT HAVERHILL RD	WIDEN/RESURFACE EXIST LANES	FDOT	Biddability	6/9/2022
4378781	MILITARY TRAIL/SR 809 AT FOREST HILL BLVD	INTERSECTION IMPROVEMENT	FDOT	Construction Notice to Proceed (NTP)	7/6/2022
4475511	I-95 FROM 12TH AVE S TO 10TH AVE N	LIGHTING	FDOT	Initial Field Review	7/7/2022
4475491	FOREST HILL BLVD/SR-882 FROM OLIVE TREE BLVD TO JOG RD	LIGHTING	FDOT	Initial Field Review	7/8/2022
4492831	ATLANTIC AVE/SR-806 AT HOMEWOOD BLVD,SR-704 @ HAVERHILL RD	TRAFFIC SIGNAL UPDATE	FDOT	Multimodal Checklist	7/26/2022
Major Maintenance					
4476621	A1A FROM LINTON BLVD TO E ATLANTIC AVE	RESURFACING	FDOT	Initial Field Review	5/2/2022
4460971	BEELINE HWY/SR-710 FROM E OF PRATT & WHITNEY TO E OF RAILROAD TRACKS	RESURFACING	FDOT	Production	5/2/2022
4461761	A1A FROM S OF JOHN D MACARTHUR ENTRANCE TO PORTAGE LANDING NORTH	RESURFACING	FDOT	Initial Engineering	5/4/2022
4457691	A1A / BLUE HERON BLVD OVER INTRACOASTAL WATERWAY	BRIDGE-REPAIR/REHABILITATION	FDOT	Public Information Workshop	5/4/2022
4461771	SR-7/US-441 FROM NORTH OF SOUTHERN BLVD/SR-80 TO OKEECHOBEE BLVD/SR-704	RESURFACING	FDOT	PSE Meeting	5/16/2022
4461731	FEDERAL HWY FROM S OF 10TH AVE SOUTH TO 6TH AVE N	RESURFACING	FDOT	Initial Engineering	5/16/2022
4476711	OKEECHOBEE BLVD/SR-704 FROM W OF I-95 TO AUSTRALIAN AVE	RESURFACING	FDOT	Initial Field Review	5/26/2022
4476671	BOYNTON BEACH BLVD/SR-804 FROM N CONGRESS AVE TO NW 8TH ST	RESURFACING	FDOT	Kickoff Meeting	6/2/2022
4476601	SR-5/FEDERAL HWY FROM 6TH AVE N TO ARLINGTON RD	RESURFACING	FDOT	Kickoff Meeting	6/2/2022
4461011	SR-80/US-98 FROM EAST OF PARKER AVE TO WEST OF WASHINGTON RD	RESURFACING	FDOT	Production	6/6/2022
4460991	US-1 FROM N QUADRILLE BLVD TO PALM BEACH LAKES BLVD	RESURFACING	FDOT	PSE Meeting	6/6/2022
4457691	A1A / BLUE HERON BLVD OVER INTRACOASTAL WATERWAY	BRIDGE-REPAIR/REHABILITATION	FDOT	Biddability	6/6/2022
4461012	SR-80/US-98 FROM EAST OF PARKER AVE TO WEST OF WASHINGTON RD	BRIDGE REHABILITATION	FDOT	Production	6/6/2022

FM #	Location	Type of Work	Lead Agency	Phase Milestone	Date
4461771	SR-7/US-441 FROM NORTH OF SOUTHERN BLVD/SR-80 TO OKEECHOBEE BLVD/SR-704	RESURFACING	FDOT	Biddability	6/9/2022
4428911	US-1 OVER EARMAN RIVER BRIDGE	BRIDGE REPLACEMENT	FDOT	Biddability	6/9/2022
4476581	US-1 FROM BAILEY ST TO HARBOURSIDE DR	RESURFACING	FDOT	Initial Field Review	6/10/2022
4414661	SPANISH RIVER BLVD/SR-800 OVER ICWW	BRIDGE-REPAIR/REHABILITATION	FDOT	PSE Meeting	6/15/2022
4439941	SR-15/US-441 FROM SOUTH OF SHIRLEY DR TO EAST MAIN ST	RESURFACING	FDOT	Construction Notice to Proceed (NTP)	6/24/2022
4414661	SPANISH RIVER BLVD/SR-800 OVER ICWW	BRIDGE-REPAIR/REHABILITATION	FDOT	Biddability	7/1/2022
4461001	SR-80 FROM SR-25/US-27 TO EAST OF GLADES GLEN DR	RESURFACING	FDOT	Public Information Workshop	7/5/2022
4398451	SR-715 FROM SR-80 TO W OF CANAL ST SOUTH	RESURFACING	FDOT	Public Information Workshop	7/5/2022
4484371	BOYNTON BCH BLVD/SR-804 FROM ORCHID GROVE TRAIL TO W OF PALM ISLES DR	RESURFACING	FDOT	Agency Scope Review	7/6/2022
4484151	US-1/SR-5 FROM BELVEDERE RD TO SR-704/LAKEVIEW AVE	RESURFACING	FDOT	Agency Scope Review	7/6/2022
4460991	US-1 FROM N QUADRILLE BLVD TO PALM BEACH LAKES BLVD	RESURFACING	FDOT	Biddability	7/7/2022
4461031	MILITARY TRAIL FROM SOUTH OF DEVONS RD TO NORTH OF FLAG DR	RESURFACING	FDOT	Biddability	7/7/2022
4461001	SR-80 FROM SR-25/US-27 TO EAST OF GLADES GLEN DR	RESURFACING	FDOT	PSE Meeting	7/12/2022
4398451	SR-715 FROM SR-80 TO W OF CANAL ST SOUTH	RESURFACING	FDOT	PSE Meeting	7/12/2022
4398451	SR-715 FROM SR-80 TO W OF CANAL ST SOUTH	RESURFACING	FDOT	Biddability	7/21/2022
4461001	SR-80 FROM SR-25/US-27 TO EAST OF GLADES GLEN DR	RESURFACING	FDOT	Biddability	7/21/2022