

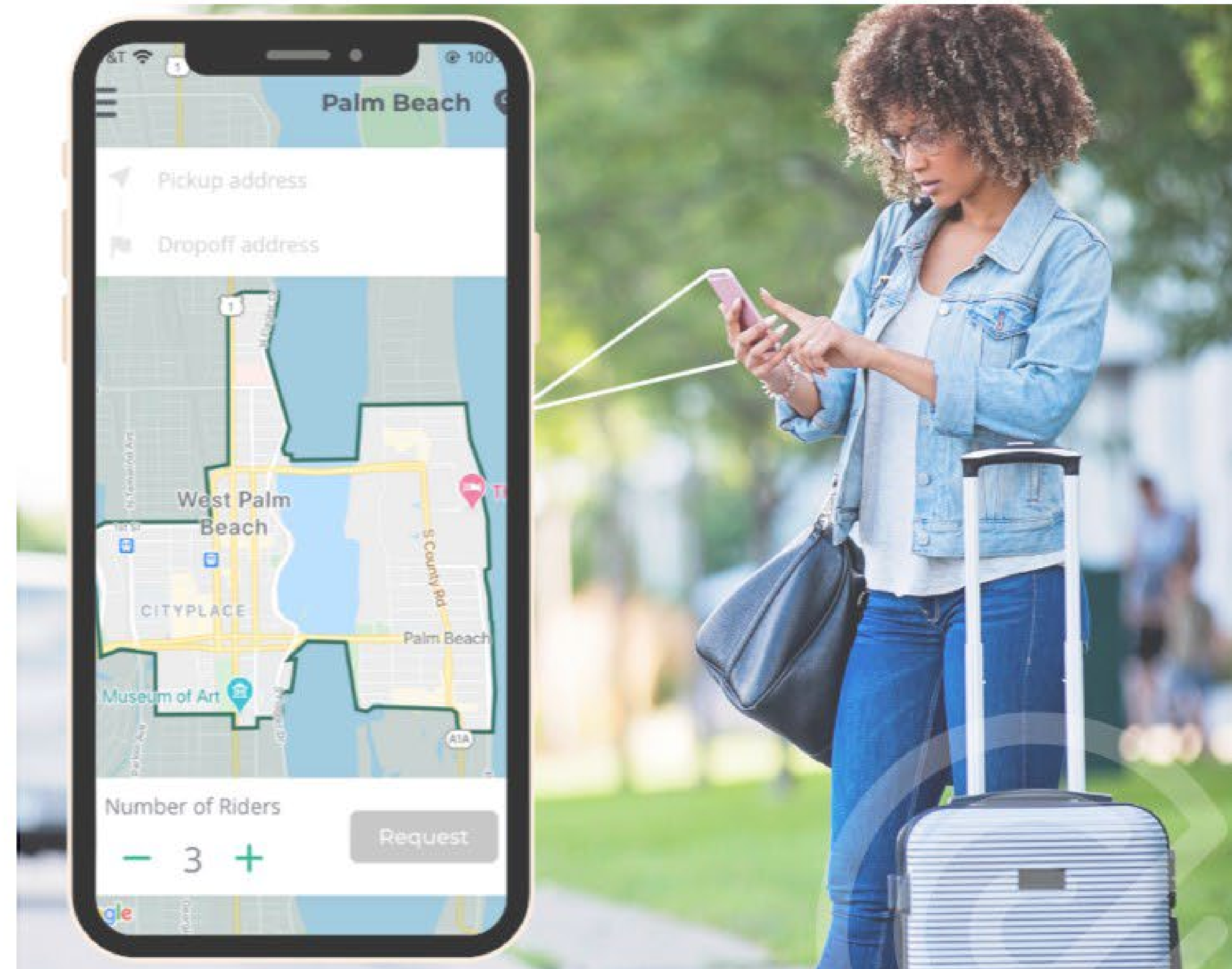


Mobility & Economic Development Panel

Last-mile Solutions
That Change How Cities Move

Circuit Transit Inc. 2022

Transforming
short distance
transportation with **tech-
enabled, shared,
EV mobility solutions.**





Traffic is harming our communities, environment and quality of life

62% of GHG emissions

produced by cities, mainly due to the transportation sector (UN)

56h average time

US commuters spend in traffic/year (CNN)

\$305bn/year US

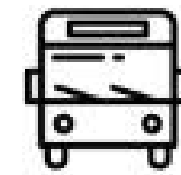
cost of congestion (INRI) as cities grow faster than their infrastructure

Short Distance Trips are a Big Problem



TNCs (Uber & Lyft)

160% increase in urban traffic (Schaller)
40% increase in costs YOY (NYTimes)



Antiquated Local Transit

Declining bus ridership since 2013 (NYTimes)
Indirect for Riders, Expensive for Providers

1/3 of all vehicle trips (**150bn/yr**)
in the US are 2 miles or less (USDOT)



Last-mile deliveries

53% of delivery cost is the last mile
Increasing Traffic and Pollution (BI)

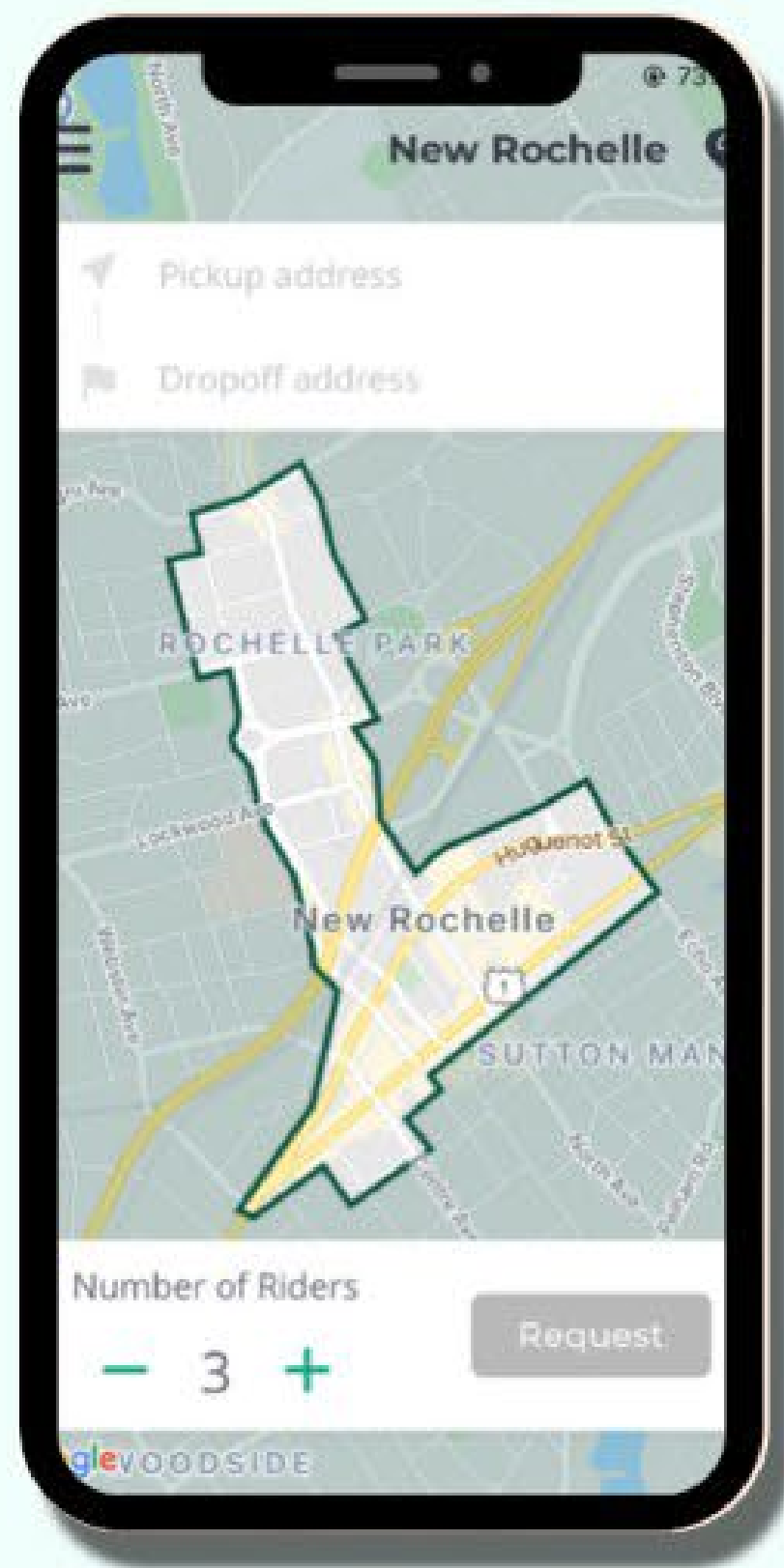


Personal cars

76% of americans still drive
themselves to work (Citylab)

Helping to solve **the last-mile problem** that's driving the urban transportation crisis

We work with cities and private companies to build and deploy on-demand, electric shuttle solutions.



Shared, On-Demand Shuttle Services

- Shared rides in geo-fenced coverage areas
- On-demand ux with quality control, jobs, traffic reduction

Turnkey Solutions for B2B & B2G Partners

- App, Vehicles, W2 Drivers, Insurance, Management and Data
- Solutions deployed in 60 days or less

Greener, Cheaper, Easier

- 100% Electric
- 5X less to operate than buses or TNCs
- Accessible and Free/Low Cost for riders

The First/Last Mile

Balancing Rider Preferences with City Needs



CONNECT & COMPLEMENT
Rides to Trains and Bus Lines



SHARED RIDES
On-Demand with Less VMTs



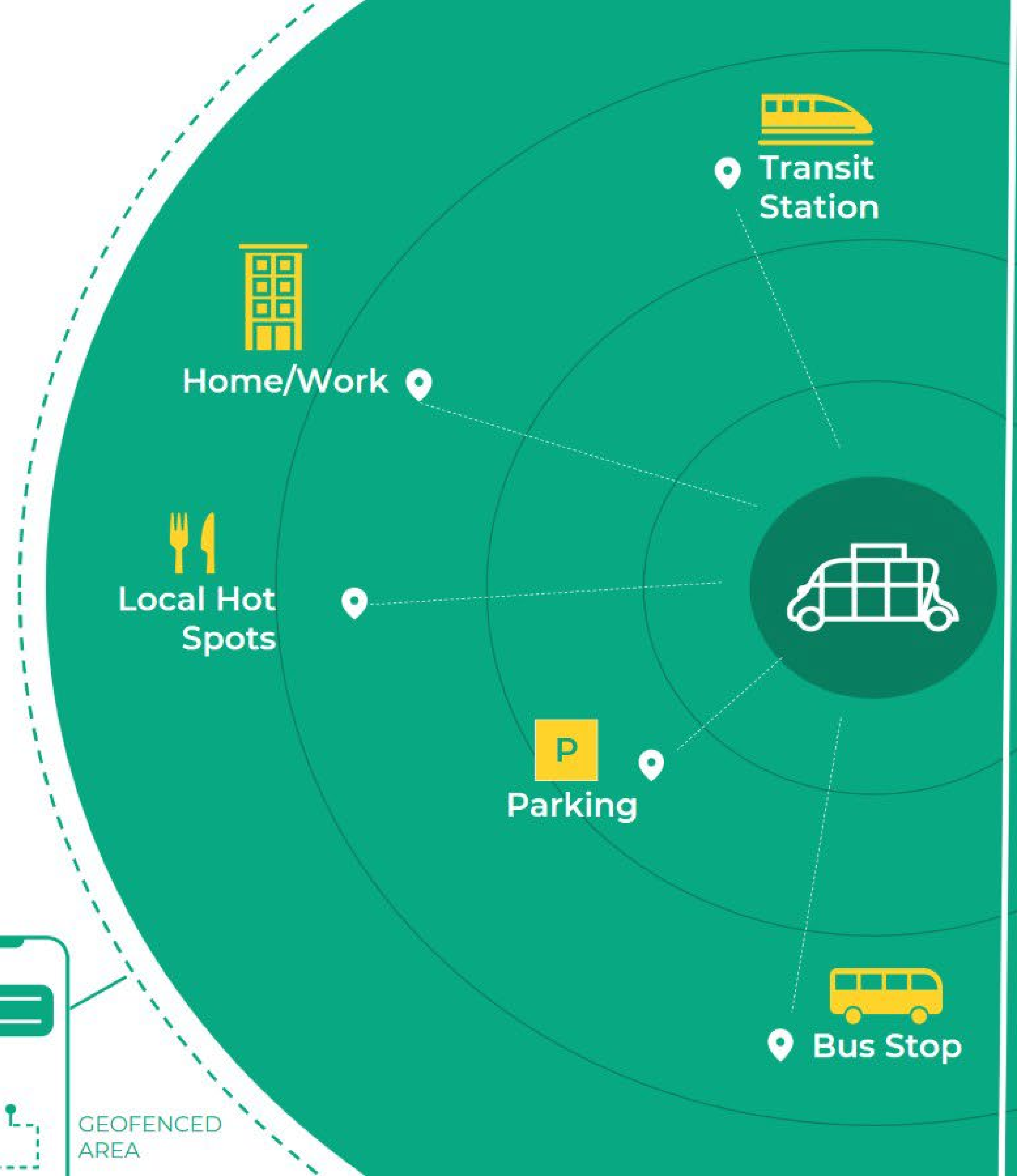
PARK ONCE
30% of Urban Traffic caused by looking for parking.



SUSTAINABILITY
100% Electric



GEOFENCED
AREA




Cities, Agencies, Private Partners

PPP Service Contracts



They're like Uber but free: New electric shuttles popping up all over South Florida



Subsidized by Advertising Partners

Brand Engagement + Outdoor Media



Engaging Riders

Capturing Rider Experience



Reducing Program Costs

Outdoor Media, Experiential,
Digital Marketing



Supporting Local Businesses

Using App Data to Drive Returns

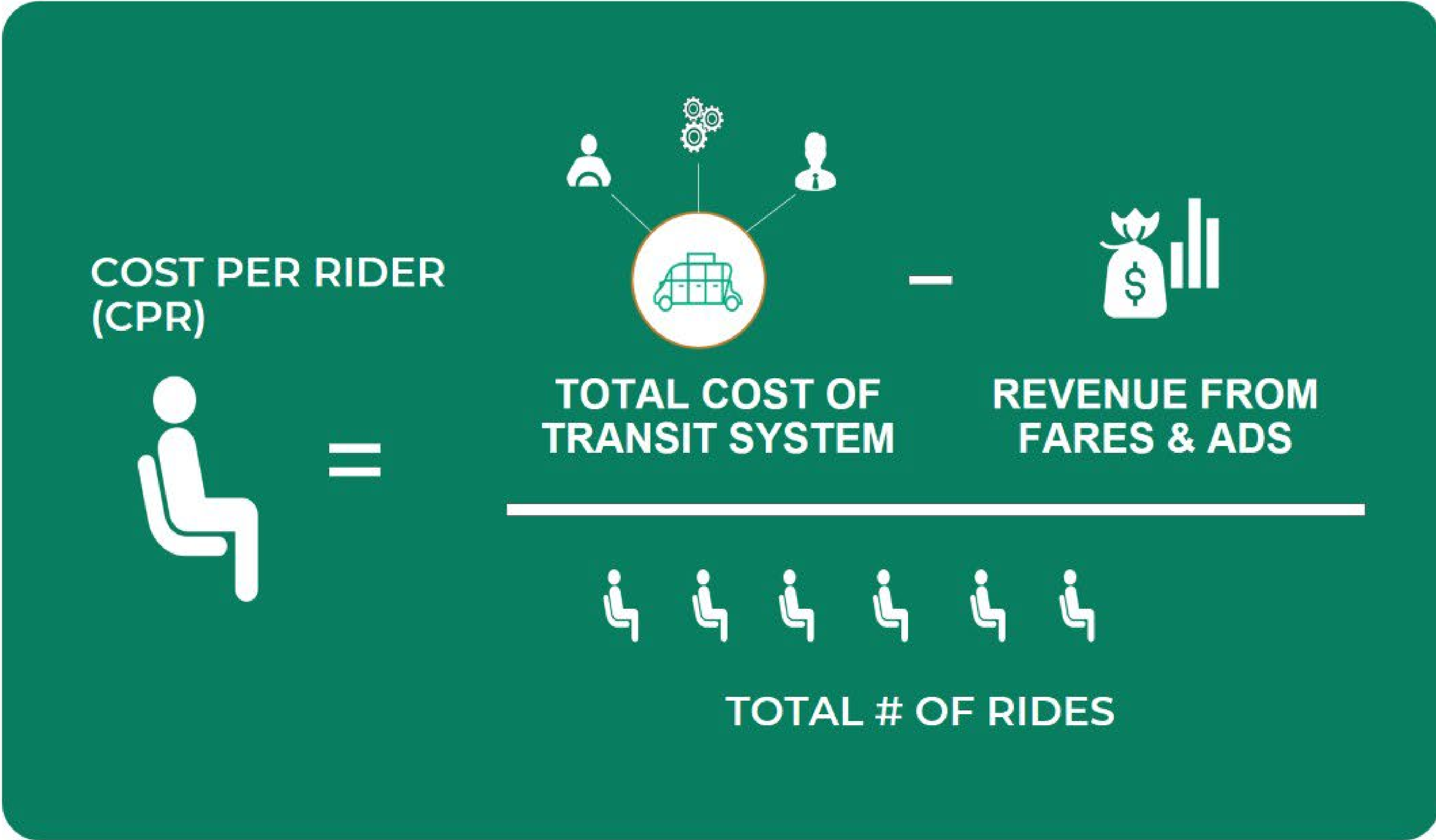
People Like Options

Many Ways to Move 2 Miles



More Riders, Lower Costs

Increase Ridership, Reduce Cost Per Rider



Market Highlights

HOLLYWOOD BEACH

- 15k riders/month
- 30% Savings / 80% CPR Savings
- Over 1500 Grocery Boxes delivered during Covid



POMPANO BEACH

- 2000+ riders/car/Month
- \$2.28 Cost Per Rider (all In)
- Lowest CPR of any known on-demand system in US



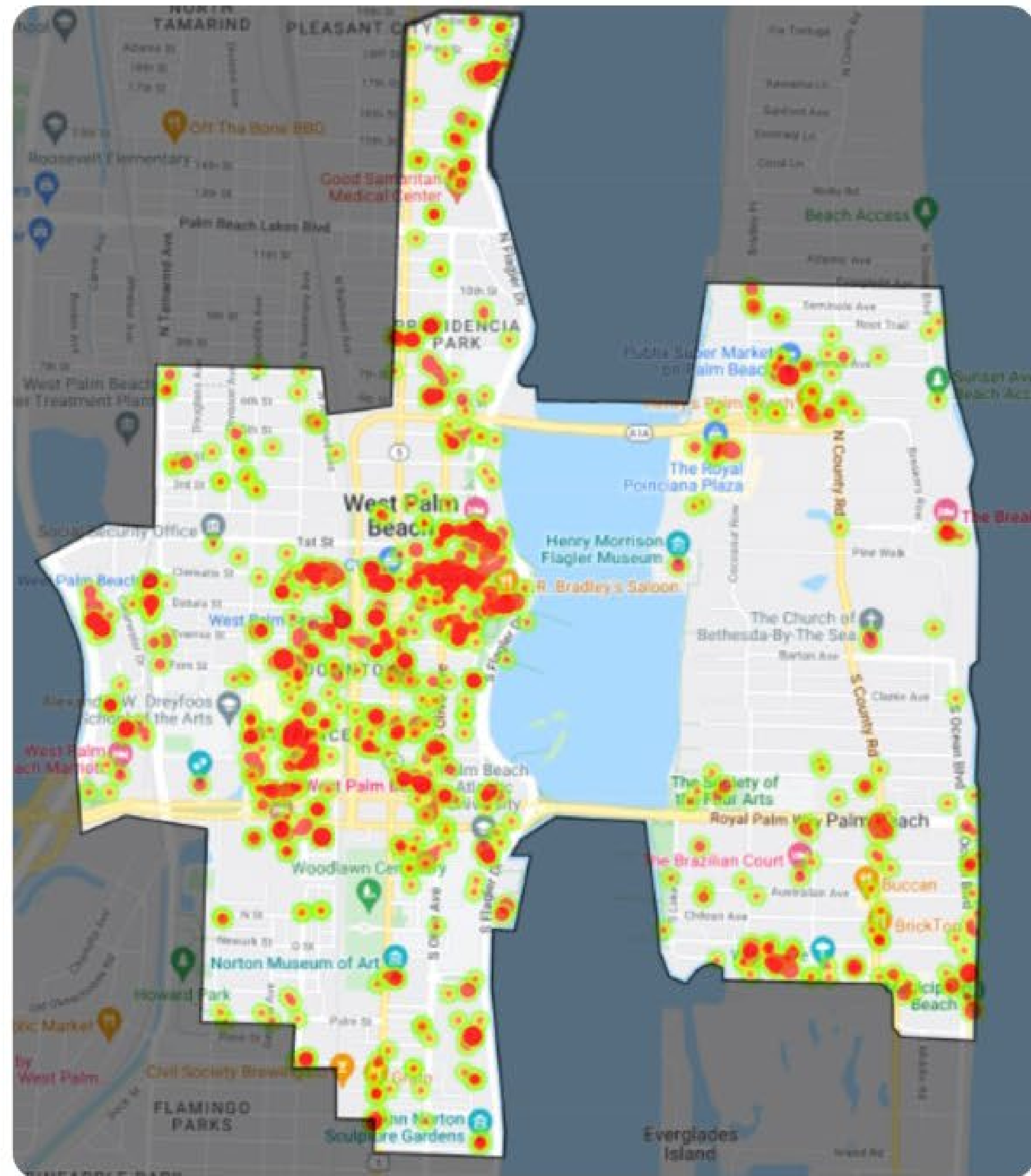
Market Highlights

WEST PALM BEACH

3 DDA Cars On-Demand
7 Days/Week \$0 Fare

Highlights

- Over 5900 Riders in Feb '22
- Ridership growing 15% +/-month in 2022 after 300% increase in '21
- W2 Local Employees



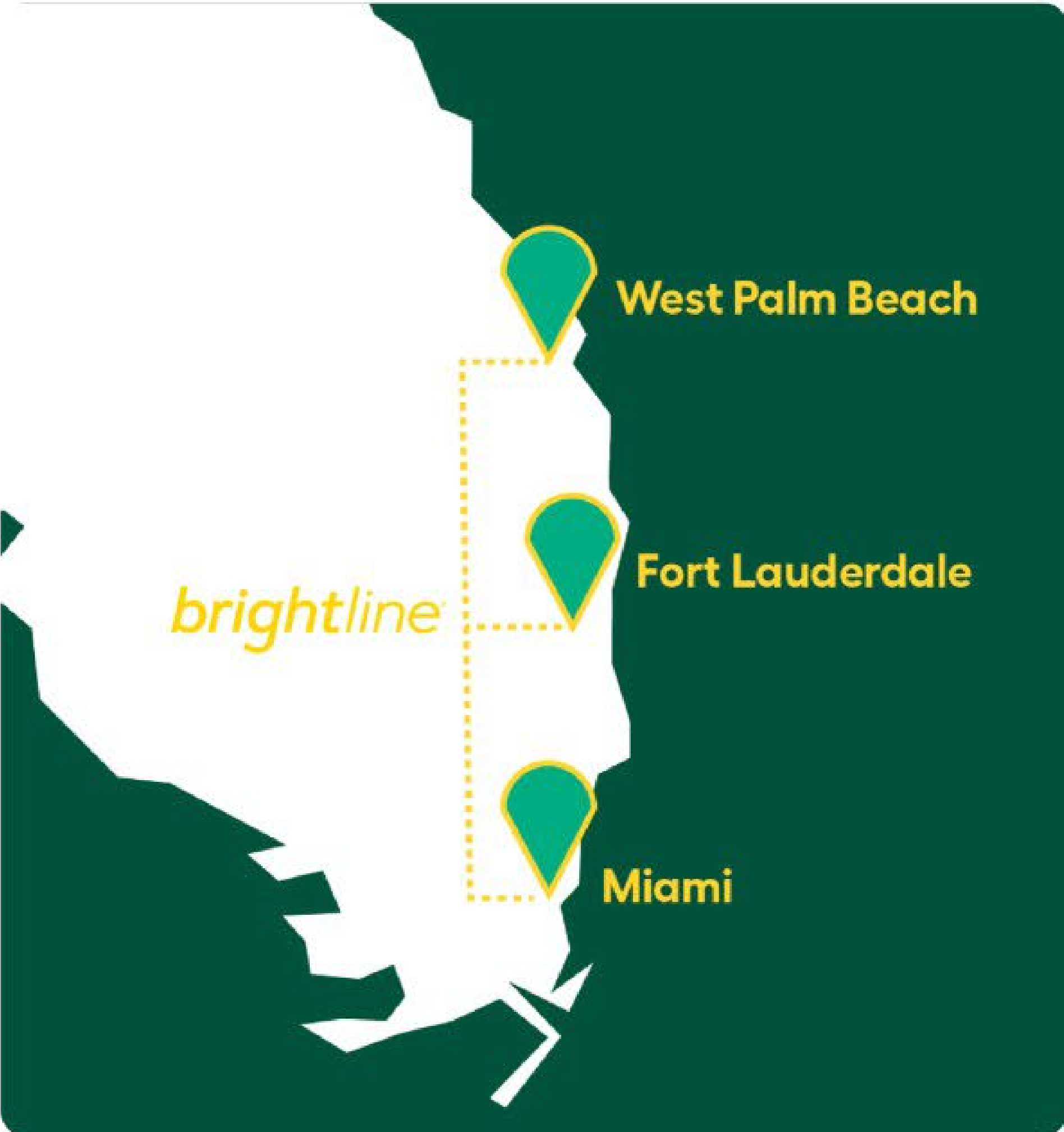
Connecting the Region

with Brightline+



BRIGHTLINE+

- Miami, Ft Lauderdale, West Palm Beach
- GEMs, Teslas, Vans
- End-to-End Customer Experience
- Riders / Car / Month

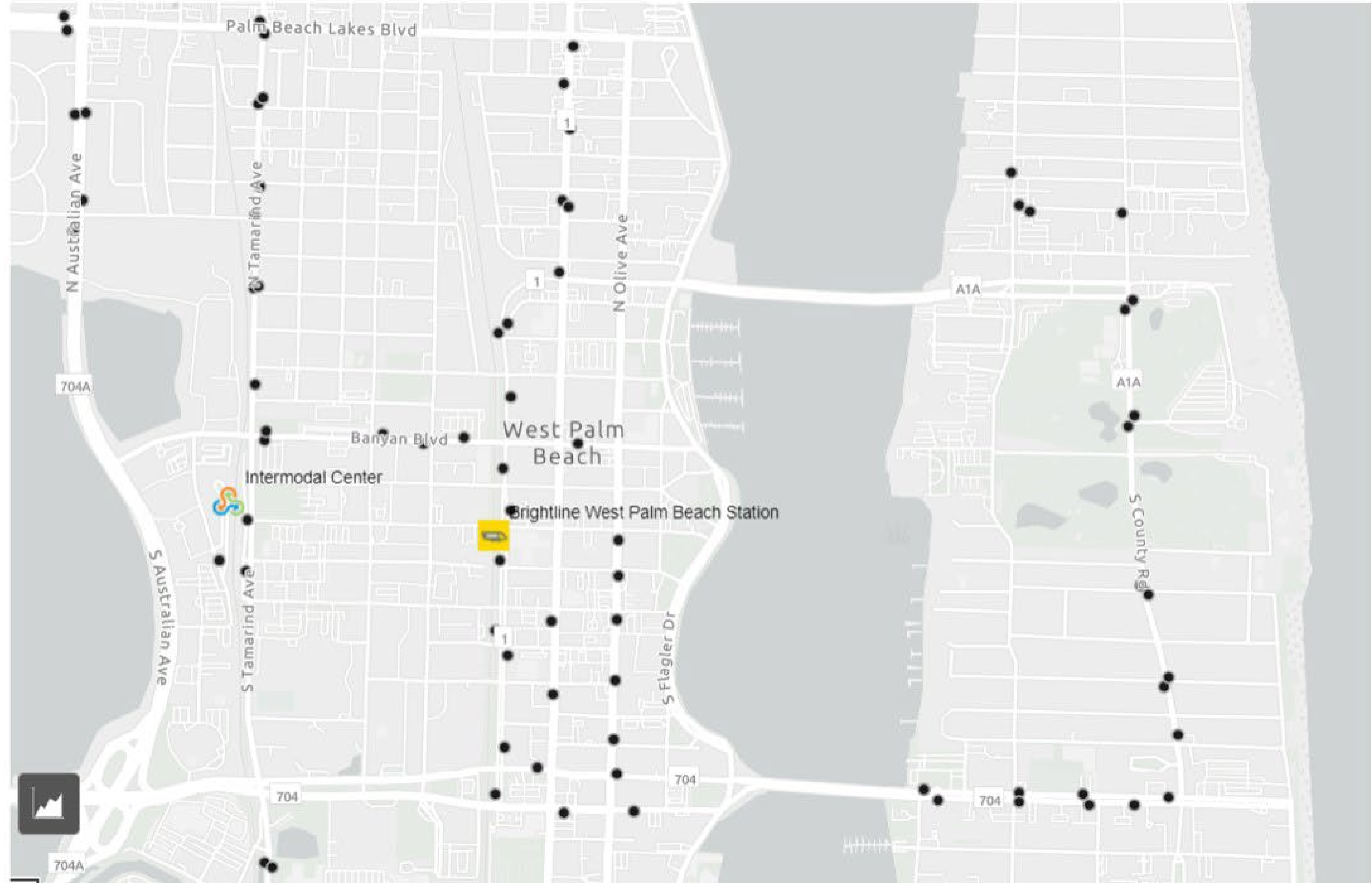


The Last-Mile "GLUE"

Bridging Gaps to Existing Transit Stops

Map Includes

- Palm Tran Bus Stops
- Brightline
- Tri-Rail



Making an Impact

For Multiple Stakeholders



The Environment

- More Rides, Less Cars
- Reducing Congestion & Emissions with shared rides
- 520 Metric Tons of CO2 Avoided in 2021



Local Economies

- Local Job Creation
- Promoting Local Businesses
- Data for Planning
- Low-Cost Options for Cities
- For every \$1 a City spends on transportation it can expect a \$5 return in economic activity - APTA



Access & Mobility

- Connections for commuters, LMI neighborhoods.
- ADA options available
- Access for unbanked users
- Reducing transit deserts, commuting costs and times



Thank You!

Alex@ridecircuit.com

www.ridecircuit.com

