



CITIZEN'S ADVISORY COMMITTEE (CAC) AGENDA

DATE: Wednesday, July 6, 2022
TIME: 1:30 p.m.
PLACE: 301 Datura Street, West Palm Beach, FL 33401

Attendees may not enter the TPA workplace if in the previous 5 days, they have tested positive for COVID-19, exhibited symptoms of COVID-19, or been in close contact with someone with COVID-19 and are unvaccinated.

To promote awareness of multimodal options for in-person attendance, a map of transportation facilities and services around the TPA Office is provided on page 3.

Members of the public can also join the meeting virtually in the following ways:

- Via Zoom app using Webinar ID: 896-4086-5526 and Password: 821715
- Via web browser at PalmBeachTPA.org/CAC-Meeting
- Via phone at 1-646-558-8656 using the above Webinar ID and Password
- View a live simulcast at PalmBeachTPA.org/LIVE

For assistance joining the virtual meeting, call 561-725-0800 or e-mail info@PalmBeachTPA.org.

1. REGULAR ITEMS

- A. Call to Order and Roll Call
- B. Modifications to the Agenda
- C. MOTION TO APPROVE Minutes for June 1, 2022
- D. General Public Comments and Public Comments on Agenda Items

Members of the public are invited to offer general comments and/or comments or questions on specific agenda items as follows:

- A written document, comment and/or question may be submitted at PalmBeachTPA.org/CAC-comment at any time prior to the commencement of the relevant agenda item.
- A verbal comment may be provided by a virtual attendee using the raise hand feature in the Zoom platform.
- A verbal comment may be provided by an in-person attendee submitting a comment card available at the welcome table.

Note that the Chair may limit comments to 3 minutes or less depending on meeting attendance.

- E. Comments from the Chair and Member Comments
- F. CAC Liaison's Report

2. ACTION ITEMS

A. MOTION TO RECOMMEND ADOPTION of the Fiscal Year (FY) 24-28 List of Priority Projects (LOPP)

The LOPP guides development of the Florida Department of Transportation (FDOT) Five-Year Work Program and the TPA's Transportation Improvement Program (TIP). Florida Statutes require the TPA to annually adopt and transmit the LOPP to FDOT. The TPA and FDOT have mutually agreed to a deadline of August 1. The list of projects is consistent with the TPA's adopted Long Range Transportation Plan (LRTP) and its associated goals, objectives, and targets.

The draft FY 24-28 LOPP is organized into State Road Modifications, Local Initiatives Projects, and Transportation Alternative Projects. The list identifies the additional funding needs of those projects previously approved by the TPA and requests funding for several new projects. The draft LOPP is attached.

B. MOTION TO RECOMMEND APPROVAL of the FY 23 Strategic Plan

The TPA's Strategic Plan identifies specific and relevant actions that advance the TPA's mission and vision. The Plan is annually reviewed by the TPA's Executive Committee and updated for the upcoming fiscal year. TPA staff will highlight significant events in FY 22 and review proposed updates in the attached FY 23 Strategic Plan.

C. MOTION TO RECOMMEND RATIFICATION of FY 2021-2022 Unified Planning Work Program (UPWP) Revision #4 Amendment

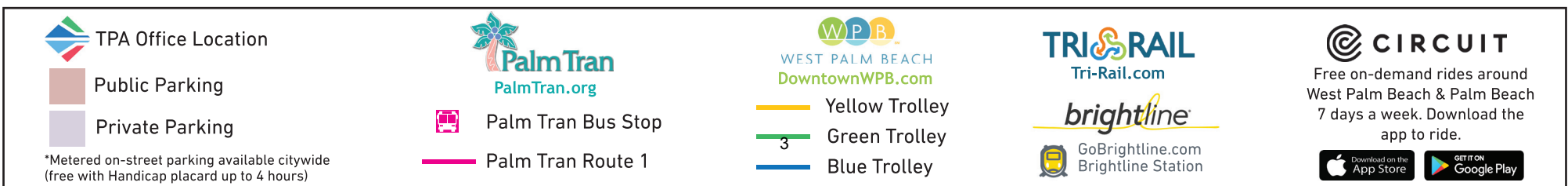
The UPWP is the 2-year business plan and budget for the TPA's planning activities. TPA staff will present the UPWP Revision #4 Amendment attached that was executed per TPA Operating Procedures Section 6.3 to close out the FY 2021–2022 UPWP, which ended on June 30, 2022.

3. INFORMATION ITEMS

There are no information items on this agenda.

4. ADMINISTRATIVE ITEMS

- A. Governing Board Summary Points – June 16, 2022
- B. FDOT Scheduling Report – July 2022
- C. Public Involvement Activity Report (PIAR) – May 2022
- D. Ped/Bike Quarterly Fatal Crash Analysis
- E. FY 22 Annual Report
- F. Next Meeting – **September 7, 2022 (No August meeting)**
- G. Adjournment



CHAIR

Uyen Dang

Nominated by the City of Boca Raton

VICE CHAIR

Albert Richwagen

Nominated by the City of Delray Beach

VACANT

Nominated by the City of Belle Glade

James Bonfiglio

Nominated by Palm Beach County – District 5

Ryan Rossi

Nominated by the City of Boca Raton

Richard Vassalotti, II

Nominated by Palm Beach County – District 6

Michael Fitzpatrick

Nominated by the City of Boynton Beach

Varisa Dass

Nominated by Port of Palm Beach

VACANT

Nominated by the City of Greenacres

Sammie Brown

Nominated by City of Riviera Beach

VACANT

Nominated by the Town of Jupiter

Mark Forrest

Nominated by Village of Royal Palm Beach

VACANT

Nominated by the City of Lake Worth Beach

Vijay Mishra

Nominated by Village of Wellington

James Garvin

Nominated by the City of Palm Beach Gardens

Francisco Gil

Nominated by the City of West Palm Beach

Marc Bruner

Nominated by the Village of Palm Springs

Myron Uman

Nominated by the City of West Palm Beach

Ramona Bean

Nominated by Palm Beach County – District 1

Terry Brown

Nominated prior to current Operating Procedures

Paula Ryan

Nominated by Palm Beach County – District 2

Greg Fagan

Nominated prior to current Operating Procedures

Jim Knight

Nominated by Palm Beach County – District 4

NOTICE

In accordance with Section 286.0105, *Florida Statutes*, if a person decides to appeal any decision made by the board, agency, or commission with respect to any matter considered at such meeting or hearing, they will need a record of the proceedings, and that, for such purposes, they may need to ensure that a verbatim record of the proceedings is made, which record includes the testimony and evidence upon which the appeal is to be based.

Public participation is solicited without regard to race, color, national origin, age, sex, religion, disability or family status. Persons who require a printed copy of the agenda package, require special accommodations under the Americans with Disabilities Act or require translation services for a meeting (free of charge) must call 561-725-0800 or email Info@PalmBeachTPA.org at least five business days in advance. Hearing impaired individuals are requested to telephone the Florida Relay System at #711.

**OFFICIAL MEETING MINUTES OF THE
CITIZEN'S ADVISORY COMMITTEE (CAC)**

Wednesday, June 1, 2022

301 Datura Street, West Palm Beach, FL 33401
Meeting was also conducted virtually via Zoom.

*These minutes are a summary of the meeting events and may not reflect all discussion that occurred.
PDF versions of the agenda, backup material and presentations as well as audio recordings are available for review at
PalmBeachTPA.org/CAC*

1. REGULAR ITEMS

1.A. Call to Order and Roll Call

CHAIR DANG called the meeting to order at 1:32 p.m. and provided an overview of the meeting procedures.

The Recording Secretary called the roll, an in-person quorum was not present as depicted in the table below.

Member	Roll Call	Member	Roll Call	Member	Roll Call
Ryan Rossi	A	Richard Vassalotti	A	Greg Fagan	A
Michael Fitzpatrick	P	Varisa Dass	A	Belle Glade – VACANT	A
James Garvin	P	Sammie Brown	A	Greenacres – VACANT	A
Marc Bruner	P	Mark Forrest	P	Jupiter - VACANT	A
Ramona Bean	A	Vijay Mishra	A	Lake Worth Beach - VACANT	A
Paula Ryan	A	Francisco Gil	A	Albert Richwagen	A
Jim Knight	P	Myron Uman	A	Uyen Dang	P
James Bonfiglio	P	Terry Brown	A		

P = Present, A = Absent

1.B. Modifications to the Agenda

The Recording Secretary stated that Terry Brown requested permission to participate remotely due to his limited physical mobility and the site's lack of parking for disabled individuals. Richard Vassalotti requested permission to participate remotely due to childcare needs at home. Vijay Mishra requested permission to participate remotely due to childcare needs at home. Paula Ryan requested permission to participate remotely due to travel.

There were no objections to their virtual participation, and the members were permitted to join the meeting.

CHAIR DANG noted the agenda would be reordered to hear information items first while the committee waited for a quorum to be present in person.

1.E. Comments from the Chair and Member Comments

MICHAEL FITZPATRICK notified the committee that he will need to leave the meeting by 3:15 p.m. for an appointment.

1.F. CAC Liaison's Report

JASON PRICE, TPA Transportation Improvement Plan (TIP) Coordinator, reviewed items from the Liaison's Report. The full report can be viewed at PalmBeachTPA.org/CAC.

There were no public or member comments on this item.

Sammie Brown, Greg Fagan, Ryan Rossi, and Varisa Dass joined the meeting in-person, and a quorum was present.

1.C. APPROVED Minutes for May 4, 2022

MOTION to approve the minutes made by Paula Ryan and seconded by Michael Fitzpatrick. A verbal vote was taken and carried unanimously 16-0 as depicted in the table below.

Member	Vote	Member	Vote	Member	Vote
Ryan Rossi	Y	Richard Vassalotti	Y	Greg Fagan	Y
Michael Fitzpatrick	Y	Varisa Dass	Y	Belle Glade – VACANT	A
James Garvin	Y	Sammie Brown	Y	Greenacres – VACANT	A
Marc Bruner	Y	Mark Forrest	Y	Jupiter - VACANT	A
Ramona Bean	Y	Vijay Mishra	Y	Lake Worth Beach - VACANT	A
Paula Ryan	Y	Francisco Gil	A	Albert Richwagen	A
Jim Knight	Y	Myron Uman	A	Uyen Dang	Y
James Bonfiglio	Y	Terry Brown	Y		

Y = Yes, N = No, A = Absent, ABST = Abstain

1.D. General Public Comments and Public Comments on Agenda Items

There were no general public comments received.

1.E. Comments from the Chair and Member Comments

CHAIR DANG welcomed Sammie Brown as the newest appointment from Riviera Beach and Varisa Dass as the newest appointment from the Port of Palm Beach.

The members present provided introductions and a brief background of their credentials.

2. ACTION ITEMS**2.A. RECOMMENDED ADOPTION of Amendment #4 to the TPA's Fiscal Year (FY) 22-26 Transportation Improvement Program (TIP)**

JASON PRICE provided a PowerPoint presentation that can be viewed at PalmBeachTPA.org/CAC. The TIP is the TPA's five-year funding program for transportation projects in Palm Beach County. The amendment request included:

- Modifying an existing project – I-95 at Belvedere Rd (FM# 444121-1)
- Adding a new project – I-95 at PGA Blvd (FM# 449280-1)

There were no public comments on this item.

Member discussion ensued on prioritization of the PGA off-ramp and pavement on PGA Blvd.

MOTION to Recommend Adoption of Amendment #4 to the TPA's FY 22-26 TIP made by James Garvin, seconded by Ryan Rossi, and carried unanimously 16-0, as depicted in the table below.

Member	Vote	Member	Vote	Member	Vote
Ryan Rossi	Y	Richard Vassalotti	Y	Greg Fagan	Y
Michael Fitzpatrick	Y	Varisa Dass	Y	Belle Glade – VACANT	A
James Garvin	Y	Sammie Brown	Y	Greenacres – VACANT	A
Marc Bruner	Y	Mark Forrest	Y	Jupiter - VACANT	A
Ramona Bean	Y	Vijay Mishra	Y	Lake Worth Beach - VACANT	A
Paula Ryan	Y	Francisco Gil	A	Albert Richwagen	A
Jim Knight	Y	Myron Uman	A	Uyen Dang	Y
James Bonfiglio	Y	Terry Brown	Y		

Y = Yes, N = No, A = Absent, ABST = Abstain

2.B. RECOMMENDED ADOPTION of the TPA's FY 23-27 TIP

JASON PRICE provided a PowerPoint presentation that can be viewed at PalmBeachTPA.org/CAC. This program was developed in collaboration with the Florida Department of Transportation (FDOT) and various local agencies and includes transportation projects funded by federal, state, and local sources for all modes of transportation. The program reflects revenue expectations for the next five fiscal years and shows phases and funding sources by year for each project. Jason reviewed key projects from each section of the TIP and noted it was open for public comment until June 16, 2022.

There were no public comments on this item.

James Bonfiglio and Jim Knight exited the room due to conflicts of interest with the I-95 at Boynton Beach Blvd interchange project (FM# 435804-1). They completed Florida Commission on Ethics Form 8B, attached hereto as Exhibit B.

Member discussion ensued on pedestrian-bike bridges and grant application periods.

MOTION to Recommend Adoption of the TPA's FY 23-27 TIP made by Marc Bruner, seconded by James Garvin, and carried unanimously 14-0, as depicted in the table below.

Member	Vote	Member	Vote	Member	Vote
Ryan Rossi	Y	Richard Vassalotti	Y	Greg Fagan	Y
Michael Fitzpatrick	Y	Varisa Dass	Y	Belle Glade – VACANT	A
James Garvin	Y	Sammie Brown	Y	Greenacres – VACANT	A
Marc Bruner	Y	Mark Forrest	Y	Jupiter - VACANT	A
Ramona Bean	Y	Vijay Mishra	Y	Lake Worth Beach - VACANT	A
Paula Ryan	Y	Francisco Gil	A	Albert Richwagen	A
Jim Knight	ABST	Myron Uman	A	Uyen Dang	Y
James Bonfiglio	ABST	Terry Brown	Y		

Y = Yes, N = No, A = Absent, ABST = Abstain

2.C. RECOMMENDED NEXT STEPS on the Environmental Research Paper

MICHAEL FITZPATRICK presented summary points on his Environmental Research Paper findings and recommendations for the CAC members. He noted it was a consensus of the members present at the previous meeting to bring this item back for further discussion on next steps and whether to bring the item to the TPA Governing Board. Michael provided potential motion language for the committee to adopt, attached hereto as Exhibit C.

There were no public comments on this item.

MOTION to 1. Formally file the Environmental Research Paper (attached hereto as Exhibit D) and provide to the TPA Governing Board; 2. TPA staff and/or TAC members to review the report and provide a summary of how it fits into the TPA's current mission and policies; 3. TPA staff and/or TAC members to review additional opportunities to fit initiatives identified in the paper into the current mission and policies. Motion made by Marc Bruner and seconded by Michael Fitzpatrick.

Member discussion ensued on the motion language and feasibility of next steps, the intention of the motion, the influence of the CAC on infrastructure in Palm Beach County, and the role and function of the CAC.

A roll call vote was taken and carried 10-6 as depicted in the table below.

Member	Vote	Member	Vote	Member	Vote
Ryan Rossi	Y	Richard Vassalotti	Y	Greg Fagan	N
Michael Fitzpatrick	Y	Varisa Dass	Y	Belle Glade – VACANT	A
James Garvin	N	Sammie Brown	Y	Greenacres – VACANT	A
Marc Bruner	Y	Mark Forrest	N	Jupiter - VACANT	A
Ramona Bean	N	Vijay Mishra	N	Lake Worth Beach - VACANT	A
Paula Ryan	Y	Francisco Gil	A	Albert Richwagen	A
Jim Knight	N	Myron Uman	A	Uyen Dang	Y
James Bonfiglio	Y	Terry Brown	Y		

Y = Yes, N = No, A = Absent, ABST = Abstain

VALERIE NEILSON, TPA Interim Executive Director, requested the committee to clarify if this item was being requested as an Information Item for the TPA Governing Board and which CAC member would provide the presentation.

It was a consensus of the committee to provide this as an Information Item and to have CAC member, Michael Fitzpatrick, provide the presentation.

3. INFORMATION ITEMS

There were no information items on this agenda.

4. ADMINISTRATIVE ITEMS

4.A. Governing Board Summary Points – May 19, 2022

There was no discussion on this item.

4.B. FDOT Scheduling Report – June 2022

There was no discussion on this item.

4.C. Public Involvement Activity Report – April 2022

There was no discussion on this item.

4.E. Next Meeting – July 6, 2022

The meeting adjourned at 3:00 p.m.

This signature is to attest that the undersigned is the Chair, or a designated nominee of the Citizen's Advisory Committee and that information provided herein is the true and correct Minutes for the June 1, 2022, meeting of the Citizen's Advisory Committee, dated this 6th day of July 2022.

Uyen Dang
CAC Chair

EXHIBIT A
CAC Member Attendance Record

MEMBER Nominated by	Jul '21	Aug '21	Sep '21	Oct '21	Nov '21	Dec '21	Jan '22	Feb '22	Mar '22	Apr '22	May '22	Jun '22
CHAIR UYEN DANG City of Boca Raton	E	No Meeting Held – Scheduled Break	-	P	No Meeting Held – Scheduled Break	P	No Meeting Held – Scheduled Break	P	P	P	E	P
VICE CHAIR ALBERT RICHWAGEN City of Delray Beach	P		P	P		P		P	P	E	P	A
VACANT City of Belle Glade	-		-	-		-		-	-	-	-	-
RYAN ROSSI City of Boca Raton	P		P	P		P		P	P	P	A	P
MICHAEL FITZPATRICK City of Boynton Beach	E		P	P		P		P	P	P	P	P
VACANT City of Greenacres	-		-	-		-		-	-	-	-	-
VACANT Town of Jupiter	*P		P	P		E		E	E	-	-	-
VACANT City of Lake Worth Beach	-		-	-		-		-	-	-	-	-
JAMES GARVIN City of Palm Beach Gardens	P		P	P		P		P	P	P	P	P
MARC BRUNER Village of Palm Springs	E		P	P		P		P	P	P	P	P
RAMONA BEAN Palm Beach County – District 1	P		P	P		P		P	P	P	P	P
PAULA RYAN Palm Beach County – District 2	E		P	E		P		P	P	P	E	P
JIM KNIGHT Palm Beach County – District 4	-		-	-		*P		P	P	P	E	P
JAMES BONFIGLIO Palm Beach County – District 5	-		*P	P		P		P	P	P	P	P
RICHARD VASSALOTTI Palm Beach County – District 6	P		P	P		P		P	P	P	P	P
VARISA DASS Port of Palm Beach	P		A	A		A		A	-	-	-	*P
SAMMIE BROWN City of Riviera Beach	-		-	-		-		-	-	-	-	*P
MARK FORREST Village of Royal Palm Beach	P		P	E		P		P	E	A	A	P
VIJAY MISHRA Village of Wellington	P		P	P		P		P	E	P	P	P
FRANCISCO GIL City of West Palm Beach	-		*P	P		E		E	E	P	A	E
MYRON UMAN City of West Palm Beach	E		P	E		P		P	E	P	P	E
TERRY BROWN**	A		P	E		P		P	E	P	P	P
GREG FAGAN**	E		P	P		P		P	E	P	P	P

P = Member Present

E = Excused Absence

A = Unexcused Absence

*New Appointment

- = Member not assigned

**Nominated Prior to current Operating Procedures

EXHIBIT A (cont.)

OTHERS PRESENT

Victoria Williams
Andrew Uhler
Jason Price
Cassidy Sparks
Amanda Williams
Margie Pierce
Valerie Neilson

REPRESENTING

Florida's Turnpike Enterprise
Palm Beach TPA
Palm Beach TPA
Palm Beach TPA
Palm Beach TPA
Palm Beach TPA
Palm Beach TPA

FORM 8B MEMORANDUM OF VOTING CONFLICT FOR COUNTY, MUNICIPAL, AND OTHER LOCAL PUBLIC OFFICERS

LAST NAME—FIRST NAME—MIDDLE NAME KWIGHT JAMES WINSLOW		NAME OF BOARD, COUNCIL, COMMISSION, AUTHORITY, OR COMMITTEE TPA CAC	
MAILING ADDRESS 105E 1ST AVE		THE BOARD, COUNCIL, COMMISSION, AUTHORITY OR COMMITTEE ON WHICH I SERVE IS A UNIT OF:	
CITY DELRAY BEACH	COUNTY 33444	<input type="checkbox"/> CITY <input checked="" type="checkbox"/> COUNTY <input type="checkbox"/> OTHER LOCAL AGENCY	
DATE ON WHICH VOTE OCCURRED		NAME OF POLITICAL SUBDIVISION:	
		MY POSITION IS: <input type="checkbox"/> ELECTIVE <input checked="" type="checkbox"/> APPOINTIVE	

WHO MUST FILE FORM 8B

This form is for use by any person serving at the county, city, or other local level of government on an appointed or elected board, council, commission, authority, or committee. It applies to members of advisory and non-advisory bodies who are presented with a voting conflict of interest under Section 112.3143, Florida Statutes.

Your responsibilities under the law when faced with voting on a measure in which you have a conflict of interest will vary greatly depending on whether you hold an elective or appointive position. For this reason, please pay close attention to the instructions on this form before completing and filing the form.

INSTRUCTIONS FOR COMPLIANCE WITH SECTION 112.3143, FLORIDA STATUTES

A person holding elective or appointive county, municipal, or other local public office **MUST ABSTAIN** from voting on a measure which would inure to his or her special private gain or loss. Each elected or appointed local officer also **MUST ABSTAIN** from knowingly voting on a measure which would inure to the special gain or loss of a principal (other than a government agency) by whom he or she is retained (including the parent, subsidiary, or sibling organization of a principal by which he or she is retained); to the special private gain or loss of a relative; or to the special private gain or loss of a business associate. Commissioners of community redevelopment agencies (CRAs) under Sec. 163.356 or 163.357, F.S., and officers of independent special tax districts elected on a one-acre, one-vote basis are not prohibited from voting in that capacity.

For purposes of this law, a "relative" includes only the officer's father, mother, son, daughter, husband, wife, brother, sister, father-in-law, mother-in-law, son-in-law, and daughter-in-law. A "business associate" means any person or entity engaged in or carrying on a business enterprise with the officer as a partner, joint venturer, coowner of property, or corporate shareholder (where the shares of the corporation are not listed on any national or regional stock exchange).

ELECTED OFFICERS:

In addition to abstaining from voting in the situations described above, you must disclose the conflict:

PRIOR TO THE VOTE BEING TAKEN by publicly stating to the assembly the nature of your interest in the measure on which you are abstaining from voting; *and*

WITHIN 15 DAYS AFTER THE VOTE OCCURS by completing and filing this form with the person responsible for recording the minutes of the meeting, who should incorporate the form in the minutes.

APPOINTED OFFICERS:

Although you must abstain from voting in the situations described above, you are not prohibited by Section 112.3143 from otherwise participating in these matters. However, you must disclose the nature of the conflict before making any attempt to influence the decision, whether orally or in writing and whether made by you or at your direction.

IF YOU INTEND TO MAKE ANY ATTEMPT TO INFLUENCE THE DECISION PRIOR TO THE MEETING AT WHICH THE VOTE WILL BE TAKEN:

- You must complete and file this form (before making any attempt to influence the decision) with the person responsible for recording the minutes of the meeting, who will incorporate the form in the minutes. (Continued on page 2)

APPOINTED OFFICERS (continued)

- A copy of the form must be provided immediately to the other members of the agency.
- The form must be read publicly at the next meeting after the form is filed.

IF YOU MAKE NO ATTEMPT TO INFLUENCE THE DECISION EXCEPT BY DISCUSSION AT THE MEETING:

- You must disclose orally the nature of your conflict in the measure before participating.
- You must complete the form and file it within 15 days after the vote occurs with the person responsible for recording the minutes of the meeting, who must incorporate the form in the minutes. A copy of the form must be provided immediately to the other members of the agency, and the form must be read publicly at the next meeting after the form is filed.

DISCLOSURE OF LOCAL OFFICER'S INTEREST

I, JAMES W. KNIGHT, hereby disclose that on JUNE 1ST, 20 22 :

(a) A measure came or will come before my agency which (check one or more)

- ☒ inured to my special private gain or loss;
- ☐ inured to the special gain or loss of my business associate, _____;
- ☐ inured to the special gain or loss of my relative, _____;
- ☐ inured to the special gain or loss of _____, by
whom I am retained; or
- ☒ inured to the special gain or loss of 136 OBB PROPERTY LLC, which
is the parent subsidiary, or sibling organization or subsidiary of a principal which has retained me.


(b) The measure before my agency and the nature of my conflicting interest in the measure is as follows:

If disclosure of specific information would violate confidentiality or privilege pursuant to law or rules governing attorneys, a public officer, who is also an attorney, may comply with the disclosure requirements of this section by disclosing the nature of the interest in such a way as to provide the public with notice of the conflict.

Date Filed

6/1/22

Signature



NOTICE: UNDER PROVISIONS OF FLORIDA STATUTES §112.317, A FAILURE TO MAKE ANY REQUIRED DISCLOSURE CONSTITUTES GROUNDS FOR AND MAY BE PUNISHED BY ONE OR MORE OF THE FOLLOWING: IMPEACHMENT, REMOVAL OR SUSPENSION FROM OFFICE OR EMPLOYMENT, DEMOTION, REDUCTION IN SALARY, REPRIMAND, OR A CIVIL PENALTY NOT TO EXCEED \$10,000.

FORM 8B MEMORANDUM OF VOTING CONFLICT FOR COUNTY, MUNICIPAL, AND OTHER LOCAL PUBLIC OFFICERS

LAST NAME—FIRST NAME—MIDDLE NAME <i>Bonfiliu James A</i>		NAME OF BOARD, COUNCIL, COMMISSION, AUTHORITY, OR COMMITTEE <i>TPAC AC</i>
MAILING ADDRESS <i>5616 N Ocean Blw</i>		THE BOARD, COUNCIL, COMMISSION, AUTHORITY OR COMMITTEE ON WHICH I SERVE IS A UNIT OF:
CITY <i>Ocean Ridge</i>	COUNTY <i>Palm Beach</i>	<input type="checkbox"/> CITY <input checked="" type="checkbox"/> COUNTY <input type="checkbox"/> OTHER LOCAL AGENCY
DATE ON WHICH VOTE OCCURRED		NAME OF POLITICAL SUBDIVISION: <i>Palm Beach County Commission</i>
		MY POSITION IS: <input type="checkbox"/> ELECTIVE <input checked="" type="checkbox"/> APPOINTIVE

WHO MUST FILE FORM 8B

This form is for use by any person serving at the county, city, or other local level of government on an appointed or elected board, council, commission, authority, or committee. It applies to members of advisory and non-advisory bodies who are presented with a voting conflict of interest under Section 112.3143, Florida Statutes.

Your responsibilities under the law when faced with voting on a measure in which you have a conflict of interest will vary greatly depending on whether you hold an elective or appointive position. For this reason, please pay close attention to the instructions on this form before completing and filing the form.

INSTRUCTIONS FOR COMPLIANCE WITH SECTION 112.3143, FLORIDA STATUTES

A person holding elective or appointive county, municipal, or other local public office **MUST ABSTAIN** from voting on a measure which would inure to his or her special private gain or loss. Each elected or appointed local officer also **MUST ABSTAIN** from knowingly voting on a measure which would inure to the special gain or loss of a principal (other than a government agency) by whom he or she is retained (including the parent, subsidiary, or sibling organization of a principal by which he or she is retained); to the special private gain or loss of a relative; or to the special private gain or loss of a business associate. Commissioners of community redevelopment agencies (CRAs) under Sec. 163.356 or 163.357, F.S., and officers of independent special tax districts elected on a one-acre, one-vote basis are not prohibited from voting in that capacity.

For purposes of this law, a "relative" includes only the officer's father, mother, son, daughter, husband, wife, brother, sister, father-in-law, mother-in-law, son-in-law, and daughter-in-law. A "business associate" means any person or entity engaged in or carrying on a business enterprise with the officer as a partner, joint venturer, coowner of property, or corporate shareholder (where the shares of the corporation are not listed on any national or regional stock exchange).

ELECTED OFFICERS:

In addition to abstaining from voting in the situations described above, you must disclose the conflict:

PRIOR TO THE VOTE BEING TAKEN by publicly stating to the assembly the nature of your interest in the measure on which you are abstaining from voting; *and*

WITHIN 15 DAYS AFTER THE VOTE OCCURS by completing and filing this form with the person responsible for recording the minutes of the meeting, who should incorporate the form in the minutes.

APPOINTED OFFICERS:

Although you must abstain from voting in the situations described above, you are not prohibited by Section 112.3143 from otherwise participating in these matters. However, you must disclose the nature of the conflict before making any attempt to influence the decision, whether orally or in writing and whether made by you or at your direction.

IF YOU INTEND TO MAKE ANY ATTEMPT TO INFLUENCE THE DECISION PRIOR TO THE MEETING AT WHICH THE VOTE WILL BE TAKEN:

- You must complete and file this form (before making any attempt to influence the decision) with the person responsible for recording the minutes of the meeting, who will incorporate the form in the minutes. (Continued on page 2)

APPOINTED OFFICERS (continued)

- A copy of the form must be provided immediately to the other members of the agency.
- The form must be read publicly at the next meeting after the form is filed.

IF YOU MAKE NO ATTEMPT TO INFLUENCE THE DECISION EXCEPT BY DISCUSSION AT THE MEETING:

- You must disclose orally the nature of your conflict in the measure before participating.
- You must complete the form and file it within 15 days after the vote occurs with the person responsible for recording the minutes of the meeting, who must incorporate the form in the minutes. A copy of the form must be provided immediately to the other members of the agency, and the form must be read publicly at the next meeting after the form is filed.

DISCLOSURE OF LOCAL OFFICER'S INTEREST

I, James A. Baraglio, hereby disclose that on June 1, 2022, 20__ :

(a) A measure came or will come before my agency which (check one or more)


- ☒ inured to my special private gain or loss;
- ☐ inured to the special gain or loss of my business associate, _____;
- ☐ inured to the special gain or loss of my relative, _____;
- ☐ inured to the special gain or loss of _____, by
whom I am retained; or
- ☐ inured to the special gain or loss of _____, which
is the parent subsidiary, or sibling organization or subsidiary of a principal which has retained me.

(b) The measure before my agency and the nature of my conflicting interest in the measure is as follows:

Agenda Item 2 B of 06/01/2022 meeting re recommended
adoption to TPA's FY 23-27 TFP. I own Commercial
building on roadway affected by the vote.

If disclosure of specific information would violate confidentiality or privilege pursuant to law or rules governing attorneys, a public officer, who is also an attorney, may comply with the disclosure requirements of this section by disclosing the nature of the interest in such a way as to provide the public with notice of the conflict.

06/01/2022
Date Filed


Signature

NOTICE: UNDER PROVISIONS OF FLORIDA STATUTES §112.317, A FAILURE TO MAKE ANY REQUIRED DISCLOSURE CONSTITUTES GROUNDS FOR AND MAY BE PUNISHED BY ONE OR MORE OF THE FOLLOWING: IMPEACHMENT, REMOVAL OR SUSPENSION FROM OFFICE OR EMPLOYMENT, DEMOTION, REDUCTION IN SALARY, REPRIMAND, OR A CIVIL PENALTY NOT TO EXCEED \$10,000.

Exhibit C

1JUN2022

PBC TPA CAC monthly meeting Agenda item 2.C

Possible motion language:

~~A majority of the~~ ^T PBC TPA Citizen Advisory Committee is advising the PBC TPA Governing Board

that extrapolations of formulas provided by the US EPA strongly indicate the over 1 million

automobiles and light vehicles registered in Palm Beach County are producing over 5 million

tons annually of the greenhouse gas carbon dioxide(CO₂).

The Citizen Advisory Committee is recommending the Governing Board task the Technical

Advisory Board with researching this issue to determine if addressing this issue is in the purview

of the PBC TPA, and if so, develop initial recommendations for mitigation.

Motion (Bruner/Fitzpatrick)

1. Formally file the report and provide to Board and TAC
2. TPA staff and/or TAC to review the report and provide summary of how it fits into the current Mission and Policies
3. TPA staff and/or TAC to review additional opportunities to fit into the current Mission and Policies

2.A



PALM BEACH
Transportation
Planning Agency

LIST OF PRIORITY PROJECTS

FY 2024-2028

Anticipated Adoption on
July 21, 2022

PalmBeachTPA.org/priorities

Overview

The Palm Beach Transportation Planning Agency (TPA) Transportation Improvement Program (TIP) for Fiscal Years 2024 through 2028 begins with TPA Board approval of a List of Priority Projects (LOPP). Pursuant to s. 339.175(8), F.S., the TPA must transmit the project list to the Florida Department of Transportation (FDOT) by August 1 of each year to accommodate an accelerated Florida Legislative session schedule. FDOT uses the List of Priority Projects to develop their Five-Year Work Program and the TPA uses the list to develop the TIP.

Existing Priority Projects that have not yet been implemented continue to be shown on the project list. If the lead agency for a Priority Project cannot complete the programmed phase and advance the project to the next logical phase, it is incumbent upon the agency to provide an explanation to the Palm Beach TPA. Changes to the priority list from the previous adopted priority list are provided in underline in the following tables.

The Priority Projects are divided into three programs: State Road Modifications, Local Initiatives, and Transportation Alternatives. These programs are consistent with the TPA's adopted Long Range Transportation Plan (LRTP) and the funding sources assumed in the financial plan of the LRTP. The TPA Board also adopted Resolution TPA 2015-04 on June 18, 2015 to further clarify the funding expectations for implementation of TPA Priority Projects as summarized below. The resolution noted that Strategic Intermodal System (SIS) Projects identified by FDOT are to be funded primarily with SIS revenue, other minor projects (e.g. local projects, FDOT safety projects, etc.) are to be funded with discretionary resources, and the implementation of these projects shall create no adverse impacts on implementation of TPA Priority Projects.

- State Road Modifications are to be funded with a portion of District Dedicated Revenue (DDR) Funds, DS Funds and State Public Transportation Office (DPTO) Funds. The portion of funding available for State Road Modification projects is expected to be the remaining revenue from these sources after satisfying operations and maintenance requirements, district-managed SIS commitments, and statutory obligations to other modes of transportation.
- Local Initiative Projects are to be funded with the TPA's sub-allocated share of Surface Transportation Program funds (SU) and supplemented with statewide Surface Transportation Program funds (SA) where possible. Some SU and/or SA funds may occasionally be used for State Road Modification projects when state revenues are inadequate to fully fund those projects.
- Transportation Alternative Projects are to be funded with the federal Transportation Alternative (TA) revenue.

The projects in each program are consistent with the Goals, Objectives and Values of the LRTP. Eligible projects were evaluated and ranked pursuant to the LRTP and the scoring systems for the individual programs, as applicable. Projects are ordered by the year the project was first prioritized followed by the prioritization in that specific year. For example, 20-1 indicates the year 2020 and the top ranking (first) priority project from 2020.

The TPA prepared the following List of Priority Projects that is multimodal in nature and provides overall direction to FDOT in allocating funds. The public involvement process includes presentation and discussion of the project list at meetings open to the public; agendas for these meetings are posted on the TPA website. The advisory committees will review the Priority Project list on July 6-7, 2022 and the TPA Board is expected to adopt the Annual List of Priority Projects at its July 16, 2022 meeting.

State Road Modifications

Project Selection Process

Larger projects are selected from line-item Cost Feasible projects in the adopted 2045 Long Range Transportation Plan (LRTP). Smaller non-regionally significant projects are identified by TPA staff and stakeholder groups and include state road modifications that advance the TPA's vision, Complete Streets policy, and Vision Zero commitment. Projects incorporate safety, complete streets, infrastructure to construct enhanced transit corridors, transportation system management & operations, and environmental resiliency. When possible, this program provides supplemental funding for resurfacing and bridge replacement/rehab projects to advance the objectives noted above.

Project Funding

State Road Modifications are funded with a portion of:

- State Comprehensive Enhanced Transportation System (SCETS) funds, identified using the District Dedicated Revenue (DDR) fund code, to be expended within Palm Beach County pursuant to s. 206.608(2), F.S.;
- State fuel sales tax funds, including State Primary funds for highways and public transit (DS fund code) and State Public Transportation Office funds (DPTO fund code) to be expended for any legitimate state transportation purpose, with a required minimum for public transportation;
- Highway Safety Improvement Program (HSIP or SS fund codes) funds on identified safety projects; and
- Federal Surface Transportation Program Funds (SU and/or SA fund codes) when state revenues are inadequate to fully fund projects.

Funding available for State Road Modifications is expected to be the remaining revenue from these sources after satisfying operations and maintenance requirements, district-managed SIS commitments, and statutory obligations to other modes of transportation. Projects that are new to the list are typically programmed in the new 5th year – Fiscal Year 2028.

Programmed Funding in Adopted FY 23-27 TIP (State Funds Only): ~\$71M (additional \$47M from other fed/local sources)

Anticipated 5-YR Funding from LRTP (State Funds Only): ~\$101M (\$20.4M/yr)

Amount needed to fund all phases of remaining priorities: **~\$222M**

The TPA requests the following for the FY 24-28 State Road Modifications Project List:

- **Atlantic Avenue from west of Lyons Road to Jog Road (4405751):** The TPA requests accelerated funding for right-of-way (ROW) acquisition and funding for construction and to reduce the amount of ROW required in order to minimize impacts and reduce costs.
- **US 1 enhanced transit service with associated multimodal corridor facilities:** The TPA requests:
 - Construction funding for the lane repurposing project in Boca Raton (4383865);

- Construction funding for complete streets reconstruction project in West Palm Beach (4383866);
- Design funding for lane repurposing project in Lake Worth Beach (priority 17-1g), pending FDOT approval of design.
- **Okeechobee Blvd enhanced transit service with associated multimodal corridor facilities:** The TPA requests:
 - Funding for roadway feasibility study administered by FDOT based on TPA planning study recommendation (priority 18-1c)
 - Construction funding for enhanced transit shelters (4417583)
- **Lake Worth Rd enhanced transit service with associated multimodal corridor facilities (20-1):** The TPA requests funding of transit signal prioritization to coincide with the transit signal prioritization on US 1 and Okeechobee Blvd.
- **Federal Hwy at Spanish River Blvd (4482641):** The TPA requests construction funding.
- **Traffic Signal Improvements:** The TPA requests construction funding for traffic signal upgrades and supporting infrastructure for Palm Beach County and Boca Raton signals, including priority projects 20-2, 20-3, and 20-4.
- **SR-715 sidewalk construction (4479451):** The TPA requests construction funding.

Table 1: State Road Modifications

Projects are predominantly on state roadways using state funding sources, including but not limited to District Dedicated Revenue (DDR) and Primary Highways & Public Transportation Funds (DS).
Projected funding availability is approximately \$20.4 Million/year. FDOT requests the TPA "oversubscribe" to ensure programming of all available funds.

Shown in \$1,000s

Year - Rank	Applicant /Lead	Proj. No.	Location	Description	Total Cost	<FY 23	Current FY 2023-2027 TIP					Requested Funding	Notes
							FY23	FY24	FY25	FY 26	FY 27		
04-1	FDOT	2296643 2296645 2296646	SR-7 from 60th St to Northlake Blvd	Construct new 4L road	\$72,772	\$68,727	CEI \$109 PE \$228	PE \$29 ROW \$100	CST \$737 ENV \$2,841				Pending litigation
04-2	FDOT	2296644 2296647	SR-7 from Okeechobee Blvd to 60th St	Widen from 2L to 4L	\$24,897	\$24,793	CEI \$104						Pending litigation
14-1	FDOT/ SFRTA	4170317	Tri-Rail: West Palm Beach to Jupiter	Extend commuter rail service onto the FEC corridor via the Northwood Crossover and construct 5 new stations – 45th St, 13th St, Park Ave, PGA Blvd, and Toney Penna Dr	\$109,507	\$1,157			PDE \$1,350			\$107,000	FEC easement/ access fee and O&M commitment required for PDE
14-3	FDOT	2296584	Atlantic Ave from SR-7 to E of Lyons Rd	Widen from 2L to 4L, including buffered 7' bike lanes and 6' sidewalks	\$27,887	\$4,816	ROW \$6,580 CST \$150	ROW \$12 CST \$16,329					
16-1	FDOT	4405755 4405752 4405754	Atlantic Ave from W of Lyons Rd to Jog Rd	Widen from 4L to 6L, including 10'+ shared-use pathway	\$103,303	\$6,633		ROW \$2,808 PE \$94	ROW \$13,757 PE \$94	ROW \$2,174	ROW \$14,702 CST \$4,099	\$58,942	Reduce ROW impacts at Jog Rd. See TPA Reso 2021-15
16-3	Lake Worth Beach/ FDOT	4400461	Lake Worth Rd from Erie St to A St	Construct Pedestrian enhancements, reconfigure traffic circle	\$1,792	\$536	CST \$1,255						
17-1	FDOT/ Palm Tran	4383861	US-1: Camino Real Rd to Indiantown Rd	561 Plan Transit Corridor: New enhanced transit service with associated multimodal facilities									
17-1a	Palm Tran	4383863	US-1: Palmetto Park Rd to Northlake Blvd	Implement Transit Signal Prioritization for entire corridor	\$2,000		CST \$2,000						
17-1b	Palm Tran/ FDOT	4383864 4464431	US-1: Palmetto Park Rd to Northlake Blvd	Construct 14 enhanced transit shelters within existing ROW	\$6,400		PE \$938	PE \$238		CST \$5,225			
17-1c	Boca Raton/ FDOT	4383865	US-1: Camino Real to NE 8th St/Mizner Blvd in Boca Raton	Lane Repurposing from 6L to 4L between Camino Real and SE Mizner Blvd; associated multimodal facilities	\$5,418			PE \$652	PE \$1,533			\$3,233	

Table 1: State Road Modifications

Shown in \$1,000s

Year - Rank	Applicant /Lead	Proj. No.	Location	Description	Total Cost	<FY 23	Current FY 2023-2027 TIP					Requested Funding	Notes
							FY23	FY24	FY25	FY 26	FY 27		
17-1d	WPB/ FDOT	4383866	US-1: 25th St to 45th St in West Palm Beach	Reconstruct roadway to include pedestrian and bicycle facilities and safety enhancements	\$13,008			PE \$558	PE \$58	PE \$1,500		\$10,893	WPB coordinating with FDOT on revised concept
17-1e	TPA/ FDOT	4383862	US-1: 59th St to Northlake Blvd in Riviera Beach and Lake Park	Reconstruct as 4L, add bike lanes and medians; move barrier wall on bridge to protect bike lanes;-add street lights/ped-scale lights where feasible	\$6,869	\$1,520			CST \$5,349				
17-1g	Lake Worth Beach/ FDOT	TBD	US-1: Dixie/Federal Junction to Gregory Rd in Lake Worth Beach	Lane Repurposing from 4L to 3L; associated multimodal facilities	\$5,674							\$5,674	Lane repurposing evaluation underway
17-2	Boynton Beach/ FDOT	4440791	Boynton Beach Blvd from I-95 to US-1	Reconstruct to narrow vehicle lanes, construct 9' sidewalk on N, 15' shared use path on S, pedestrian lighting	\$7,489	\$884		CST \$6,577	CST \$29				
17-5	FDOT	4416321	Lake Worth Rd from Raulerson Dr to Palm Beach St College Ent	Resurfacing with separated bike lanes, new mid-block crossings, enhanced crosswalks	\$8,628	\$797	CST \$26						CST September 2022
18-1	TPA & Palm Tran /FDOT	4417581	Okeechobee Blvd from SR-7 to US-1; SR-7 from Forest Hill Blvd to Okeechobee Blvd	561 Plan Transit Corridor: New enhanced transit service with associated multimodal facilities									
18-1a	Palm Tran	4417582	Okeechobee Blvd from SR-7 to US-1; SR-7 from Forest Hill Blvd to Okeechobee Blvd	Implement Transit Signal Prioritization for entire corridor	\$1,000			CAP \$1,000					
18-1b	Palm Tran/ FDOT	4417583	Okeechobee Blvd from SR-7 to US-1; SR-7 from Forest Hill Blvd to Okeechobee Blvd	Construct 36 enhanced transit shelters within existing ROW	\$7,979				PE \$742	PE \$37		\$7,200	Details to be confirmed with Palm Tran
<u>18-1c</u>	<u>TPA/ FDOT</u>	<u>TBD</u>	<u>Okeechobee Blvd from SR-7 to US-1; SR-7 from Forest Hill Blvd to Okeechobee Blvd</u>	<u>Roadway feasibility study based on TPA planning study recommendation</u>	<u>\$1,000</u>							<u>\$1,000</u>	Next step after TPA planning study
18-2	TPA/ FDOT	4417561 4417562	SR-80 from SR-15 to CR-880	Add street lighting	\$24,639	\$1,639	CST \$15,268			CST \$7,732			
18-3	TPA/ FDOT	4417571	US-27 Connector from US-27 to SR-715	Construct new 2L road	\$250	\$250							Alternative Corridor Evaluation (ACE) underway
19-1	TPA & Palm Tran /FDOT	TBD	Lake Worth Rd from SR-7 to US-1; SR-7 from Lake Worth Rd to Forest Hill Blvd	561 Plan Transit Corridor: New enhanced transit service with associated multimodal facilities									
19-1a	Palm Tran	TBD	Lake Worth Rd from SR-7 to US-1; SR-7 from Lake Worth Rd to Forest Hill Blvd	Implement Transit Signal Prioritization	\$1,000							\$1,000	

Table 1: State Road Modifications

Shown in \$1,000s

Year - Rank	Applicant /Lead	Proj. No.	Location	Description	Total Cost	<FY 23	Current FY 2023-2027 TIP					Requested Funding	Notes
							FY23	FY24	FY25	FY 26	FY 27		
20-1	Boca Raton/ FDOT	4482641	Federal Hwy at Spanish River Blvd	Convert EB to SB right turn only to right/through with bike lane and mast arm conversion	\$1,715					PE \$279	PE \$21	\$1,415	
20-2 & 20-4	Palm Beach County/ FDOT	4479441	Atlantic Ave at Military Trl; Belvedere at Military Trl; Forest Hill Blvd at I-95	Replace span wire traffic signals with mast arms and steel strain pole span wires and upgrade supporting infrastructure. Upgrade to mast arm signals; enhanced pedestrian signals and detection; upgrade ITS elements and roadway lighting; curb ramp and sidewalk upgrades to meet ADA.	\$11,095					PE \$147	PE \$18	\$9,985	
		4480731	US-1 at Silver Beach Rd, Military at Investment Ln, Okeechobee at Quadrille Blvd, Lakeview Ave at Quadrille Blvd							PE \$287	PE \$21		
		4481071	US-1 at SE 1st St, 7th Ave N, 10th Ave N, 13th Ave N; Boynton Beach Blvd at US-1, Congress Ave, Seacrest Blvd, Military Trl, Hagen Ranch Rd; Congress Ave at Dolan Rd; Atlantic Ave at Hamlet Dr; Lake Ave at SR-A1A (include w/ FM 4476631)							PE \$609	PE \$27		
20-3	Boca Raton/ FDOT	4480641	Glades Rd/SR-808 at Town Center Blvd; I-95 NB off ramp at W Palmetto Park Rd; I-95 SB off ramp at Palmetto Park Rd; US-1 at Royal Palm Way; US-1 at Hidden Valley Blvd	Replace span wire traffic signals with mast arms and upgrade supporting infrastructure	\$5,827					PE \$458	PE \$21	\$4,994	
		4481351	US-1 at Glades Rd, NE 15th Ter, and NE 24th Ter							PE \$329	PE \$24		
20-5	Palm Beach County/ FDOT	4479451	SR-715 from Hatcher Rd to Paul Rardin Park SR-715 from Airport Rd to SW 14th St	Construct 6' sidewalk on W side of roadway.	\$752					PE \$229	PE \$17	\$507	
20-6	TPA/ FDOT	4398451	SR-715 from SR-80 to W of Canal St South	Modify resurfacing project to add buffered bicycle lanes, missing sidewalk connections to SR-80 and to PB State College entrance, and roadway lighting.	\$5,661	\$983	CST \$4,678						\$1.16M added to supplement resurfacing
20-8	Lake Worth Beach/ FDOT	4461041	Lake Ave/Lucerne Ave/SR-802 from E of A St to E of Golfview Rd	Modify resurfacing project to add stamped concrete crosswalks, replacement of sidewalk pavers, and improved stormwater drainage.	\$5,548	\$324		CST \$5,224					\$200K added to supplement resurfacing

Table 1: State Road Modifications

Shown in \$1,000s

Year - Rank	Applicant /Lead	Proj. No.	Location	Description	Total Cost	<FY 23	Current FY 2023-2027 TIP					Requested Funding	Notes
							FY23	FY24	FY25	FY 26	FY 27		
21-1	TPA/ FDOT	4498771	Forest Hill Blvd from W of Jog Rd to Military Trl	Add roadway lighting on N side and pedestrian lighting, bus bay layover facility, enhanced crosswalks at three signalized intersections, green markings in bicycle conflict zones	\$2,616						PE \$700	\$1,916	
21-2	TPA/ FDOT	4498791	Congress Ave from Lake Worth Rd to Forest Hill Blvd	Add pedestrian lighting, enhanced crosswalks at six signalized intersections, and bus stop amenities	\$2,966						PE \$464	\$2,502	
21-3	Boca Raton/ FDOT	4495531 4498751	SR-A1A at Spanish River Blvd and Camino Real (include w/ FM 4476611); US-1 at Jeffery St, NE 32nd St, NE 20th St, Fire Station #1, NE Mizner Blvd, SE Mizner Blvd, and Camino Real; Yamato Rd at NW 2nd Ave (include w/ FM 447657.1); Glades Rd at NW 2nd Ave and Pinehurst Ln; I-95 NB Ramp at Peninsula Corp Dr; I-95 SB Ramp at Peninsula Corp Dr	Replace span wire traffic signals with mast arms and steel strain pole span wires and upgrade supporting infrastructure	\$5,090						PE \$880	\$4,210	
21-4	TPA/ FDOT	4476701	SR-7 from Glades Rd to Bridgebrook Dr	Modify resurfacing project to add shared-use pathway on W side, sidewalk on E side), pedestrian lighting, and green markings in bicycle conflict zones	\$7,549				CST \$7,549				FDOT able to incorporate sidewalk on E side
21-5	TPA/ FDOT	4358041 4476671	Boynton Beach Blvd from Congress Ave to E of I-95	Modify resurfacing project and interchange capacity project to provide wider sidewalks and separated buffered bike lanes on both sides of roadway	\$57,807		ROW \$5,746	ROW \$12,898 CST \$2,300	CST \$36,705	CST \$159			FDOT incorporated requests as feasible
21-6	FDOT	TBD	Indiantown Rd at Central Blvd	Conduct PD&E to evaluate congestion mitigation alternatives with minimal adverse impacts to pedestrians, bicycles, and local businesses	\$2,000							\$2,000	FDOT request. Recommended alternative to be endorsed by TPA prior to funding additional phases.
Cost Summary					\$540,139	\$113,058	\$37,083	\$48,819	\$70,743	\$19,165	\$20,995	\$222,469	

Local Initiative Projects

Project Selection Process

The Local Initiatives Program was created in the 2040 LRTP and is structured to identify and fund non-regionally significant transportation projects off the state highway system. Local Initiative projects are selected from an annual competitive application process based on the Goals, Objectives and Values in the adopted LRTP; these projects are then approved by the advisory committees and the TPA Board. Applications for Local Initiative projects were solicited from transportation service providers as well as county and municipal staff. The project scores and subsequent ranking for the 2021 application cycle are attached as Exhibit A.

Project Funding

The adopted LRTP anticipates funding these projects at around \$22.8 million per year, primarily funded with federal Surface Transportation Program Funds sub-allocated to the Palm Beach TPA. Around \$2 million is programmed towards TPA planning activities. Projects that are new to the list are typically programmed in the new 5th year – Fiscal Year 2028.

Programmed Funding in Adopted FY 23-27 TIP (Federal Funds Only): ~\$84M (additional \$41 million of state & local funding)

Anticipated 5-YR Funding from LRTP available for projects: ~\$114M (\$22.8 M/yr)

Amount needed to fund all phases of remaining priorities: **~\$22.8M**

The TPA requests the following for the FY 22-26 Local Initiative Priority Project List:

- Update programming of SU funding to support TPA planning and administration consistent with the FY 23-24 UPWP.
- Program construction/implementation of seven (7) projects submitted from the 2022 Local Initiatives application cycle.

Table 2: Local Initiatives Program

This program is for projects on non-state roadways that are federal-aid eligible. Sources of funding are from the approximately \$22.8 Million/year of the federal Surface Transportation Block Grant (STBG) program, known locally as SU funds, that is allocated to the TPA for prioritization. STGB funds allocated to FDOT, known as SA, sometimes supplement the projects.

Year - Rank	Applicant/ Lead Agency	Proj. No.	Location	Description	Total Cost	< FY 23	DTWP FY 2023-2027								Requested Funding	Notes
							FY 23		FY 24		FY 25		FY 26			
--	Palm Beach TPA	4393253 4393254	Surface Transportation (SU) funds to support TPA Planning & Administration as outlined in greater detail in the UPWP		\$18,829		PL \$1,852 SU \$1,733	PL \$1,852 SU \$1,820	PL \$1,852 SU \$1,911	PL \$1,852 SU \$2,006	PL \$1,852 SU \$2,100	\$2,150				
14-6	SFRTA	4297671	Tri Rail Northern Layover Facility: CSX tracks E of I-95 in Mangonia Park/WPB	Construct new facility to enhance O&M for existing system and support Jupiter extension	\$40,733	\$36,150	DSB \$4,583						Tri-Rail advertised for Design. Proposals due in June 2022			
15-2	West Palm Beach	4383901	West Palm Beach: 25th St to Tri-Rail Station to SR 80	Purchase seven (7) vehicles to support new N/S trolley service	\$1,505	\$1,505							Implementation in FY 2023			
15-3	Palm Tran	4383921	Various locations along existing Palm Tran bus routes	Construct 30 transit shelters	\$600	\$600							Implementation in FY 2023			
15-4	West Palm Beach	4383961	Various locations along existing WPB trolley lines	Construct seven (7) trolley shelters	\$571	\$571							Implementation in FY 2023			
17-1 &	West Palm Beach/ FDOT	4415701	36th St & bridge from Australian Ave to Poinsettia Ave in West Palm	Construct buffered bike lanes, pedestrian enhancements and	\$6,523	\$1,323		CST \$5,183	CEI \$17							
17-2	Delray Beach	4415331	Lindell Blvd from Linton Blvd to Federal Hwy/US 1	Construct sidewalks and separated bike lanes	\$12,143		CST \$12,143									
17-4	Palm Tran	4415711	Various Palm Tran bus stops	Replace 40 transit shelters	\$800								Implementation in FY 2023			
17-6	Delray Beach	4415321	Barwick Rd from Atlantic Ave to Lake Ida Rd	Construct sidewalks and separated bike lanes	\$10,446		CST \$10,446									
17-7	Delray Beach	4415861	Brant Bridge connector from Lindell Blvd to Brant Bridge	Construct sidewalks and separated bike lanes	\$2,540	\$5			CST \$2,535							
18-1	Westgate CRA/ Palm Beach County	4443711	Westgate Ave from Wabasso Dr to Congress Ave	Lane repurposing from 5L to 3L to add designated bike lanes and widen sidewalks	\$4,832								Anticipated to be Withdrawn			
18-2	West Palm Beach	4443761	Parker Ave from Forest Hill Blvd to Nottingham Blvd	Construct buffered/separated bicycle lanes and pedestrian lighting	\$7,408	\$5	CST \$5,760	CST \$1,642								
18-3	Palm Beach County	4443701	Lyons Rd/ Sansbury Way from Forest Hill Blvd to Okeechobee Blvd	Construct separated bicycle lanes	\$6,096								CST Summer 2022			
18-5	Boca Raton	4443791	Yamato Rd: W of Jog to I-95, and 16 Intersections in the downtown area	Install Adaptive Traffic Control Systems	\$2,625								CST Summer 2022			
18-6	Delray Beach	4443771	Germantown Rd from Old Germantown Rd to Congress Ave	Construct sidewalks and separated bike lanes	\$11,635	\$5		CST \$500	CST \$9,994	CST \$1,136						

Table 2: Local Initiatives Program

Year - Rank	Applicant/ Lead Agency	Proj. No.	Location	Description	Total Cost	< FY 23	DTWP FY 2023-2027					Requested Funding	Notes
							FY 23	FY 24	FY 25	FY 26	FY 27		
19-1	Palm Tran	4460981	Palm Tran electric buses and Palm Tran Maintenance Facility (Electronics Way) charging stations	Purchase 3 electric buses and install electric charging at maintenance facility	\$4,336			CAP \$4,336					
19-2	Palm Beach County	4460861	Cresthaven Blvd from S Jog Rd to S Military Trl	Construct 7' buffered bike lanes and three intersection modifications	\$4,603		PE \$5		CST \$4,598				
19-4	West Palm Beach	4460901	25th St from Australian Ave to Broadway Ave	Lane Repurposing from 4 lanes to 3, construct R/R gate enhancements, ADA upgrades, buffered bike lane/ designated bike lane, lighting improvements, sidewalks	\$7,038		PE \$5		CST \$7,033				
19-5	Loxahatchee Groves/Palm Beach County	4460921	Okeechobee Blvd at Folsom Rd	Construct roundabout and sidewalks/lighting	\$1,438			CST \$1,438					Anticipated to be Withdrawn
19-6	Wellington	4460821	Greenview Shores Blvd from Binks Forest Dr to Wellington Tr	Construct 4' designated bike lanes	\$1,258		PE \$5		CST \$1,253				
20-1	Palm Tran	4482951	Palm Tran electric buses and Palm Tran Maintenance Facility (Electronics Way) charging stations	Purchase 4 electric buses and install electric charging at maintenance facility	\$5,000						CAP \$5,000		
20-2	SFRTA	4481031	SFRTA - Tri-Rail Service	Purchase one (1) passenger rail car	\$5,000					CAP \$5,000			
20-3	Lake Worth Beach	4483541	South East Coast Street and S. H Street	Reconstruct roadways to one-way pair with 4' designated bike lanes	\$7,889				PE \$5		CST \$7,884		
20-4	Wellington	4482991	Greenbriar Blvd from Aero Club Drive to Greenview Shored Blvd.	Construct 4' designated bike lanes	\$2,453			PE \$5		CST \$2,421			
20-5	Wellington	4483061	C-2 Canal from Greenview Shores Blvd to Bent Creek Rd	Construct 10' shared use pathway	\$616			PE \$5		CST \$549			
20-6	Royal Palm Beach	4483051	Various Locations - Residential Roads	Construct ADA Improvements - Sidewalks and Curb Ramps	\$671			PE \$5		CST \$666			
21-1	SFRTA	4498501	SFRTA - Tri-Rail Service	Purchase one (1) passenger rail car	\$2,500						CAP \$2,500		\$2.5M of LI Funds seeking additional \$2.5M TRIP funds
21-2	Palm Beach County	4498471	Prosperity Farms from 800' N of Northlake Blvd to Donald Ross Rd	Construct 4' designated bike lanes	\$7,700			PE \$5		CST \$2,447	CST \$3,528		

Table 2: Local Initiatives Program

Year - Rank	Applicant/Lead Agency	Proj. No.	Location	Description	Total Cost	< FY 23	DTWP FY 2023-2027					Requested Funding	Notes
							FY 23	FY 24	FY 25	FY 26	FY 27		
<u>22-1</u>	<u>Boca Raton</u>	<u>TBD</u>	<u>SW 18th Street from Military Trail to Addison Ave</u>	<u>Construct 10' shared use paths and missing crosswalks and sidewalks</u>	<u>\$1,659</u>							<u>\$1,494</u>	
<u>22-2</u>	<u>SFRTA</u>	<u>TBD</u>	<u>SFRTA - Tri-Rail Service</u>	<u>Purchase one (1) passenger rail car</u>	<u>\$3,500</u>							<u>\$3,500</u>	Seeking additional \$2.5M in TRIP funds
<u>22-3</u>	<u>Palm Beach Gardens</u>	<u>TBD</u>	<u>Gardens Parkway from Alternate A1A to Prosperity Farms Road</u>	<u>5' designated bike lane and 8' sidewalk</u>	<u>\$4,634</u>							<u>\$3,610</u>	
<u>22-4</u>	<u>Palm Tran</u>	<u>TBD</u>	<u>Palm Tran electric buses and Palm Tran Maintenance Facility (Electronics Way) charging stations</u>	<u>Purchase 4 electric buses and install electric charging at maintenance facility</u>	<u>\$5,000</u>							<u>\$5,000</u>	
<u>22-5</u>	<u>Delray Beach</u>	<u>TBD</u>	<u>Barwick Rd from Lake Ida Rd to Sabal Lakes Rd (N)</u>	<u>10' shared use path and new sidewalk</u>	<u>\$2,531</u>							<u>\$1,659</u>	
<u>22-6</u>	<u>Palm Tran</u>	<u>TBD</u>	<u>Countywide</u>	<u>Bus Stop Improvements</u>	<u>\$5,000</u>							<u>\$5,000</u>	
<u>22-7</u>	<u>ITID</u>	<u>TBD</u>	<u>Temple Blvd, Hall Blvd, 140th Ave</u>	<u>Seminole Speed Tables</u>	<u>\$627</u>							<u>\$442</u>	
Cost Summary					\$200,739	\$40,164	\$36,533	\$16,792	\$29,197	\$16,077	\$22,864	\$22,855	

Transportation Alternative Projects

Project Selection Process

Transportation Alternative projects are selected from an annual competitive application process based on the Goals, Objectives and Values in the adopted LRTP; these projects are then ranked by the Vision Zero Advisory Committee (VZAC) and approved by the TPA Governing Board. The VZAC ranking and project scores for the 2022 application cycle are attached as Exhibit A.

Project Funding

Construction of Transportation Alternative Projects proposed for inclusion in the TIP is funded with federal Surface Transportation Block Grant (STBG) Transportation Alternative (TA) set-aside funds on a cost reimbursement basis for eligible expenses and supplemented with local funds. Design of the project is funded by the applicant no less than two years prior to construction funding availability. Projects that are new to the list are typically programmed in the 3rd year – Fiscal Year 2026.

Programmed Funding in Adopted FY 23-27 TIP (Federal Funds Only): ~\$10.4M (additional \$6.3 million of local funding)

Anticipated 3-Year Funding Level from LRTP: ~\$9.3M (\$3.1M/yr)

Amount needed to fund all phases of remaining priorities: **~\$3.35M**

The TPA requests the following for the FY 23-27 Transportation Alternatives Priority Project List:

- Program construction/implementation of four (4) new 2022 projects from 2022 Transportation Alternatives application cycle.

Table 3: Transportation Alternatives Program

This program is for non-motorized projects on or off the federal-aid eligible network. Sources of funding are from the approximately \$3.1 Million/year of the federal STBG Transportation Alternatives (TA) set-aside program, known locally as TA, that is allocated to the TPA for prioritization.

Shown in \$1,000s

Year - Rank	Applicant/ Lead Agency	Proj. No.	Location	Description	Total Cost	< FY 23	Current FY 2023-2027 TIP					Requested Funding	Notes
							FY 23	FY 24	FY 25	FY 26	FY 27		
16-2	West Palm Beach/ FDOT	4400151	North Shore Bridge in West Palm Beach	Construct pedestrian bridge west of existing roadway bridge	\$1,289	\$423		CST \$927					
17-1	West Palm Beach	4415271	Northmore neighborhood	Construct sidewalks and shared use pathways	\$1,325	\$1,325							Construction late 2022
18-1	West Palm Beach	4443501	Trailway on NW side of Clear Lake connecting Okeechobee Blvd to Palm Beach Lakes Blvd	Construct 10' shared use path on west side of Clear Lake	\$1,998	\$1,998							Construction Sept 2022
18-2	Greenacres	4443591	Dillman Trail from Forest Hill Blvd to Dillman Rd	Construct 12' shared use path	\$723	\$723							Construction Sept 2022
18-4	Palm Beach County	4443661	CR A1A/Ocean Dr from Donald Ross Rd to Indiantown Rd	Install 24 pedestrian activated flashers and ADA crossing enhancements	\$869	\$869							Construction late Summer 2022
19-1	Westgate CRA/ Palm Beach County	4460771	Seminole Blvd from Okeechobee Blvd to Oswego Ave	Construct 10-12' shared use paths, high visibility crosswalks, and pedestrian lighting	\$1,645	\$5	CST \$1,640						
19-2	Boynton Beach	4460781	SE 1st St from Boynton Beach Blvd to Woolbright Rd	Construct 10' shared use path on western side of roadway	\$3,247	\$5	CST \$3,242						
19-3	Loxahatchee Groves/Palm Beach County	4460801	Okeechobee Blvd from A Rd to Folsom Rd	Construct 6' unpaved path with fence on south side of roadway	\$190	\$5		CST \$1,185					Anticipated to be withdrawn
19-4	Palm Beach Gardens	4460841	Various existing pedestrian crossings	Install pedestrian activated flashers at 12 existing crossings	\$412	\$5	CST \$407						
20-1	Lake Worth Beach	4483011	Various Locations - Local Roads	Construct ADA Curb Ramps and Sidewalk	\$1,095	\$5		CST \$1,090					
20-2	Palm Beach Gardens	4483021	Kyoto Gardens Drive from Military Trail to Alt A1A	Construct 5' bike lane and 8' pathway on north side of roadway	\$120	\$105	CST \$1,015						
20-3	Westgate CRA/ Palm Beach County	4483031	Cherry Rd from Military Trl to Quail Dr	Construct 10-12' shared use path and pedestrian lighting on north side of roadway	\$1,889	\$5		CST \$1,889					
20-4	Palm Tran	4483041	Countywide - 110 bus stops	Install 5' sidewalk connections and ADA bus stop enhancements	\$281			CAP \$281					

Table 3: Transportation Alternatives Program

Shown in \$1,000s

Year - Rank	Applicant/Lead Agency	Proj. No.	Location	Description	Total Cost	< FY 23	Current FY 2023-2027 TIP					Requested Funding	Notes
							FY 23	FY 24	FY 25	FY 26	FY 27		
21-1	Palm Beach Gardens	4490051	Burns Rd from Military Trl to Alt A1A	Construct 9.5' separated two-way bicycle track	\$1,405		PE \$5		CST \$1,400				
21-2	Boca Raton	4489991	El Rio Trail from Glades Rd to Yamato Rd	Install lighting	\$1,274		PE \$5		CST \$1,269				
21-3	ITID	4490021	Grapeview Blvd from Key Lime Blvd to 60th St and Key Lime Blvd from Hall to M-1 Canal	Construct 10' shared use path and 8' pathway	\$1,663		PE \$5		CST \$1,658				
21-4	Wellington	4490061	C-8 Canal from Forest Hill Blvd to Stribling Way	Construct 10' shared use path	\$739		PE \$5		CST \$734				
<u>22-1</u>	<u>ITID</u>	<u>TBD</u>	<u>Hamlin Blvd from Hall Blvd to Grapeview Blvd; Grapeview Blvd from Hamlin Blvd to Citrus Grove Blvd; Citrus Grove Blvd from Hall Blvd to Avocado Blvd</u>	<u>Construct 10' shared use path and expand existing sidewalk to 8'</u>	<u>\$1,530</u>							<u>\$985</u>	
<u>22-2</u>	<u>Palm Beach Gardens</u>	<u>TBD</u>	<u>Fairchild Ave from Fairchild Gardens Ave to Campus Dr</u>	<u>Construct buffered bicycle lanes and 8' pathway on south side of roadway</u>	<u>\$1,556</u>							<u>\$1,000</u>	
<u>22-3</u>	<u>West Palm Beach</u>	<u>TBD</u>	<u>49th St from Greenwood Ave to North Flagler Drive</u>	<u>Construct ADA curb ramps and sidewalks, traffic calming speed humps and sharrows</u>	<u>\$1,052</u>							<u>\$594</u>	
<u>22-4</u>	<u>Royal Palm Beach</u>	<u>TBD</u>	<u>Various Locations - Local Roads</u>	<u>Install pedestrian and bicycle network wayfinding signage</u>	<u>\$934</u>							<u>\$773</u>	
Cost Summary					\$25,236	\$5,474	\$6,324	\$5,372	\$5,061			\$3,353	




Exhibit A: 2022 TPA Grant Funding Cycle Applications

2022 Local Initiatives Applications

TPA SCORE	APPLICANT	LOCATION	DESCRIPTION	FUNDING REQUEST	STATUS
25.2	Boca Raton	SW 18 th Street from Military Trail to Addison Avenue	Construct 10' shared use pathway and missing crosswalks	\$1,494,478	Eligible
25.0	SFRTA - Tri-Rail Service	SFRTA - Tri-Rail Service	Purchase one (1) passenger rail car	\$3,500,000	Eligible
24.5	Palm Beach Gardens	Gardens Parkway from Alternate A1A to Prosperity Farms Road	5' designated bike lane and 8' sidewalk	\$3,609,720	Eligible
20.0	Palm Tran	Palm Tran electric buses and Palm Tran Maintenance Facility (Electronics Way) charging stations	Purchase 4 electric buses and install electric charging at maintenance facility	\$5,000,000	Eligible
17.8	Delray Beach	Barwick Rd from Lake Ida Rd to Sabal Lakes Rd (N)	10' shared use path and new sidewalk	\$1,658,549	Eligible
15.0	Palm Tran	Countywide	Bus Stop Improvements	\$5,000,000	Eligible
11.6	Indian Trail Improvement District	Temple Blvd, Hall Blvd, 140th Ave	Seminole Speed Tables	\$441,971	Eligible






2022 Transportation Alternatives Applications

VZAC RANK	TPA SCORE	APPLICANT	LOCATION	DESCRIPTION	FUNDING REQUEST	STATUS
1	44.2	Indian Trails Improvement District	Hamlin Blvd from Hall Blvd to Grapeview Blvd; Grapeview Blvd from Hamlin Blvd to Citrus Grove Blvd; Citrus Grove Blvd from Hall Blvd to Avocado Blvd	Construct 10' shared use path and expand existing sidewalk to 8'	\$985,319	Eligible
2	42.3	City of Palm Beach Gardens	Fairchild Ave from Fairchild Gardens Ave to Campus Dr	Construct buffered bicycle lanes and 8' pathway on south side of roadway	\$1,000,000	Eligible
3	27.8	Village of Royal Palm Beach	Various Locations - Local Roads	Install pedestrian and bicycle network wayfinding signs	\$594,197	Eligible
4	26.5	City of West Palm Beach	49th St from Greenwood Ave to North Flagler Dr	Construct ADA curb ramps and sidewalks, traffic calming speed humps and sharrow	\$773,475	Eligible



PALM BEACH TPA

FY 23 STRATEGIC PLAN





PALM BEACH Transportation Planning Agency

301 Datura Street
West Palm Beach, FL 33401

Phone: 561.725.0800
Email: info@PalmBeachTPA.org

PalmBeachTPA.org

Public participation is solicited without regard to race, color, national origin, age, sex, religion, disability, or family status. Persons who require special accommodations under the American with Disabilities Act or translation services for a meeting, free of charge, or for complaints, questions, or concerns about civil rights, please contact Melissa Murray by phone at 561-725-0813 or by email at MMurray@PalmBeachTPA.org. Hearing impaired individuals are requested to telephone the Florida Relay System at #711.

GOVERNING BOARD MEMBERSHIP

TPA Chair

Mayor Robert S. Weinroth
Palm Beach County

TPA Vice Chair

Mayor Chelsea S. Reed
City of Palm Beach Gardens

City of

Belle Glade

Mayor Steve B. Wilson

City of

Boca Raton

Council Member Andy Thomson
Council Member Yvette Drucker

City of

Boynton Beach

Vice Mayor Angela Cruz

City of

Delray Beach

Mayor Shelly Petrolia

City of

Greenacres

Mayor Joel Flores

Town of

Jupiter

Mayor Jim Kuretski

City of

Lake Worth Beach

Commissioner Reinaldo Diaz

Palm Beach County
Vice Mayor Gregg K. Weiss
Commissioner Maria Marino
Commissioner Maria Sachs
Commissioner Melissa McKinlay

Village of
Palm Springs
Mayor Pro Tem Joni Brinkman

City of
Riviera Beach
Councilwoman Shirley Lanier

Village of
Royal Palm Beach
Mayor Fred Pinto

Village of
Wellington
Councilman Michael J. Napoleone

City of
West Palm Beach
Commissioner Christy Fox
Commissioner Joseph Peduzzi

Port of Palm Beach
Commissioner Katherine Waldron

Florida Department of Transportation
(non-voting advisory member)
District Four Secretary Gerry O'Reilly

CONTENTS

STRATEGIC PLAN PURPOSE	4
GOALS, ACTIONS AND OUTCOMES	5
MONITORING AND ANNUAL REPORT CARDS	7

STRATEGIC PLAN PURPOSE

Strategic planning is an organization's process of defining its strategy, or direction, and then directing its resources to pursue this strategy. The Palm Beach Transportation Planning Agency (TPA) established and annually updates its Strategic Plan as a measurable guide toward executing its mission and achieving its long-term vision. The Strategic Plan defines specific and incremental steps that will be initiated, monitored for timely progress, and annually reported to the TPA Governing Board and the public.

The mission and vision statements concisely communicate the agency's overall purpose and direction. Crafted by the Governing Board, Advisory Committees, Executive Director and staff, the Palm

Beach TPA's mission and vision statements are intended to be inspirational while also providing a focus and direction for the organization. Together, they guide the Governing Board in making decisions consistent with the established priorities of the TPA.

Several benefits are derived from developing and implementing the Strategic Plan. Governing Board priorities are clearly communicated for the TPA Executive Director and staff to follow. Metrics are established for measuring progress on each action and making adjustments to achieve the strategic outcomes efficiently & cost-effectively. Transparency and accountability are provided to the public, the partnering organizations, and the member agencies of the TPA.

MISSION



To collaboratively plan, prioritize and fund the transportation system.

VISION



A safe, efficient and connected multimodal transportation system.

GOALS, ACTIONS AND OUTCOMES

Six goals, aligned with the TPA's Unified Planning Work Program, frame the approach to achieving the Strategic Plan and provide clarity of purpose and direction. The goals are further defined and supported

by specific actions and measurable outcomes to monitor progress and promote accountability.



ENGAGE THE PUBLIC

Action	Outcome(s)
Promote interactive comment map	
A <u>Collect public comments via online map, surveys and other platforms to inform transportation planning efforts</u>	500 comments
Expand social media following	4,000 followers and 25,000 impressions/month
B <u>Increase social media engagement</u>	<u>4,500 followers</u> <u>30,000 impressions/month</u>
C Conduct or support outreach events and campaigns	500 respondents 2,000 participants
D Increase Public Awareness of the TPA	40-75 TPA-related media stories
E Present TPA initiatives to partner agencies and groups	15-20 presentations



PLAN THE SYSTEM

Action	Outcome(s)
A Refine countywide mobility vision and funding plan	Refined Vision Plan
B Commence multimodal studies on transit plan corridors	2 new studies
C <u>B</u> Conduct pedestrian and bicycle safety field reviews	5 locations
D <u>C</u> Implement and update Vision Zero Action Plan	Updated Plan <u>Status Update</u>
E Update Complete Streets Design Guidelines	Updated Design Guidelines
F Analyze impacts of pandemic on current and future travel patterns	Report



GOAL
3

PRIORITIZE FUNDING

Action	Outcome(s)
Create State Road Modifications (SRM) scoring system	New scoring system
A <u>Identify and prioritize safety projects on high-crash corridors and Tier 1 Pedestrian & Bicycle Network</u>	<u>5 safety projects prioritized</u>
B Support <u>and track</u> applications for discretionary grants	3 applications <u>Tracking system</u>
C Establish application process for safety projects	New application process
Advocate for TPA adopted legislative and policy positions	Amended laws and policies
D <u>C Participate in the creation of MPOAC Legislative Priorities and Policy Positions</u>	<u>Adopted MPOAC Legislative Priorities and Policy Positions</u>



GOAL
4

IMPLEMENT PROJECTS

Action	Outcome(s)
A Engage stakeholders in FDOT, County and City project reviews to promote TPA vision and priorities and consider local preferences	50 projects
B Publish Annual System Report Card	Report Card
Support accelerated project delivery by partner agencies	
C <u>Assist municipalities with project identification and grant application submittals</u>	<u>4 projects submittals</u>
D Monitor the collection and use of SCETS tax revenue, managed lane revenue, and construction funds allocated for plant materials per s. 334.044(26), F.S.	Report



GOAL
5

COLLABORATE WITH PARTNERS

Action	Outcome(s)
A Assist local governments with transportation and mobility studies and plans	3 4 local studies/plans
B Conduct events on topics of interest	4 events
C Create mobility options video <u>Create "How to Ride" Mobility Options videos</u>	<u>5 videos</u>
D Facilitate discussion of LRTP projects and their inclusion in local comprehensive plans	Summary Report
E <u>Conduct mobile tours with partner agencies to experience local transportation facilities and services</u>	<u>4 tours</u>



GOAL
6

ADMINISTER THE AGENCY

Action	Outcome(s)
A Provide board member and staff training (MPOAC Institute, national conferences, local workshops)	40 trainings
B Modify TPA Committees to support TPA Initiatives <u>Update Board and Committee onboarding resources</u>	Revised Operating Procedures <u>Updated handbook, video, and workshop</u>
C Pursue distinguished workplace designations	1 <u>new</u> designation
D Provide quarterly financial summaries and audited annual comprehensive financial report	Summaries FY-21 <u>22</u> Financial Report
E Provide Strategic Plan Report	Report

MONITORING AND ANNUAL REPORT CARDS

Monitoring progress toward the desired outcomes informs the day-to-day administrative decisions and actions of the Executive Director, influencing the allocation of agency resources and the prioritization of board agenda items and collaborative discussions with key stakeholders and partners.

Annual reporting of outcomes allows the TPA Governing Board to fully realize and leverage the value of the TPA and informs future TPA Board decisions regarding appropriate revisions to the Strategic Plan.

To support annual review of progress, the TPA has created "report cards" that summarize the TPA's prior performance in relation to achieving TPA Board objectives. The annual report cards for FY 2022 and FY 2021 are provided on the following pages.

FY 22 STRATEGIC PLAN REPORT CARD

Goals, Actions and Outcomes



GOAL 1

ENGAGE THE PUBLIC

Action	Outcome(s)	Status
A. Promote interactive comment map	Received 194 comments	
B. Expand social media following	4,084 followers as of 6/28/22 Avg. 32,261 impressions/month	
C. Conduct or support outreach events and campaigns	632 respondents 3,198 participants	
D. Increase public awareness of the TPA	44 TPA-related media stories	
E. Present TPA initiatives to partner agencies and groups	31 presentations	



GOAL 2

PLAN THE SYSTEM

Action	Outcome(s)	Status
A. Refine countywide mobility vision and funding plan	Refining transit projects Drafting LRTP scope	
B. Commence multimodal studies on transit plan corridors	Tri-Rail Coastal Link, Okeechobee Blvd. & SR 7, US 1 & Lake Worth Beach CS	
C. Conduct pedestrian and bicycle safety field reviews	5 locations	
D. Implement and update Vision Zero Action Plan	Updated Action Plan adopted	
E. Update Complete Streets Design Guidelines	Work order issued 12/21	
F. Analyze impacts of pandemic on current and future travel patterns	Report published 12/21	



GOAL 3

PRIORITIZE FUNDING

Action	Outcome(s)	Status
A. Create State Road Modifications (SRM) scoring system	Board adopted policy 11/21	
B. Support applications for discretionary grants	Supported 12 applications	
C. Establish application process for safety projects	Integrated safety scoring in SRM	
D. Advocate for TPA adopted legislative and policy positions	MPOAC Leg. Priorities and Policy Positions adopted May 2022	



GOAL 4

IMPLEMENT PROJECTS

Action	Outcome(s)	Status
A. Engage stakeholders in FDOT, County and City project reviews to promote TPA vision and priorities and consider local preferences	Engaged stakeholders and reviewed 64 projects	
B. Publish annual system report card	Presented report card in February and March 2021	
C. Support accelerated project delivery by partner agencies	I-95 at PGA Blvd. and private local bus operating assistance	
D. Monitor the collection and use of SCETS tax revenue, managed lane revenue, and construction funds allocated for plant materials per s. 334.044(26), F.S.	Report in TIP document to be adopted June 2022	



GOAL 5

COLLABORATE WITH PARTNERS

Action	Outcome(s)	Status
A. Assist local governments with transportation and mobility studies & plans	Assisted with 3 active local studies	
B. Conduct events on topics of interest	Conducted 11 events	
C. Create mobility options video	Video completed June 2022	
D. Facilitate discussion of LRTP projects and their inclusion in local comprehensive plans	Collecting comprehensive plans and starting outreach for LRTP	



GOAL 6

ADMINISTER THE AGENCY

Action	Outcome(s)	Status
A. Provide board member and staff training (MPOAC Institute, national conferences, local workshops)	Provided >60 trainings	
B. Modify TPA Committees to support TPA initiatives	Vision Zero Advisory Committee approved in February 2022	
C. Pursue distinguished workplace designations	1 designation	
D. Provide quarterly financial summaries and audited Comprehensive Annual Financial Report (CAFR)	Provided quarterly reports CAFR to be completed by 6/22	
E. Provide Strategic Plan report	Provided annual report card	

MET | IN PROCESS | NOT MET

FY 21 STRATEGIC PLAN REPORT CARD

Goals, Actions and Outcomes



ENGAGE THE PUBLIC

Action	Outcome(s)	Status
A. Promote interactive comment map	Received <50 comments	
B. Expand social media outreach	Posted ~50 items per month	
C. Conduct or support outreach events and campaigns	>2,000 event participants <150 respondents	
D. Update video explaining role of the TPA	Finalized video in June 2021	
E. Provide live online access to Board meetings	Provided access in January 2021	



PLAN THE SYSTEM

Action	Outcome(s)	Status
A. Commence multimodal studies on transit plan corridors	Okeechobee Blvd / SR-7 & US-1	
B. Conduct pedestrian and bicycle safety field reviews	Delray, RPB, PBG, & Jupiter	
C. Publish Long Range Transportation Plan implementation report	Published in FY 21-25 TIP adopted in July 2020	
D. Create Smart Palm Beach website to improve existing data, add new data, and share data	PalmBeachTPA.org/Data website created in June 2021	
E. Create Complete Streets Opportunities Plan	Draft plan completed June 2021	
F. Analyze impacts of pandemic on current and future travel patterns	Draft analysis coming Fall 2021	



PRIORITIZE FUNDING

Action	Outcome(s)	Status
A. Notify partners of funding opportunities	Notified via website, reports, social media, e-news	
B. Update LI/TA Scoring System to ensure projects advance TPA Priorities	Updated scoring system in October 2020 and March 2021	
C. Support applications for discretionary grants	Supported 5 discretionary grant applications supported	
D. Identify safety projects within TPA priority list	TPA staff is working on application process with FDOT	
E. Advocate for law and policy changes to allow multimodal projects to compete evenly with road capacity projects	Fed reauthorization underway, some State changes passed	



IMPLEMENT PROJECTS

Action	Outcome(s)	Status
A. Engage stakeholders in FDOT, County and City project reviews to promote TPA vision and priorities and consider local preferences	Engaged with stakeholders and reviewed >60 projects	
B. Publish annual system report card	Presented report card in February and March 2021	
C. Provide TPA Priority Projects status report	Provided monthly as of February 2021	
D. Support accelerated project delivery by partner agencies	Advanced Palm Beach signal interconnect to FY 22 and Kyoto Gardens Dr to FY 23	
E. Monitor the collection and use of SCETS tax revenue, managed lane revenue, and MCORES project impacts on TPA Priority Projects	Reported in TIP document adopted in June 2021	



COLLABORATE WITH PARTNERS

Action	Outcome(s)	Status
A. Collect ped/bike activity counts	9 sites active in June 2021	
B. Assist local governments with transportation studies & plans	Assisted with 7 local studies	
C. Conduct workshops on topics of interest	Conducted 9 workshops	
D. Create Complete Streets project video	Draft video in June 2021	
E. Facilitate discussion of LRTP projects and their inclusion in local comprehensive plans	Draft report coming in Fall 2021	



ADMINISTER THE AGENCY

Action	Outcome(s)	Status
A. Provide board member training (MPOAC Institute, national conferences, local workshops)	Provided 19 trainings	
B. Provide TPA Staff Training	Provided >40 trainings	
C. Pursue distinguished workplace designations	Achieved 2 designations	
D. Provide quarterly and comprehensive annual financial reports	Provided reports & draft CAFR	
E. Provide Strategic Plan report	Provided annual report card	



FY 2021/2022 UPWP Revision #4 Amendment Summary

The TPA's FY 2021/2022 UPWP terminates on June 30, 2022 and an amendment is required to implement necessary budget adjustments during fiscal years 2021 and 2022.

During the FY 2021/2022 UPWP the TPA underwent several changes including staff expansion, filling vacancies, navigating a pandemic, and undergoing a leadership transition. These changes resulted in the need to amend the budget to reallocate consultant support and staffing expenses to accomplish UPWP tasks as described below:

- In FY 2022, TPA consultant efforts are concentrated in UPWP Task 2 (Plan the System) rather than divided among the other tasks as originally forecasted.
- The TPA is utilizing FHWA PL and SU funding to deliver the FY 2021/2022 UPWP. FHWA SU funding is restricted regarding its use and is a perishable source of funding. PL funds will carry to the next UPWP. The TPA has redistributed expenses between the PL and SU funds to expend the SU and preserve the PL funds to carry forward into the next UPWP.
- In FY 2022, the TPA is attributing more staff time than consultant efforts to FTA tasks.
- The TPA forecasted to fully expend FTA grant G1726 in FY 2021. These efforts are continuing into FY 2022 therefore the remaining budget must be transferred to FY 2022.
- In FY 2022, the TPA is making efforts to increase the reliability of online communications and upgrade to a dedicated fiber optic utility network. The change is within the scope of the UPWP and requires an amendment to the Facilities Expense budget.
- In FY 2022, the TPA will be recognizing online software services as direct expenses rather than consultant expenses to be more consistent with the TPA's internal accounting assignments. This modification requires additional budget for the operating supplies and equipment category.

This FY 2021/2022 UPWP amendment follows the TPA Operating Procedures as an emergency approval due to UPWP closure time constraints. The total UPWP budget remains unchanged.



PALM BEACH Transportation Planning Agency

FY 2021 & FY 2022 UNIFIED PLANNING WORK PROGRAM

Adopted May 2020

Maura G. Marino

TPA Chair

REVISION	TYPE	DATE
#1	Modification	11/05/2020
#2	Amendment	3/18/2021
#3	Modification	8/11/2021

CFDA Numbers

20.205 - Highway Planning and Construction
20.505 - Federal Transit Technical Studies Grant
(Metropolitan Planning)

FAP No. 0097-058-M

FM (FPN) No. 439325-3-14-01

FM (FPN) No. 439325-3-14-02

FM (FPN) No. 413735-3-14-01

This report was prepared in cooperation with our funding partners including United States Department of Transportation Federal Highway Administration, Federal Transit Administration, Florida Department of Transportation, Florida Commission on Transportation Disadvantaged, Palm Beach County and in coordination with other participating governments.

Public participation is solicited without regard to race, color, national origin, age, sex, religion, disability or family status. Persons who require special accommodations under the American with Disabilities Act or translation services, free of charge, or for complaints, questions or concerns about civil rights, please contact: Melissa Murray at 561-725-0813 or email MMurray@PalmBeachTPA.org. Hearing impaired individuals are requested to telephone the Florida Relay System at #711.



PALM BEACH Transportation Planning Agency

FY 2021 & FY 2022 UNIFIED PLANNING WORK PROGRAM

Adopted May 2020

[Signature]

TPA Chair

REVISION	TYPE	DATE
#1	Modification	11/05/2020
#2	Amendment	3/18/2021
#3	Modification	8/11/2021
#4	Amendment	6/30/2022

CFDA Numbers

20.205 - Highway Planning and Construction
20.505 - Federal Transit Technical Studies Grant
(Metropolitan Planning)

FAP No. 0097-058-M

FM (FPN) No. 439325-3-14-01

FM (FPN) No. 439325-3-14-02

FM (FPN) No. 413735-3-14-01

This report was prepared in cooperation with our funding partners including United States Department of Transportation Federal Highway Administration, Federal Transit Administration, Florida Department of Transportation, Florida Commission on Transportation Disadvantaged, Palm Beach County and in coordination with other participating governments.

Public participation is solicited without regard to race, color, national origin, age, sex, religion, disability or family status. Persons who require special accommodations under the American with Disabilities Act or translation services, free of charge, or for complaints, questions or concerns about civil rights, please contact: Melissa Murray at 561-725-0813 or email MMurray@PalmBeachTPA.org. Hearing impaired individuals are requested to telephone the Florida Relay System at #711.



	Activity	Deliverable(s)	Completion Date
G*	Conduct surveys, administer focus groups, and capture interactive electronic data to maximize public input	Surveys, Summaries, Data	As needed
H*	Monitor and update the TPA website with current events, meeting agendas, reports, etc.	Updated website	Biweekly
I*	Prepare outreach materials for various planning initiatives (i.e. videos, print material, etc.), including alternate formats upon request	Targeted outreach materials	As needed
J*	Participate and coordinate with SEFTC and partner agencies for regional public participation	Meeting attendance	As needed
K	Monitor countywide statistical data (race, color, national origin, sex, age, disability) of participants and beneficiaries of the TPA programs and activities	Data summaries	Annually
L	Attend Title VI, ADA and public involvement training	Completed training	Annually
M	Monitor ADA and Title VI compliance and process all complaints	Monitoring report	Annually

Responsible Agency: Palm Beach TPA

Participating Agencies: FHWA, FDOT, BMPO, MDTP, TCRPC, SEFTC, School District

Task 1 Budget for Fiscal Years 2021 and 2022

FY 2021					
CATEGORY	FHWA PL	FHWA SU	FTA 5305(d)	FDOT CASH MATCH	TOTAL FUNDS
Personnel	95,942	70,276	48,468	2,096	216,782
Consultants	70,000	23,000	258,000	13,500	364,500
TOTAL	\$165,942	\$93,276	\$306,468	\$15,596	\$581,282

FY 2022					
CATEGORY	FHWA PL	FHWA SU	FTA 5305(d)	FDOT CASH MATCH	TOTAL FUNDS
Personnel	114,684	149,181	53,366		317,231
Consultants		85,000	94,000		179,000
TOTAL	\$114,684	\$234,181	\$147,366		\$496,231

*TPA staff will utilize outside consultants to support the work performed on these activities up to the total amount shown for consultants in each fiscal year.



	Activity	Deliverable(s)	Completion Date
G*	Conduct surveys, administer focus groups, and capture interactive electronic data to maximize public input	Surveys, Summaries, Data	As needed
H*	Monitor and update the TPA website with current events, meeting agendas, reports, etc.	Updated website	Biweekly
I*	Prepare outreach materials for various planning initiatives (i.e. videos, print material, etc.), including alternate formats upon request	Targeted outreach materials	As needed
J*	Participate and coordinate with SEFTC and partner agencies for regional public participation	Meeting attendance	As needed
K	Monitor countywide statistical data (race, color, national origin, sex, age, disability) of participants and beneficiaries of the TPA programs and activities	Data summaries	Annually
L	Attend Title VI, ADA and public involvement training	Completed training	Annually
M	Monitor ADA and Title VI compliance and process all complaints	Monitoring report	Annually

Responsible Agency: Palm Beach TPA

Participating Agencies: FHWA, FDOT, BMPO, MDTP, TCRPC, SEFTC, School District

Task 1 Budget for Fiscal Years 2021 and 2022

FY 2021					
CATEGORY	FHWA PL	FHWA SU	FTA 5305(d)	FDOT CASH MATCH	TOTAL FUNDS
Personnel	95,942	52,856	71,758	5,007	225,563
Consultants	70,000		121,295	227	191,522
TOTAL	\$165,942	\$52,856	\$193,053	\$5,234	\$417,085

FY 2022					
CATEGORY	FHWA PL	FHWA SU	FTA 5305(d)	FDOT CASH MATCH	TOTAL FUNDS
Personnel	76,884	116,381	103,114	29	296,408
Consultants	37,800	7,500	30,524		75,824
TOTAL	\$114,684	\$123,881	\$133,638	\$29	\$372,232

*TPA staff will utilize outside consultants to support the work performed on these activities up to the total amount shown for consultants in each fiscal year.



Activity		Deliverable(s)	Completion Date
D**	Plan the non-motorized transportation system, including evaluating TPA's pedestrian and bicycle priority networks, upcoming resurfacing projects, and high crash locations to identify pedestrian and bicycle infrastructure improvements and collect pedestrian and bicycle count and safety data	Projects Identified	Annually in Priority Project List
		Ped/Bike Counts	Continuously
E**	Implement and monitor actions identified in Vision Zero Action Plan	Vision Zero Action Plan Report Card	Annually
F**	Conduct and assist local governments with multimodal plans and corridor studies to improve safety for users of all ages, abilities and transportation modes	Community plans and studies	As needed
G**	Update the freight system plan, participate on committees, and coordinate with stakeholders	Freight Plan	As needed
H**	Collect and analyze population and employment data, vehicular traffic, non-motorized activity, transit ridership data, intermodal freight statistics, and other data in order to maintain GIS datasets.	Updated GIS datasets	Annually
I**	Update and potentially automate population and employment projections and zonal allocations	Updated projections and allocations	June 2021

Responsible Agencies: Palm Beach TPA, Palm Tran for Task 2.B using FTA 5307 funds

Participating Agencies: FDOT, FHWA, SEFTC, SFRTA, SFRPC, TCRPC, BMPO, MDTP, Freight Industry, FDEP, PBC, School District, PBCHD, Local Municipalities, Northern and Western MPOs/TPO, Palm Tran

Task 2 Budget for Fiscal Years 2021 and 2022*

FY 2021						
CATEGORY	FHWA PL	FHWA SU	FTA 5305(d)	FDOT CASH MATCH	CTD	TOTAL FUNDS
Personnel	120,614	70,870	55,835	2,415	49,871	299,605
Consultants	400,000	440,000	65,000	8,125		913,125
TOTAL	\$520,614	\$510,870	\$120,835	\$10,540	\$49,871	\$1,212,730

FY 2022						
CATEGORY	FHWA PL	FHWA SU	FTA 5305(d)	FDOT CASH MATCH	CTD	TOTAL FUNDS
Personnel	107,853	140,295	50,187		49,871	348,206
Consultants	140,000	150,000	45,000			335,000
TOTAL	\$247,853	\$290,295	\$95,187		\$49,871	\$683,206

*In addition to the funding shown above, Palm Tran intends to use approximately \$3.7M of FTA 5307 funds for transportation planning activities from FY 20 to FY 24.

**TPA staff will utilize outside consultants to support the work performed on these activities up to the total amount shown for consultants in each fiscal year.



Activity		Deliverable(s)	Completion Date
D**	Plan the non-motorized transportation system, including evaluating TPA's pedestrian and bicycle priority networks, upcoming resurfacing projects, and high crash locations to identify pedestrian and bicycle infrastructure improvements and collect pedestrian and bicycle count and safety data	Projects Identified	Annually in Priority Project List
		Ped/Bike Counts	Continuously
E**	Implement and monitor actions identified in Vision Zero Action Plan	Vision Zero Action Plan Report Card	Annually
F**	Conduct and assist local governments with multimodal plans and corridor studies to improve safety for users of all ages, abilities and transportation modes	Community plans and studies	As needed
G**	Update the freight system plan, participate on committees, and coordinate with stakeholders	Freight Plan	As needed
H**	Collect and analyze population and employment data, vehicular traffic, non-motorized activity, transit ridership data, intermodal freight statistics, and other data in order to maintain GIS datasets.	Updated GIS datasets	Annually
I**	Update and potentially automate population and employment projections and zonal allocations	Updated projections and allocations	June 2021

Responsible Agencies: Palm Beach TPA, Palm Tran for Task 2.B using FTA 5307 funds

Participating Agencies: FDOT, FHWA, SEFTC, SFRTA, SFRPC, TCRPC, BMPO, MDTP, Freight Industry, FDEP, PBC, School District, PBCHD, Local Municipalities, Northern and Western MPOs/TPO, Palm Tran

Task 2 Budget for Fiscal Years 2021 and 2022*

FY 2021						
CATEGORY	FHWA PL	FHWA SU	FTA 5305(d)	FDOT CASH MATCH	CTD	TOTAL FUNDS
Personnel	120,614	45,050	78,412	5,237	49,871	299,184
Consultants	400,000	396,660	16,995	2,124		815,779
TOTAL	\$520,614	\$441,710	\$95,407	\$7,361	\$49,871	\$1,114,963

FY 2022						
CATEGORY	FHWA PL	FHWA SU	FTA 5305(d)	FDOT CASH MATCH	CTD	TOTAL FUNDS
Personnel	58,853	83,795	80,273	2	49,871	272,794
Consultants	327,500	944,190	6,650			1,278,340
TOTAL	\$386,353	\$1,027,985	\$86,923	\$2	\$49,871	\$1,551,134

*In addition to the funding shown above, Palm Tran intends to use approximately \$3.7M of FTA 5307 funds for transportation planning activities from FY 20 to FY 24.

**TPA staff will utilize outside consultants to support the work performed on these activities up to the total amount shown for consultants in each fiscal year.



Activity		Deliverable(s)	Completion Date
F*	Establish required performance measure targets and use performance measures to evaluate transportation system performance outcomes and create performance reports for TPA funded projects	System Performance Report Card, including Project performance reports	Annually
G*	Perform Efficient Transportation Decision Making (ETDM) screening, environmental justice, Title VI reviews for major TPA projects	ETDM Report	As required

Responsible Agency: Palm Beach TPA

Participating Agencies: FDOT, FDEP, PBC, Palm Tran, SFRTA, Local Municipalities, PBCHD

Task 3 Budget for Fiscal Years 2021 and 2022

FY 2021					
CATEGORY	FHWA PL	FHWA SU	FTA 5305(d)	FDOT CASH MATCH	TOTAL FUNDS
Personnel	123,614	67,870	55,835	2,415	249,734
Consultants	81,500	20,000			101,500
TOTAL	\$205,114	\$87,870	\$55,835	\$2,415	\$351,234

FY 2022					
CATEGORY	FHWA PL	FHWA SU	FTA 5305(d)	FDOT CASH MATCH	TOTAL FUNDS
Personnel	107,853	140,295	50,187		298,335
Consultants	67,000				67,000
TOTAL	\$174,853	\$140,295	\$50,187		\$365,335

*TPA staff will utilize outside consultants to support the work performed on these activities up to the total amount shown for consultants in each fiscal year.



Activity		Deliverable(s)	Completion Date
F*	Establish required performance measure targets and use performance measures to evaluate transportation system performance outcomes and create performance reports for TPA funded projects	System Performance Report Card, including Project performance reports	Annually
G*	Perform Efficient Transportation Decision Making (ETDM) screening, environmental justice, Title VI reviews for major TPA projects	ETDM Report	As required

Responsible Agency: Palm Beach TPA

Participating Agencies: FDOT, FDEP, PBC, Palm Tran, SFRTA, Local Municipalities, PBCHD

Task 3 Budget for Fiscal Years 2021 and 2022

FY 2021					
CATEGORY	FHWA PL	FHWA SU	FTA 5305(d)	FDOT CASH MATCH	TOTAL FUNDS
Personnel	123,614	46,870	80,238	5,465	256,187
Consultants					
TOTAL	\$123,614	\$46,870	\$80,238	\$5,465	\$256,187

FY 2022					
CATEGORY	FHWA PL	FHWA SU	FTA 5305(d)	FDOT CASH MATCH	TOTAL FUNDS
Personnel	58,853	85,095	79,555	4	223,507
Consultants	148,500				148,500
TOTAL	\$207,353	\$85,095	\$79,555	\$4	\$372,007

*TPA staff will utilize outside consultants to support the work performed on these activities up to the total amount shown for consultants in each fiscal year.



Task 4 - Implement Projects

Purpose

Ensure that implementation of projects and project scope details accomplish the vision, goals and objectives of the TPA Governing Board.

Previous Work

The TPA updated the Congestion Management Process (CMP) during the creation of the 2045 Long Range Transportation Plan. The performance measures now incorporate all federal performance measures and TPA created local measures.

TPA staff is working with the consultant to improve the TIP project management tool to provide more flexibility and efficiency.

TPA staff continued to participate actively in the design review process for state and local projects to ensure the final outcomes are consistent with the planning objectives.

Task 4 Activities for Fiscal Years 2021 and 2022

	Activity	Deliverable(s)	Completion Date
A	Monitor implementation of LRTP projects and programs	LRTP Report Card	Annually
B	Develop a TIP project management, prioritization and mapping tool	Prioritization tool	June 2021
C	Create a performance measures dashboard (inclusive of Congestion Management Process) to track progress and to serve as a resource for committees, stakeholders and the public	Performance measures dashboard	June 2021
D	Provide input on TIP projects constructed by partner agencies to encourage final design and construction plans to be consistent with the TPA's LRTP	Project reviews	As needed

Responsible Agency: Palm Beach TPA

Participating Agencies: FDOT, TCRPC, PBC, Local Municipalities

Task 4 Budget for Fiscal Years 2021 and 2022

FY 2021					
CATEGORY	FHWA PL	FHWA SU	FTA 5305(d)	FDOT CASH MATCH	TOTAL FUNDS
Personnel	61,807	33,935	27,918	1,207	124,867
Consultants		10,000			10,000
TOTAL	\$61,807	\$43,935	\$27,918	\$1,207	\$134,867

FY 2022					
CATEGORY	FHWA PL	FHWA SU	FTA 5305(d)	FDOT CASH MATCH	TOTAL FUNDS
Personnel	53,926	70,147	25,093		149,166
Consultants					
TOTAL	\$53,926	\$70,147	\$25,093		\$149,166



Task 4 - Implement Projects

Purpose

Ensure that implementation of projects and project scope details accomplish the vision, goals and objectives of the TPA Governing Board.

Previous Work

The TPA updated the Congestion Management Process (CMP) during the creation of the 2045 Long Range Transportation Plan. The performance measures now incorporate all federal performance measures and TPA created local measures.

TPA staff is working with the consultant to improve the TIP project management tool to provide more flexibility and efficiency.

TPA staff continued to participate actively in the design review process for state and local projects to ensure the final outcomes are consistent with the planning objectives.

Task 4 Activities for Fiscal Years 2021 and 2022

	Activity	Deliverable(s)	Completion Date
A	Monitor implementation of LRTP projects and programs	LRTP Report Card	Annually
B	Develop a TIP project management, prioritization and mapping tool	Prioritization tool	June 2021
C	Create a performance measures dashboard (inclusive of Congestion Management Process) to track progress and to serve as a resource for committees, stakeholders and the public	Performance measures dashboard	June 2021
D	Provide input on TIP projects constructed by partner agencies to encourage final design and construction plans to be consistent with the TPA's LRTP	Project reviews	As needed

Responsible Agency: Palm Beach TPA

Participating Agencies: FDOT, TCRPC, PBC, Local Municipalities

Task 4 Budget for Fiscal Years 2021 and 2022

FY 2021					
CATEGORY	FHWA PL	FHWA SU	FTA 5305(d)	FDOT CASH MATCH	TOTAL FUNDS
Personnel	61,807	23,835	40,237	2,747	128,626
Consultants					
TOTAL	\$61,807	\$23,835	\$40,237	\$2,747	\$128,626

FY 2022					
CATEGORY	FHWA PL	FHWA SU	FTA 5305(d)	FDOT CASH MATCH	TOTAL FUNDS
Personnel	32,426	52,247	46,697	3	131,373
Consultants					
TOTAL	\$32,426	\$52,247	\$46,697	\$3	\$131,373



Activity		Deliverable(s)	Completion Date
F*	Promote regional transit connectivity through the establishment of an enhanced fare collection system for Palm Tran, regional fare interoperability, the advancement of public and/or private regional transit services, and other measures	Enhanced and Interoperable Fare System	June 2022
G*	Create a web-based platform to improve existing data, add new data, and share data among partners	Web-based Platform	Spring 2021

Responsible Agency: Palm Beach TPA

Participating Agencies: PBC, BMPO, MDTP, SEFTC, Palm Tran, SFRTA, Local Municipalities, FDOT, TCRPC, SFRPC

Task 5 Budget for Fiscal Years 2021 and 2022

FY 2021					
CATEGORY	FHWA PL	FHWA SU	FTA 5305(d)	FDOT CASH MATCH	TOTAL FUNDS
Personnel	125,614	65,870	55,835	2,415	249,734
Consultants	80,000	122,000	175,000		377,000
TOTAL	\$205,614	\$187,870	\$230,835	\$2,415	\$626,734

FY 2022					
CATEGORY	FHWA PL	FHWA SU	FTA 5305(d)	FDOT CASH MATCH	TOTAL FUNDS
Personnel	107,853	140,295	50,187		298,335
Consultants	34,000	25,000	41,000		100,000
TOTAL	\$141,853	\$165,295	\$91,187		\$398,335

*TPA staff will utilize outside consultants to support the work performed on these activities up to the total amount shown for consultants in each fiscal year.



Activity		Deliverable(s)	Completion Date
F*	Promote regional transit connectivity through the establishment of an enhanced fare collection system for Palm Tran, regional fare interoperability, the advancement of public and/or private regional transit services, and other measures	Enhanced and Interoperable Fare System	June 2022
G*	Create a web-based platform to improve existing data, add new data, and share data among partners	Web-based Platform	Spring 2021

Responsible Agency: Palm Beach TPA

Participating Agencies: PBC, BMPO, MDTP, SEFTC, Palm Tran, SFRTA, Local Municipalities, FDOT, TCRPC, SFRPC

Task 5 Budget for Fiscal Years 2021 and 2022

FY 2021					
CATEGORY	FHWA PL	FHWA SU	FTA 5305(d)	FDOT CASH MATCH	TOTAL FUNDS
Personnel	125,614	47,610	80,921	5,550	259,695
Consultants	80,000	42,620	199,707	3,088	325,415
TOTAL	\$205,614	\$90,230	\$280,628	\$8,638	\$585,110

FY 2022					
CATEGORY	FHWA PL	FHWA SU	FTA 5305(d)	FDOT CASH MATCH	TOTAL FUNDS
Personnel	61,853	83,995	79,794	24	225,666
Consultants	12,000				12,000
TOTAL	\$73,853	\$83,995	\$79,794	\$24	\$237,666

*TPA staff will utilize outside consultants to support the work performed on these activities up to the total amount shown for consultants in each fiscal year.



Activity		Deliverable(s)	Completion Date
G*	Procure services, supplies and equipment (RFPs, contracts, etc.)	Executed contracts	As needed
H*	Establish and update, as needed, agreements, operating procedures and COOP for compliance with state and federal rules/laws	Executed Agreements Operating Procedures Updated COOP	Jun 2020 (MPO) Dec 2020 (Transit) Annually (TD) As needed
I	Monitor the release of 2020 U.S. Census results, including any re-designation or re-affirmation process conducted pursuant to Section 339.175, Florida Statutes	Redesignated/ Reaffirmed TPA	Following 2020 Census
J*	Obtain legal services to support the TPA's administration of the federal planning process and defend the TPA against any and all claims	Legal Review of Agendas, Documents, etc. Legal Defense Documents	Monthly As Needed
K	Monitor DBE participation and report payments	Monitoring report	Annually

Responsible Agency: Palm Beach TPA

Participating Agencies: FHWA, FTA, PBC, Local Municipalities, FDOT, TCRPC, SFRPC BMPO, MDTPO

Task 6 Budget for Fiscal Years 2021 and 2022

FY 2021					
CATEGORY	FHWA PL	FHWA SU	FTA 5305(d)	FDOT CASH MATCH	TOTAL FUNDS
Personnel	211,438	110,932	94,000	4,065	420,435
Travel/Training	25,000				25,000
Consultants	69,500	102,500	105,257	3,482	280,739
Direct Expenses					
Facilities	157,000	152,000			309,000
Prof Services	41,000	44,000			85,000
Admin Services	35,000	21,500			56,500
Graphics + Legal Ads	17,000	27,750	2,000	250	47,000
Operational Supplies + Equip	44,235	32,497	10,000	1,250	87,982
Capital Equip + Improvements	9,500				9,500
TOTAL	\$609,673	\$491,179	\$211,257	\$9,047	\$1,321,156



Activity		Deliverable(s)	Completion Date
G*	Procure services, supplies and equipment (RFPs, contracts, etc.)	Executed contracts	As needed
H*	Establish and update, as needed, agreements, operating procedures and COOP for compliance with state and federal rules/laws	Executed Agreements Operating Procedures Updated COOP	Jun 2020 (MPO) Dec 2020 (Transit) Annually (TD) As needed
I	Monitor the release of 2020 U.S. Census results, including any re-designation or re-affirmation process conducted pursuant to Section 339.175, Florida Statutes	Redesignated/ Reaffirmed TPA	Following 2020 Census
J*	Obtain legal services to support the TPA's administration of the federal planning process and defend the TPA against any and all claims	Legal Review of Agendas, Documents, etc. Legal Defense Documents	Monthly As Needed
K	Monitor DBE participation and report payments	Monitoring report	Annually

Responsible Agency: Palm Beach TPA

Participating Agencies: FHWA, FTA, PBC, Local Municipalities, FDOT, TCRPC, SFRPC BMPO, MDTPO

Task 6 Budget for Fiscal Years 2021 and 2022

FY 2021					
CATEGORY	FHWA PL	FHWA SU	FTA 5305(d)	FDOT CASH MATCH	TOTAL FUNDS
Personnel	211,438	77,712	142,977	10,187	442,314
Travel/Training	25,000				25,000
Consultants	49,500	28,450	53,349		131,299
Direct Expenses					
Facilities	157,000	89,300			246,300
Prof Services	41,000	24,640			65,640
Admin Services	35,000	6,400			41,400
Graphics + Legal Ads	17,000	1,390	658	82	19,130
Operational Supplies + Equip	21,235	31,717	11,358	1,420	65,730
Capital Equip + Improvements	9,500				9,500
TOTAL	\$566,673	\$259,609	\$208,342	\$11,689	\$1,046,313



FY 2022					
CATEGORY	FHWA PL	FHWA SU	FTA 5305(d)	FDOT CASH MATCH	TOTAL FUNDS
Personnel	201,262	261,801	93,653		556,716
Travel/Training	78,000				78,000
Consultants	12,000	82,000	87,572		181,572
Direct Expenses					
Facilities	140,000	180,000			320,000
Prof Services	30,000	49,000			79,000
Admin Services	16,000	20,000			36,000
Graphics + Legal Ads	10,000	10,800			20,800
Operational Supplies + Equip	38,021	54,686			92,707
Capital Equip + Improvements	10,000				10,000
TOTAL	\$535,283	\$658,287	\$181,225		\$1,374,795

*TPA staff will utilize outside consultants to support the work performed on these activities up to the total amount shown for consultants in each fiscal year.



FY 2022					
CATEGORY	FHWA PL	FHWA SU	FTA 5305(d)	FDOT CASH MATCH	TOTAL FUNDS
Personnel	148,762	250,601	218,882	24	618,269
Travel/Training	78,000				78,000
Consultants	32,000	133,650			165,650
Direct Expenses					
Facilities	163,000	196,500			359,500
Prof Services	30,000	42,300			72,300
Admin Services	33,500	8,200			41,700
Graphics + Legal Ads	10,000	7,150			17,150
Operational Supplies + Equip	73,021	46,786			119,807
Capital Equip + Improvements	10,000				10,000
TOTAL	\$578,283	\$685,187	\$218,882	\$24	\$1,482,376

*TPA staff will utilize outside consultants to support the work performed on these activities up to the total amount shown for consultants in each fiscal year.



Fiscal Year 2021 Agency Participation and Funding Sources by Task

BUDGET CATEGORY	FHWA		FTA 5305(d)		FDOT			Local 10% Soft Match to FTA FFY 19	CTD	TPA Local Funds	Total less Soft Matches
	PL	SU	FFY 20 & 21	FFY 19	18.07 % Soft match to FHWA	18.07% Soft match to FTA FFY 20/21	10% Cash Match to FTA FFY 19				
TASK 1. ENGAGE THE PUBLIC											
Personnel & Benefits	95,942	70,276	31,700	16,768	36,660	7,925	2,096	2,096			216,782
Consultant Services	70,000	23,000	150,000	108,000	20,512	37,500	13,500	13,500			364,500
TASK TOTAL	\$ 165,942	\$ 93,276	\$ 181,700	\$ 124,768	\$ 57,172	\$ 45,425	\$ 15,596	\$ 15,596			\$ 581,282
TASK 2. PLAN THE SYSTEM											
Personnel & Benefits	120,614	70,870	36,518	19,317	42,233	9,130	2,415	2,415	49,871		299,605
Consultant Services	400,000	440,000		65,000	185,265		8,125	8,125			913,125
TASK TOTAL	\$ 520,614	\$ 510,870	\$ 36,518	\$ 84,317	\$ 227,498	\$ 9,130	\$ 10,540	\$ 10,540	\$ 49,871		\$ 1,212,730
TASK 3. PRIORITIZE FUNDING											
Personnel & Benefits	123,614	67,870	36,518	19,317	42,233	9,130	2,415	2,415			249,734
Consultant Services	81,500	20,000			22,386						101,500
TASK TOTAL	\$ 205,114	\$ 87,870	\$ 36,518	\$ 19,317	\$ 64,619	\$ 9,130	\$ 2,415	\$ 2,415			\$ 351,234
TASK 4. IMPLEMENT PROJECTS											
Personnel & Benefits	61,807	33,935	18,259	9,659	21,116	4,565	1,207	1,207			124,867
Consultant Services		10,000			2,206						10,000
TASK TOTAL	\$ 61,807	\$ 43,935	\$ 18,259	\$ 9,659	\$ 23,322	\$ 4,565	\$ 1,207	\$ 1,207			\$ 134,867
TASK 5. COLLABORATE WITH PARTNERS											
Personnel & Benefits	125,614	65,870	36,518	19,317	42,233	9,130	2,415	2,415			249,734
Consultant Services	80,000	122,000	175,000		44,552	43,750					377,000
TASK TOTAL	\$ 205,614	\$ 187,870	\$ 211,518	\$ 19,317	\$ 86,785	\$ 52,880	\$ 2,415	\$ 2,415			\$ 626,734
TASK 6. ADMINISTER THE AGENCY											
Personnel & Benefits	211,438	110,932	61,479	32,521	71,100	15,370	4,065	4,065			420,435
Travel/Training	25,000				5,514						25,000
Consultant Services	69,500	102,500	77,398	27,859	37,935	19,350	3,482	3,482			280,739
Direct Expenses											
Facilities	157,000	152,000			68,151						309,000
Professional Services	41,000	44,000			18,747						85,000
Administrative Services	35,000	21,500			12,461						56,500
Graphics + Legal Advertising	17,000	27,750		2,000	9,870		250	250			47,000
Operational Supplies and Equip.	44,235	32,497		10,000	16,924		1,250	1,250			87,982
Capital Equipment + Improvements	9,500				2,095						9,500
TASK TOTAL	\$ 609,673	\$ 491,179	\$ 138,877	\$ 72,380	\$ 242,797	\$ 34,720	\$ 9,047	\$ 9,047			\$ 1,321,156
TOTAL PLANNING FUNDS USED	\$ 1,768,764	\$ 1,415,000	\$ 623,390	\$ 329,758	\$ 702,193	\$ 155,850	\$ 41,220	\$ 41,220	\$ 49,871		\$ 4,228,003
TASK 7. TRANSFERS TO OTHER AGENCIES											
Transfer to FDOT D4											
Transfer to BROWARD MPO		20,000			4,411						20,000
Transfer to MIAMI DADE TPO		65,000			14,336						65,000
TOTAL TRANSFERS		\$ 85,000			\$ 18,747						\$ 85,000
TASK 8. AGENCY EXPENDITURES WITH LOCAL FUNDS											
Non-reimbursable Expenses										140,750	140,750
TASK TOTAL										\$ 140,750	\$ 140,750
TOTAL EXPENDITURES	\$ 1,768,764	\$ 1,500,000	\$ 623,390	\$ 329,758	\$ 720,940	\$ 155,850	\$ 41,220	\$ 41,220	\$ 49,871	\$ 140,750	\$ 4,453,753



Fiscal Year 2021 Agency Participation and Funding Sources by Task

BUDGET CATEGORY	FHWA		FTA 5305(d)		FDOT			Local 10% Soft Match to FTA FFY 19	CTD	TPA Local Funds	Total less Soft Matches
	PL	SU	FFY 20 & 21	FFY 19	18.07 % Soft match to FHWA	18.07% Soft match to FTA FFY 20/21	10% Cash Match to FTA FFY 19				
TASK 1. ENGAGE THE PUBLIC											
Personnel & Benefits	95,942	52,856	31,700	40,058	32,818	7,925	5,007	5,007			225,563
Consultant Services	70,000		119,480	1,815	15,439	29,870	227	227			191,522
TASK TOTAL	\$ 165,942	\$ 52,856	\$ 151,180	\$ 41,873	\$ 48,257	\$ 37,795	\$ 5,234	\$ 5,234			\$ 417,085
TASK 2. PLAN THE SYSTEM											
Personnel & Benefits	120,614	45,050	36,518	41,894	36,538	9,130	5,237	5,237	49,871		299,184
Consultant Services	400,000	396,660		16,995	175,707		2,124	2,124			815,779
TASK TOTAL	\$ 520,614	\$ 441,710	\$ 36,518	\$ 58,889	\$ 212,245	\$ 9,130	\$ 7,361	\$ 7,361	\$ 49,871		\$ 1,114,963
TASK 3. PRIORITIZE FUNDING											
Personnel & Benefits	123,614	46,870	36,518	43,720	37,601	9,130	5,465	5,465			256,187
Consultant Services											
TASK TOTAL	\$ 123,614	\$ 46,870	\$ 36,518	\$ 43,720	\$ 37,601	\$ 9,130	\$ 5,465	\$ 5,465			\$ 256,187
TASK 4. IMPLEMENT PROJECTS											
Personnel & Benefits	61,807	23,835	18,259	21,978	18,889	4,565	2,747	2,747			128,626
Consultant Services											
TASK TOTAL	\$ 61,807	\$ 23,835	\$ 18,259	\$ 21,978	\$ 18,889	\$ 4,565	\$ 2,747	\$ 2,747			\$ 128,626
TASK 5. COLLABORATE WITH PARTNERS											
Personnel & Benefits	125,614	47,610	36,518	44,403	38,205	9,130	5,550	5,550			259,695
Consultant Services	80,000	42,620	175,000	24,707	27,044	43,750	3,088	3,088			325,415
TASK TOTAL	\$ 205,614	\$ 90,230	\$ 211,518	\$ 69,110	\$ 65,249	\$ 52,880	\$ 8,638	\$ 8,638			\$ 585,110
TASK 6. ADMINISTER THE AGENCY											
Personnel & Benefits	211,438	77,712	61,479	81,498	63,773	15,370	10,187	10,187			442,314
Travel/Training	25,000				5,514						25,000
Consultant Services	49,500	28,450	53,349		17,192	13,337					131,299
Direct Expenses											
Facilities	157,000	89,300			54,322						246,300
Professional Services	41,000	24,640			14,477						65,640
Administrative Services	35,000	6,400			9,131						41,400
Graphics + Legal Advertising	17,000	1,390		658	4,056		82	82			19,130
Operational Supplies and Equip.	21,235	31,717		11,358	11,679		1,420	1,420			65,730
Capital Equipment + Improvements	9,500				2,095						9,500
TASK TOTAL	\$ 566,673	\$ 259,609	\$ 114,828	\$ 93,514	\$ 182,239	\$ 28,707	\$ 11,689	\$ 11,689			\$ 1,046,313
TOTAL PLANNING FUNDS USED	\$ 1,644,264	\$ 915,110	\$ 568,821	\$ 329,084	\$ 564,480	\$ 142,207	\$ 41,134	\$ 41,134	\$ 49,871		\$ 3,548,284
TASK 7. TRANSFERS TO OTHER AGENCIES											
Transfer to FDOT D4											
Transfer to BROWARD MPO		20,000			4,411						20,000
Transfer to MIAMI DADE TPO		65,000			14,336						65,000
TOTAL TRANSFERS		\$ 85,000			\$ 18,747						\$ 85,000
TASK 8. AGENCY EXPENDITURES WITH LOCAL FUNDS											
Non-reimbursable Expenses										140,750	140,750
TASK TOTAL										\$ 140,750	\$ 140,750
TOTAL EXPENDITURES	\$ 1,644,264	\$ 1,000,110	\$ 568,821	\$ 329,084	\$ 583,227	\$ 142,207	\$ 41,134	\$ 41,134	\$ 49,871	\$ 140,750	\$ 3,774,034



Fiscal Year 2022 Agency Participation and Funding Sources by Task

BUDGET CATEGORY	FHWA		FTA 5305(d)		FDOT			Local 10% Soft Match to FTA FFY 19	CTD	TPA Local Funds	Total less Soft Matches
	PL	SU	FFY 20 & 21	FFY 19	18.07 % Soft match to FHWA	18.07% Soft match to FTA FFY 20/21	10% Cash Match to FTA FFY 19				
TASK 1. ENGAGE THE PUBLIC											
Personnel & Benefits	114,684	149,181	53,366		58,197	13,342					317,231
Consultant Services		85,000	94,000		18,747	23,500					179,000
TASK TOTAL	\$ 114,684	\$ 234,181	\$ 147,366		\$ 76,944	\$ 36,842					\$ 496,231
TASK 2. PLAN THE SYSTEM											
Personnel & Benefits	107,853	140,295	50,187		54,730	12,547			49,871		348,206
Consultant Services	140,000	150,000	45,000		63,961	11,250					335,000
TASK TOTAL	\$ 247,853	\$ 290,295	\$ 95,187		\$ 118,691	\$ 23,797			\$ 49,871		\$ 683,206
TASK 3. PRIORITIZE FUNDING											
Personnel & Benefits	107,853	140,295	50,187		54,730	12,547					298,335
Consultant Services	67,000				14,777						67,000
TASK TOTAL	\$ 174,853	\$ 140,295	\$ 50,187		\$ 69,507	\$ 12,547					\$ 365,335
TASK 4. IMPLEMENT PROJECTS											
Personnel & Benefits	53,926	70,147	25,093		27,365	6,273					149,166
Consultant Services											
TASK TOTAL	\$ 53,926	\$ 70,147	\$ 25,093		\$ 27,365	\$ 6,273					\$ 149,166
TASK 5. COLLABORATE WITH PARTNERS											
Personnel & Benefits	107,853	140,295	50,187		54,730	12,547					298,335
Consultant Services	34,000	25,000	41,000		13,013	10,250					100,000
TASK TOTAL	\$ 141,853	\$ 165,295	\$ 91,187		\$ 67,743	\$ 22,797					\$ 398,335
TASK 6. ADMINISTER THE AGENCY											
Personnel & Benefits	201,262	261,801	93,653		102,130	23,413					556,716
Travel/Training	78,000				17,203						78,000
Consultant Services	12,000	82,000	87,572		20,732	21,893					181,572
Direct Expenses											
Facilities	140,000	180,000			70,577						320,000
Professional Services	30,000	49,000			17,424						79,000
Administrative Services	16,000	20,000			7,940						36,000
Graphics + Legal Advertising	10,000	10,800			4,588						20,800
Operational Supplies and Equip.	38,021	54,686			20,447						92,707
Capital Equipment + Improvements	10,000				2,206						10,000
TASK TOTAL	\$ 535,283	\$ 658,287	\$ 181,225		\$ 263,247	\$ 45,306					\$ 1,374,795
TOTAL PLANNING FUNDS USED	\$ 1,268,452	\$ 1,558,500	\$ 590,245		\$ 623,497	\$ 147,562			\$ 49,871		\$ 3,467,068
TASK 7. TRANSFERS TO OTHER AGENCIES											
Transfer to FDOT D4		6,500			1,434						6,500
Transfer to BROWARD MPO		20,000			4,411						20,000
Transfer to MIAMI DADE TPO		65,000			14,336						65,000
TOTAL TRANSFERS		\$ 91,500			\$ 20,181						\$ 91,500
TASK 8. AGENCY EXPENDITURES WITH LOCAL FUNDS											
Non-reimbursable Expenses										143,180	143,180
TASK TOTAL										\$ 143,180	\$ 143,180
TOTAL EXPENDITURES	\$ 1,268,452	\$ 1,650,000	\$ 590,245		\$ 643,678	\$ 147,562			\$ 49,871	\$ 143,180	\$ 3,701,748



Fiscal Year 2022 Agency Participation and Funding Sources by Task

BUDGET CATEGORY	FHWA		FTA 5305(d)		FDOT			Local 10% Soft Match to FTA FFY 19	CTD	TPA Local Funds	Total less Soft Matches
	PL	SU	FFY 20 & 21	FFY 19	18.07 % Soft match to FHWA	18.07% Soft match to FTA FFY 20/21	10% Cash Match to FTA FFY 19				
TASK 1. ENGAGE THE PUBLIC											
Personnel & Benefits	76,884	116,381	102,886	228	42,625	25,722	29	29			296,408
Consultant Services	37,800	7,500	30,524		9,991	7,631					75,824
TASK TOTAL	\$ 114,684	\$ 123,881	\$ 133,410	\$ 228	\$ 52,616	\$ 33,353	\$ 29	\$ 29			\$ 372,232
TASK 2. PLAN THE SYSTEM											
Personnel & Benefits	58,853	83,795	80,261	12	31,462	20,065	2	2	49,871		272,794
Consultant Services	327,500	944,190	6,650		280,480	1,663					1,278,340
TASK TOTAL	\$ 386,353	\$ 1,027,985	\$ 86,911	\$ 12	\$ 311,942	\$ 21,728	\$ 2	\$ 2	\$ 49,871		\$ 1,551,134
TASK 3. PRIORITIZE FUNDING											
Personnel & Benefits	58,853	85,095	79,525	30	31,748	19,881	4	4			223,507
Consultant Services	148,500				32,752						148,500
TASK TOTAL	\$ 207,353	\$ 85,095	\$ 79,525	\$ 30	\$ 64,500	\$ 19,881	\$ 4	\$ 4			\$ 372,007
TASK 4. IMPLEMENT PROJECTS											
Personnel & Benefits	32,426	52,247	46,675	22	18,675	11,669	3	3			131,373
Consultant Services											
TASK TOTAL	\$ 32,426	\$ 52,247	\$ 46,675	\$ 22	\$ 18,675	\$ 11,669	\$ 3	\$ 3			\$ 131,373
TASK 5. COLLABORATE WITH PARTNERS											
Personnel & Benefits	61,853	83,995	79,603	191	32,167	19,901	24	24			225,666
Consultant Services	12,000				2,647						12,000
TASK TOTAL	\$ 73,853	\$ 83,995	\$ 79,603	\$ 191	\$ 34,814	\$ 19,901	\$ 24	\$ 24			\$ 237,666
TASK 6. ADMINISTER THE AGENCY											
Personnel & Benefits	148,762	250,601	218,690	192	88,080	54,673	24	24			618,269
Travel/Training	78,000				17,203						78,000
Consultant Services	32,000	133,650			36,535						165,650
Direct Expenses											
Facilities	163,000	196,500			79,289						359,500
Professional Services	30,000	42,300			15,946						72,300
Administrative Services	33,500	8,200			9,197						41,700
Graphics + Legal Advertising	10,000	7,150			3,783						17,150
Operational Supplies and Equip.	73,021	46,786			26,424						119,807
Capital Equipment + Improvements	10,000				2,206						10,000
TASK TOTAL	\$ 578,283	\$ 685,187	\$ 218,690	\$ 192	\$ 278,663	\$ 54,673	\$ 24	\$ 24			\$ 1,482,376
TOTAL PLANNING FUNDS USED	\$ 1,392,952	\$ 2,058,390	\$ 644,814	\$ 675	\$ 761,210	\$ 161,205	\$ 86	\$ 86	\$ 49,871		\$ 4,146,788
TASK 7. TRANSFERS TO OTHER AGENCIES											
Transfer to FDOT D4		6,500			1,434						6,500
Transfer to BROWARD MPO		20,000			4,411						20,000
Transfer to MIAMI DADE TPO		65,000			14,336						65,000
TOTAL TRANSFERS		\$ 91,500			\$ 20,181						\$ 91,500
TASK 8. AGENCY EXPENDITURES WITH LOCAL FUNDS											
Non-reimbursable Expenses										143,180	143,180
TASK TOTAL										\$ 143,180	\$ 143,180
TOTAL EXPENDITURES	\$ 1,392,952	\$ 2,149,890	\$ 644,814	\$ 675	\$ 781,391	\$ 161,205	\$ 86	\$ 86	\$ 49,871	\$ 143,180	\$ 4,381,468



Five-Year Business Plan

The transportation planning process creates several required documents and undergoes mandatory certifications on a regular basis. The TPA is required to produce and adopt a Priority Project List and a TIP every year, a UPWP every two years and a major update to the LRTP every five years. The TPA is certified by FDOT annually and by FHWA/FTA every four years.

To accommodate these differing schedules for work products, the TPA has created a five-year business plan to demonstrate funding availability to accomplish all required planning activities. The revenues and expenditures are approximate in the outer three years.

Five-Year Business Plan

Grant Funded Activities					
Revenue Source	FY21	FY 22	FY 23	FY 24	FY 25
Federal Highway Administration (FHWA) PL Funds	\$1,768,764	\$1,268,452	\$1,268,452	\$1,268,452	\$1,268,452
Federal Highway Administration (FHWA) SU Funds	\$1,500,000	\$1,650,000	\$1,733,000	\$1,820,000	\$1,911,000
Federal Transit Administration (FTA) Funds	\$953,148	\$590,245	\$590,245	\$590,245	\$590,245
FDOT Cash Match for FTA Funds	\$41,220				
FL Commission for Transportation Disadvantaged (CTD)	\$49,871	\$49,871	\$49,871	\$49,871	\$49,871
TOTAL FUNDING	\$4,313,003	\$3,558,568	\$3,641,568	\$3,728,568	\$3,819,568
Expenditures					
Personnel & Benefits (15FT and 1 Intern)	\$1,561,157	\$1,967,989	\$2,066,387	\$2,169,707	\$2,278,192
Travel/Training	\$25,000	\$78,000	\$81,900	\$86,000	\$90,300
Consultant Services and Transfers to Other Agencies	\$2,131,864	\$954,072	\$911,302	\$866,425	\$819,153
Direct Expenses	\$594,982	\$558,507	\$581,979	\$606,437	\$631,923
TOTAL GRANT EXPENDITURES	\$4,313,003	\$3,558,568	\$3,641,568	\$3,728,568	\$3,819,568
Locally Funded Activities					
Revenue Source	FY21	FY 22	FY 23	FY 24	FY 25
TPA Member Dues	\$140,750	\$143,180	\$146,044	\$148,965	\$151,944
Expenditures					
Maximize Agency Effectiveness	\$60,000	\$60,000	\$60,000	\$60,000	\$60,000
Improve Public Engagement	\$25,000	\$25,000	\$25,000	\$25,000	\$25,000
Enhance Staff Performance	\$15,000	\$15,000	\$15,000	\$15,000	\$15,000
Balance to TPA Reserve Fund	\$40,750	\$43,180	\$46,044	\$48,965	\$51,944
TOTAL LOCAL EXPENDITURES	\$140,750	\$143,180	\$146,044	\$148,965	\$151,944




Five-Year Business Plan

The transportation planning process creates several required documents and undergoes mandatory certifications on a regular basis. The TPA is required to produce and adopt a Priority Project List and a TIP every year, a UPWP every two years and a major update to the LRTP every five years. The TPA is certified by FDOT annually and by FHWA/FTA every four years.

To accommodate these differing schedules for work products, the TPA has created a five-year business plan to demonstrate funding availability to accomplish all required planning activities. The revenues and expenditures are approximate in the outer three years.

Five-Year Business Plan

Grant Funded Activities					
Revenue Source	FY21	FY 22	FY 23	FY 24	FY 25
Federal Highway Administration (FHWA) PL Funds	\$1,644,264	\$1,392,952	\$1,268,452	\$1,268,452	\$1,268,452
Federal Highway Administration (FHWA) SU Funds	\$1,000,110	\$2,149,890	\$1,733,000	\$1,820,000	\$1,911,000
Federal Transit Administration (FTA) Funds	\$897,905	\$645,489	\$590,245	\$590,245	\$590,245
FDOT Cash Match for FTA Funds	\$41,134	\$86			
FL Commission for Transportation Disadvantaged (CTD)	\$49,871	\$49,871	\$49,871	\$49,871	\$49,871
TOTAL FUNDING	\$3,633,284	\$4,238,288	\$3,641,568	\$3,728,568	\$3,819,568
Expenditures					
Personnel & Benefits (15FT and 1 Intern)	\$1,611,569	\$1,768,017	\$1,856,418	\$1,949,239	\$2,046,701
Travel/Training	\$25,000	\$78,000	\$81,900	\$86,000	\$90,300
Consultant Services and Transfers to Other Agencies	\$1,549,015	\$1,771,814	\$1,051,770	\$1,009,275	\$964,311
Direct Expenses	\$447,700	\$620,457	\$651,480	\$684,054	\$718,257
TOTAL GRANT EXPENDITURES	\$3,633,284	\$4,238,288	\$3,641,568	\$3,728,568	\$3,819,568
Locally Funded Activities					
Revenue Source	FY21	FY 22	FY 23	FY 24	FY 25
TPA Member Dues	\$140,750	\$143,180	\$146,044	\$148,965	\$151,944
Expenditures					
Maximize Agency Effectiveness	\$60,000	\$60,000	\$60,000	\$60,000	\$60,000
Improve Public Engagement	\$25,000	\$25,000	\$25,000	\$25,000	\$25,000
Enhance Staff Performance	\$15,000	\$15,000	\$15,000	\$15,000	\$15,000
Balance to TPA Reserve Fund	\$40,750	\$43,180	\$46,044	\$48,965	\$51,944
TOTAL LOCAL EXPENDITURES	\$140,750	\$143,180	\$146,044	\$148,965	\$151,944



PALM BEACH Transportation Planning Agency

FY 2021 & FY 2022 UNIFIED PLANNING WORK PROGRAM

Adopted May 2020

TPA Chair

REVISION	TYPE	DATE
#1	Modification	11/05/2020
#2	Amendment	3/18/2021
#3	Modification	8/11/2021
#4	Amendment	6/30/2022

CFDA Numbers

20.205 - Highway Planning and Construction
20.505 - Federal Transit Technical Studies Grant
(Metropolitan Planning)

FAP No. 0097-058-M

FM (FPN) No. 439325-3-14-01

FM (FPN) No. 439325-3-14-02

FM (FPN) No. 413735-3-14-01

This report was prepared in cooperation with our funding partners including United States Department of Transportation Federal Highway Administration, Federal Transit Administration, Florida Department of Transportation, Florida Commission on Transportation Disadvantaged, Palm Beach County and in coordination with other participating governments.

Public participation is solicited without regard to race, color, national origin, age, sex, religion, disability or family status. Persons who require special accommodations under the American with Disabilities Act or translation services, free of charge, or for complaints, questions or concerns about civil rights, please contact: Melissa Murray at 561-725-0813 or email MMurray@PalmBeachTPA.org. Hearing impaired individuals are requested to telephone the Florida Relay System at #711.



Placeholder for FDOT D4 COST ANALYSIS CERTIFICATION



Executive Summary

The Palm Beach Metropolitan Planning Organization, doing business as the Palm Beach Transportation Planning Agency (TPA), is responsible for administering the federal transportation planning process in all of Palm Beach County. The TPA is part of a larger South Florida urbanized area referred to as the Miami FL Urbanized Area (UZA) that also includes the Miami-Dade Transportation Planning Organization (TPO) and the Broward Metropolitan Planning Organization (MPO).

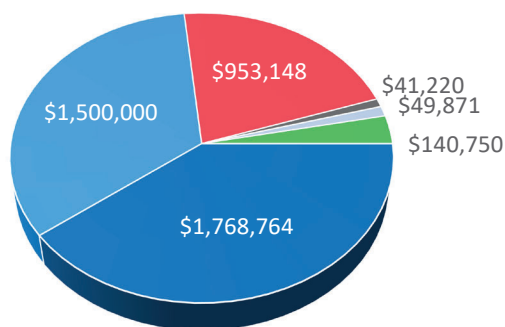
The TPA's foundation for the transportation planning process is based largely on the development of a Long Range Transportation Plan (LRTP) that is updated every five years. The LRTP seeks to accommodate projected transportation demands by allocating anticipated revenues to projects and programs as guided by community values. The LRTP is implemented through adoption of a five-year Transportation Improvement Program (TIP) that is updated annually. The TIP allocates funds to projects by Fiscal Year (FY). The TPA Governing Board adopted the current 2045 LRTP on December 12, 2019 and the FY 2020-2024 TIP on June 20, 2019.

The Unified Planning Work Program (UPWP) is a statement of work identifying the planning activities to be carried out by the TPA and other agencies. The program is guided by the TPA's vision, the goals, objectives and targets set forth in the LRTP, the federal planning factors and state Planning Emphasis Areas (PEAs). The UPWP includes a description of the planning work and resulting products, responsible agencies, schedules, costs and funding sources for the two-year period. Throughout the document, FY 21 refers to the period from July 1, 2020 to June 30, 2021 and FY 22 refers to the period from July 1, 2021 to June 30, 2022.

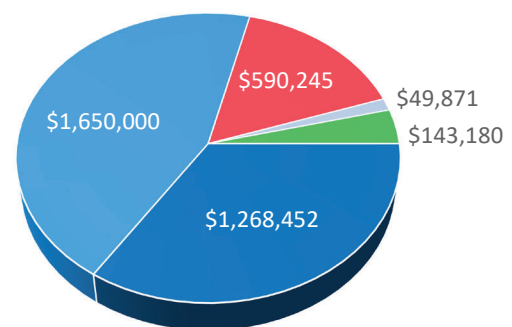
The TPA receives 95 percent of its planning funds through grants from the Federal Highway Administration (FHWA) and the Federal Transit Administration (FTA). FHWA and FTA planning grant funds not expended in prior fiscal years are carried forward into the current fiscal year. FHWA planning funds require an 18.07% non-cash match and FTA funds designated for transit-supportive planning activities require a 20% match, both of which are primarily provided by the Florida Department of Transportation (FDOT) in the form of toll revenue expenditures on a statewide basis. The Florida Commission for Transportation Disadvantaged (CTD) provides funding for the TPA to plan transit service for the transportation disadvantaged. The TPA also receives local funds from the members on the TPA Governing Board for activities and expenses ineligible for grant reimbursement.

The projected revenues by funding source for FY 2021 and FY 2022 are shown below.

FY 2021 Revenues - \$4,453,753



FY 2022 Revenues - \$3,701,748



Note: Funds shown above represent only cash funds available to the TPA and do not include FDOT non-cash (soft) match to FHWA and FTA funds or local non-cash (soft) match to FTA Funds



Table of Contents

Introduction	5
Planning Area.....	7
Planning Priorities, Emphasis Areas and Factors:	7
Public Participation Process	11
Organization and Management	12
Required Certification Statements and Assurances	13
Available Funding.....	13
Work Program.....	14
Task 1 - Engage the Public	15
Task 2 - Plan the System	17
Task 3 - Prioritize Funding	19
Task 4 - Implement Projects.....	21
Task 5 - Collaborate with Partners	22
Task 6 - Administer the Agency	24
Task 7 - Transfers to Other Agencies	27
Task 8 - Agency Expenditures with Local Funds	29
Summary Budget Tables	30
Fiscal Year 2021 Agency Participation and Funding Sources by Task.....	31
Fiscal Year 2022 Agency Participation and Funding Sources by Task.....	32
Five-Year Business Plan.....	33
Appendices	34
Appendix A - Glossary	34
Appendix B - Map of Miami Urbanized Area	35
Appendix C - UPWP Statements, Assurances and Policies.....	36
Appendix D - FDOT D-4 Planning Activities	42
Appendix E - Comments and Responses.....	44



Introduction

The Unified Planning Work Program (UPWP) identifies the Palm Beach Transportation Planning Agency's (TPA) transportation planning activities for the two-year period starting July 1, 2020 through June 30, 2022, using the state of Florida's fiscal year (FY) timeframes. The UPWP is guided by the TPA's vision of a safe, efficient, connected and multimodal transportation system. The UPWP includes a description of planning work and resulting products, responsible agencies, schedules, costs and funding sources. The development of the UPWP included a "call for ideas" on work activities from stakeholders, partners and citizens through the TPA's advisory committees.

The TPA's mission to collaboratively plan, prioritize and fund transportation is carried out pursuant to 23 U.S.C. §134, 49 U.S.C. §5303, 23 C.F.R. §450 Subpart C, and Section 339.175, Florida Statutes. Please note that all eligible expenses will be reimbursed on an actual cost basis and therefore an indirect rate will not be utilized. The TPA is in an air quality attainment area and does not anticipate completing any non-attainment planning activities.

FHWA provides funding for transportation planning activities with a required investment of local matching funds. 23 U.S.C. §120 permits a State to use certain toll revenue expenditures as a credit toward the non-Federal matching share of all programs authorized by Title 23, (with the exception of Emergency Relief Programs) and for transit programs authorized by Chapter 53 of Title 49, U.S.C. This is in essence a "soft-match" provision that allows the Federal share to be increased up to 100% to the extent credits are available. The "soft match" amount being utilized to match the FHWA PL and SU funding in the UPWP is 18.07% of FHWA program funds for a total of \$1,364,619 and the "soft match" amount being utilized to match the FTA funding in the UPWP is 20% of FTA program funds for a total of \$303,412.

A small amount of FTA funding has been carried forward from federal fiscal year 2019. FDOT is providing a 10% cash match for these funds in the UPWP for a total of \$41,220 and local stakeholders are providing a 10% in-kind (soft) match in the form of TPA Governing Board and committee participation in the planning process. The TPA also receives funding from the Florida Commission on Transportation Disadvantaged (CTD) to implement transportation disadvantaged planning activities.

Continuing

Many TPA planning activities are continuing from previous efforts, as highlighted below.

- The TPA performs continuing public engagement activities;
- The current LRTP was adopted by the TPA in December 2019 and amended in February 2020. The TPA monitors and updates the LRTP as necessary in coordination with participating agencies, stakeholders and the public;
- The TPA assists local government agencies in evaluating, identifying and prioritizing funds for multimodal infrastructure projects that increase safety and access for all users;
- The TPA coordinates with Palm Tran and SFRTA in planning transit services and performing updates to their Transit Development Plans (TDP) in order to select projects for inclusion in the Transportation Improvement Program (TIP);
- The TPA continuously monitors all federally required and supplement local performance measures and identifies potential projects and strategies to achieve selected targets;
- The TPA reviews the Strategic Intermodal System (SIS) cost feasible plan for consistency and potential inclusion in the TPA's LRTP and TIP;
- The TPA reviews transportation projects using the Efficient Transportation Decision Making (ETDM), Electronic Review Comments (ERC), Multimodal Checklist and other processes.



Comprehensive

The planning activities of the TPA are comprehensive in addressing all modes of transportation (including walking, biking, transit, commercial vehicles, personal vehicles, etc.) and the manner in which they serve users of all ages and abilities.

Cooperative

The TPA cooperates with many participating agencies within Palm Beach County (PBC) and on a regional and statewide level to establish a safe, efficient, connected and multimodal transportation system. The following are a list of entities that the TPA interacts with throughout the year:

- Federal Agencies: Federal Highway Administration, Federal Transit Administration
- State Agencies: Florida Department of Transportation, Florida Commission on Transportation Disadvantaged, Florida Department of Environmental Protection, Florida Department of Economic Opportunity
- MPO Agencies: Florida MPOAC, Southeast Florida Transportation Council, Miami-Dade TPO, Broward MPO, Martin County MPO, St. Lucie, TPO, and Indian River County MPO
- Local Governments: Palm Beach County and PBC Municipalities
- Transit Agencies: Palm Tran, South Florida Regional Transportation Authority
- Airports and Seaports: Port of Palm Beach District, PBC Airports, Boca Raton Airport Authority
- Regional Planning Councils: TCRPC, SFRPC
- Education Agencies: School District of Palm Beach County, FAU, PBSC, PBAU, Lynn University, Keiser University
- Private Transportation Companies: FEC Railway, Brightline/Virgin Trains USA, CSX Railway, Tropical Shipping, Uber, Lyft, Bird, Lime, Jump, etc.
- Private Business Organizations: Economic Council, Business Development Board, Chambers of Commerce



Planning Area

The TPA is part of the Miami FL UZA/TMA with the primary planning area being the whole of Palm Beach County as identified in Figure 1. For context, a map of the entire Miami UZA/TMA is included in Appendix B.

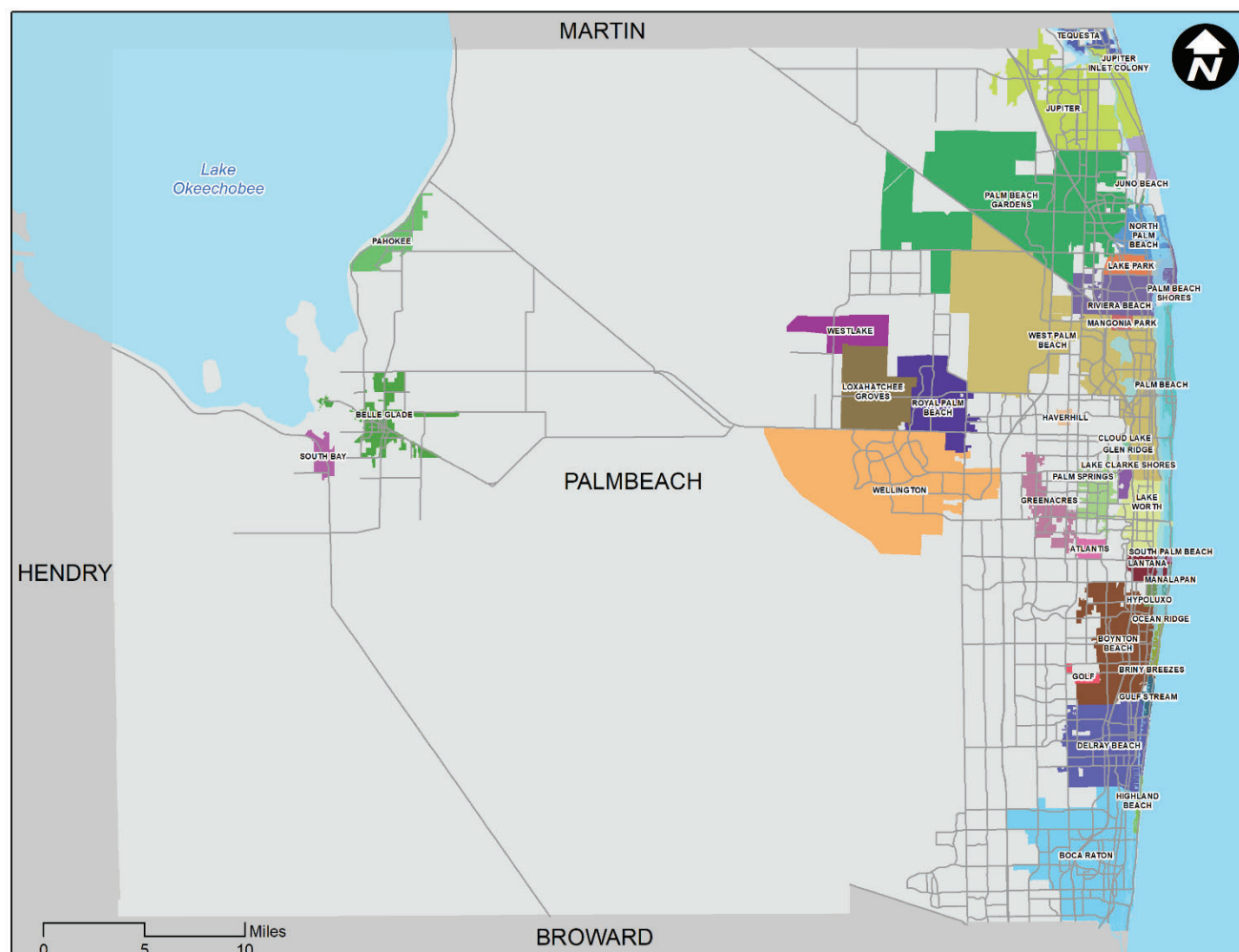


Figure 1 - Palm Beach TPA Planning Area

Planning Priorities, Emphasis Areas and Factors:

The prime objective of the UPWP is to aid in the development and maintenance of a coordinated transportation system plan. The UPWP is further designed to produce required work products to serve several purposes:

- To progress toward selected performance measure targets through guided transportation decision making for desired transportation system performance outcomes;
- To aid federal and FDOT modal agencies in reviewing, monitoring and evaluating the transportation planning process in metropolitan areas;
- To aid in advancing multimodal transportation planning on a regional and system wide level;
- To improve the effectiveness of transportation decision making by guiding various jurisdictions in their individual planning efforts to ensure the efficient use of resources; and



- To develop a regional approach to transportation planning that guides the various transportation planning participants and ensures an integrated transportation analysis.

To facilitate this end, the TPA has oriented the UPWP around its vision statement:

- A safe, efficient, and connected multimodal transportation system

FDOT Planning Emphasis Areas:

In addition, FDOT has issued the following Planning Emphasis Areas (PEAs):

- Safety - As stated within the FAST Act planning factors, metropolitan areas should “increase safety for motorized and non-motorized users.” The state of Florida has expanded on this concept further by becoming a Vision Zero area, with a stated goal within the Florida Transportation Plan of zero fatalities across the state’s transportation system. FDOT adopted their Strategic Highway Safety Plan in 2016, which provides more information about how the state intends to address transportation safety in the coming years. The UPWP commits the TPA to report on and monitor their progress against our adopted safety performance measures, and to consider how to expand upon the level of analysis and reporting required by the performance measurement process to further study their our safety challenges. The TPA is working actively to identify safety needs in its priority list, TIP and LRTP, it is conducting and partnering on stand-alone safety studies for areas or corridors, or it is raising safety considerations within modal planning elements.
- System Connectivity - Within the FAST Act, one of the ten planning factors states, “enhance the integration and connectivity of the transportation system, across and between modes, for people and freight.” Within the Florida Transportation Plan, system connectivity is addressed within four different goals.
 1. Make our economy more competitive
 2. Increase opportunities for access to transit and other modes
 3. Provide a more efficient and mobile transportation system
 4. Meet the needs of a growing and changing population

A connected system is often more cost-effective and better able to address natural and manmade constraints.

The TPA emphasizes connectivity to serve the unique needs of its urban and non-urban jurisdictions by coordinating with member jurisdictions on both infrastructure and future land use planning to augment connectivity. The TPA also works to ensure continuity on those facilities that link to other metropolitan and non-urban or rural areas. Finally, the TPA highlights multimodal linkages that are supportive of both passengers and freight because a connected network supports users traveling by a variety of modes, including first and last mile linkages.

- Resilience - With the passage of the FAST Act, resilience was introduced as a federal planning factor: “Improve the resilience and reliability of the transportation system and mitigate stormwater impacts of surface transportation.” Resilience is defined as the ability to adapt to changing conditions and prepare for, withstand, and recover from disruption. These conditions can encompass a wide variety of environmental, technological, economic, or social impacts.

The TPA considers both the FHWA Resilience and Transportation Planning guide and the FDOT Quick Guide: Incorporating Resilience in the LRTP in administering the planning process. The TPA also addresses resilience as a consideration within all of its planning documents. The TPA coordinates with agency partners responsible for natural disaster risk



reduction, or who may be developing local resilience planning initiatives. Finally, the TPA considers the additional costs associated with reducing vulnerability of the existing transportation infrastructure to ensure that its planning documents are ultimately more realistic and cost-effective.

- **ACES (Automated/Connected/Electric/Shared-use) Vehicles** - According to FHWA, “Transportation is in the midst of disruptive change from new technologies (automated and connected vehicles); new institutions (shared mobility firms); and changing attitudes (reduced car ownership). Across the nation, transportation planners are under pressure to develop performance-oriented policies, plans, and investment decisions that consider an increasingly complex transportation landscape. In the process, planners need to consider, but cannot yet reliably predict, the potential impact of disruptive and transformational Connected Vehicle (CV) and Automated Vehicle (AV) technologies on safety, vehicle ownership, road capacity, VMT, land-use, roadway design, future investment demands, and economic development, among others. While some forms of CV and AV are already being deployed across the United States, significant unknowns exist regarding the rate of technology adoption, which types of technologies will prevail in the marketplace, the interaction between CV/AV vehicles and various forms of shared mobility services, and the impacts of interim and widespread levels of CV/ AV usage.”

The TPA supports innovative technologies and business practices to advance the Florida Transportation Plan and the federal planning factors found in the FAST Act. ACES may lead to great improvements in safety, transportation choices, and quality of life for Floridians, our visitors, and the Florida economy. Though there is a great deal of speculation and uncertainty of the potential impacts these technologies will have, the TPA is working to address the challenges and opportunities presented by ACES vehicles.

Figure 2 provides a matrix of how the PEAs are reflected in the TPA’s UPWP work activities.

UPWP Work Task	Safety	System Connectivity	Resilience	ACES (Automated/ Connected/ Electric/ Shared-Use) Vehicles
1. Engage the Public	•	•	•	•
2. Plan the System	•	•	•	•
3. Prioritize Funding	•	•	•	•
4. Implement Projects	•	•	•	•
5. Collaborate with Partners	•	•	•	•
6. Administer the Agency	•	•	•	•
7. Transfers to Other Agencies	•	•	•	•

Figure 2 - State Planning Emphasis Areas Matrix



Federal Planning Factors:

Finally, the FAST Act identified the following 10 planning factors to be considered by the TPA in developing the tasks and activities of the UPWP:

1. Support the economic vitality of the metropolitan area, especially by enabling global competitiveness, productivity, and efficiency;
2. Increase the safety of the transportation system for motorized and non-motorized users;
3. Increase the security of the transportation system for motorized and non-motorized users;
4. Increase the accessibility and mobility of people and freight;
5. Protect and enhance the environment, promote energy conservation, improve quality of life, and promote consistency between transportation improvements and state and local planned growth and economic development patterns;
6. Enhance the integration and connectivity of the transportation system, across and between modes, for people and freight;
7. Promote efficient system management and operation;
8. Emphasize the preservation of the existing transportation system;
9. Improve the resiliency and reliability of the transportation system and reduce or mitigate stormwater impacts of surface transportation; and
10. Enhance travel and tourism.

Figure 3 below shows a matrix of how the 10 Federal Planning Factors are integrated into the UPWP work tasks.

UPWP Work Task	Federal Planning Factors									
	1	2	3	4	5	6	7	8	9	10
1. Engage the Public	•	•	•	•	•	•	•	•	•	•
2. Plan the System	•	•	•	•	•	•	•	•	•	•
3. Prioritize Funding	•	•	•	•	•	•	•	•	•	•
4. Implement Projects	•	•	•	•	•	•	•	•	•	•
5. Collaborate with Partners	•	•	•	•	•	•	•	•	•	•
6. Administer the Agency	•	•	•	•	•	•	•	•	•	•
7. Transfers to Other Agencies	•	•	•	•	•	•	•	•	•	•

Figure 3 - Federal Planning Factors Matrix



Public Participation Process

The TPA continues to prioritize an increased emphasis on public engagement to promote greater awareness of TPA functions and increase information and analysis of TPA projects and programs. The TPA presents at public meetings, participates in outreach events, and provides comprehensive information on the TPA's website (www.PalmBeachTPA.org).

The TPA's Public Participation Plan (PPP) guides the process to provide complete information, timely public notice, full public access to key decisions, and support for early and continued involvement.

The UPWP was developed in cooperation with federal, state and regional transportation agencies, county departments and local municipalities and considers input gathered from the public during the continuing, comprehensive and coordinated (3-C) transportation planning process.



Organization and Management

The TPA's Governing Board consists of twenty-one (21) members: five (5) county commissioners, fifteen (15) elected officials from the thirteen (13) largest municipalities and (1) commissioner from the Port of Palm Beach. The TPA Governing Board is responsible for providing overall policy and direction for transportation planning and serves as the coordination mechanism with various state agencies for transportation and land use plans.

The TPA's Operating Procedures facilitate efficient conduct by the Palm Beach TPA Governing Board and its advisory committees as it collaboratively plans, prioritizes, and funds the transportation system for Palm Beach County. The TPA Governing Board also coordinates with all MPO's in the state through the Florida Metropolitan Planning Organization Advisory Council (MPOAC) and its committees. The MPOAC is composed of an elected official and staff director from each MPO in the state and serves as a forum to discuss transportation issues and provide advice and input into FDOT plans and programs. Interaction with the local municipalities occurs through the TPA Governing Board, advisory committees as well as through comprehensive planning activities.

In performing these functions, the TPA Governing Board is served by three advisory committees. FDOT has non-voting members on the TPA Governing Board and advisory committees.

- Technical Advisory Committee (TAC) - Comprised of representatives with technical expertise in transportation from state, county and municipal departments who are involved in transportation planning and engineering.
- Citizens Advisory Committee (CAC) - Comprised of citizens reflecting a broad cross-section of local residents including minorities, elderly, and handicapped individuals with an interest in the development of a safe, efficient and cost-effective transportation system.
- Bicycle Trailways Pedestrian Advisory Committee (BTPAC) - Comprised of county and municipal planners; school district; health department; disabled community; and bicycle advocacy groups selected from a variety of disciplines in order to address the comprehensive effort in implementing bicycle and pedestrian infrastructure and initiatives.

The TPA is the Designated Official Planning Agency (DOPA) for the Palm Beach County Transportation Disadvantaged (TD) program. The TPA administers the TD Local Coordinating Board (LCB), an advisory body to the Florida Commission for TD (CTD), and identifies local service needs, provides information, advice and direction to the PBC Community Transportation Coordinator (CTC) on coordination of services to be provided to the transportation disadvantaged through the Florida Coordinated Transportation System.

The TPA Governing Board is also a member of the Southeast Florida Transportation Council (SEFTC), overseeing regional transportation planning activities for the Palm Beach TPA, Broward MPO and the Miami-Dade TPO in Southeast Florida.

The TPA has executed the following required agreements to facilitate the transportation planning process.

- MPO Interlocal Agreement between all voting members of the TPA Governing Board and FDOT - October 9, 2015 (creates the TPA and apportions membership)
- Intergovernmental Coordination and Review and Public Transportation Coordination Joint Participation Agreement between the TPA, FDOT, TCRPC, SFRTA, the Port of Palm Beach and Palm Beach County - April 21, 2008 (coordination of multimodal transportation planning and comprehensive plans)
- MPO Agreement between the TPA and FDOT - June 23, 2020 (provides FHWA planning funds from July 1, 2020 to June 30, 2022)



- Public Transportation Grant Agreement between the TPA and FDOT - April 1, 2019 (provides FTA planning funds from April 1, 2019 to December 31, 2023, with a new agreement anticipated to be executed no later than June 30, 2021).
- TD Planning Grant Agreement between the TPA and the CTD - July 1, 2020 (provides state CTD planning funds to accomplish the duties and responsibilities of the DOPA as set forth in Chapter 427, F.S., Rule 41-2 from July 1, 2020 to June 30, 2021, with a new agreement anticipated to be executed no later than July 31, 2021).
- SEFTC Interlocal Agreement as amended - January 9, 2006 (regional transportation planning and coordination in South Florida)
- SEFTC Memorandum of Understanding - October 4, 2019 through December 31, 2024 (coordination of Southeast Regional Planning model related activities)

Required Certification Statements and Assurances

In response to relevant laws and regulations governing the use of federal and state grants, the TPA has included the following certification statements and/or assurances:

- Federal and/or state funds are not being used for lobbying.
- Federal funds are not being used for procurement from persons who have been debarred or suspended, in accordance with the provisions of 49 Code of Federal Regulations Part 29, subparts A through E.
- The TPA provides an opportunity for disadvantaged business enterprises to participate in the performance of transportation planning contracts.
- The TPA has adopted and maintains a Title VI - Nondiscrimination Policy and program.

The certification statements and assurances are included in Appendix C.

Available Funding

To accomplish the tasks and activities identified in the UPWP, the TPA has identified the following available funding sources by fiscal year.

Funding Source	FY 21	FY 22
FHWA PL Carry Forward Funds	\$312	-
FHWA PL Deobligation Funds from FY 20	\$500,000	-
FHWA PL New Allocations	\$1,268,452	\$1,268,452
FHWA SU Funds for Planning	\$1,500,000	\$1,650,000
FTA 5305(d) encumbered but unspent prior year funds	\$329,758	-
FTA 5305(d) New Allocations	\$623,390	\$590,245
FDOT 10% Cash Match for prior year FTA funds	\$41,220	-
Florida CTD Funds	\$49,871	\$49,871
TPA Member Dues	\$140,750	\$143,180
Total Funds Available:	\$4,453,753	\$3,701,748



Work Program

The Work Program consists of tasks required to carry out the 3-C transportation planning process, guided by the TPA's adopted mission and vision statements.

Mission

To collaboratively plan, prioritize, and fund the transportation projects and services

Vision

A safe, efficient, and connected multimodal transportation system

Annual and multi-year activities, deliverables and estimated completion dates are identified within each task. Each task is budgeted individually with funding amounts identified by source.



Figure 4 - Work Program Tasks

Additionally, the planning activities to be performed by FDOT in District 4 are shown in Appendix D. Please note that FDOT has elected not to identify deliverables, completion dates, funding sources or amounts for their planning activities. Instead, FDOT noted that the list is representative of (but shall not constrain) the typical planning activities that are performed by FDOT District Four on either a continuous basis, or intermittently as needed, using State and Federal funds authorized for Planning purposes. Finally, FDOT noted that their activities may be undertaken at any time during the two-year UPWP cycle at the discretion of District Four based on identified need.



Task 1 - Engage the Public

Purpose

Enable and encourage public awareness and input into the transportation planning and project prioritization process.

Previous Work

Staff routinely presents to and gathers feedback from local community groups, business organizations, and conferences; conducts educational workshops; and participates in community outreach events, local project outreach activities, and events and initiatives to promote safety and alternative modes of transportation. Examples include Vision Zero workshops, safety fairs and events; Florida Mobility Week; Walk-to-School Day; Bike to-Work Week/Day events; and a free bike valet service to encourage safe bicycling and reduce traffic congestion during the region's largest festival.

Continuing activities include creation and distribution of an e-newsletter, *Transportation Matters*. Issues are directly distributed by email and additionally posted to the TPA website to enhance accessibility and to allow use of the website's font size adjustment and Google Translate features. The e-newsletter includes announcements of news items, events, public review and comment opportunities for draft documents, and public meetings of the TPA and partner agencies including those for specific projects. Additional activities include maintenance and enhancements to the TPA website, use of the TPA social media platforms, creation and distribution of online and print publications, and Title VI and disadvantaged business enterprise (DBE) monitoring.

Task 1 Activities for Fiscal Years 2021 and 2022

Activity		Deliverable(s)	Completion Date
A	Monitor public participation at TPA Board and advisory committee meetings and other outlets	Public Involvement Activity Report	Monthly
B*	Present information and seek input from local governments, chambers of commerce, civic organizations, neighborhood associations, etc. to ascertain infrastructure and service needs to support economic development, promote community health, enhance safety and grow travel and tourism	Presentations	As needed
C*	Distribute concise and relevant TPA information electronically	Email Newsletters	Twice monthly
D*	Solicit public input via social media	Social media postings	Weekly
E	Monitor public participation plan performance measures and targets	Report Card	Annually
F	Advertise the LRTP, TIP, etc. in accordance with federal regulations, state guidelines and the PPP	Advertisements	As required



Activity		Deliverable(s)	Completion Date
G*	Conduct surveys, administer focus groups, and capture interactive electronic data to maximize public input	Surveys, Summaries, Data	As needed
H*	Monitor and update the TPA website with current events, meeting agendas, reports, etc.	Updated website	Biweekly
I*	Prepare outreach materials for various planning initiatives (i.e. videos, print material, etc.), including alternate formats upon request	Targeted outreach materials	As needed
J*	Participate and coordinate with SEFTC and partner agencies for regional public participation	Meeting attendance	As needed
K	Monitor countywide statistical data (race, color, national origin, sex, age, disability) of participants and beneficiaries of the TPA programs and activities	Data summaries	Annually
L	Attend Title VI, ADA and public involvement training	Completed training	Annually
M	Monitor ADA and Title VI compliance and process all complaints	Monitoring report	Annually

Responsible Agency: Palm Beach TPA

Participating Agencies: FHWA, FDOT, BMPO, MDTP, TCRPC, SEFTC, School District

Task 1 Budget for Fiscal Years 2021 and 2022

FY 2021					
CATEGORY	FHWA PL	FHWA SU	FTA 5305(d)	FDOT CASH MATCH	TOTAL FUNDS
Personnel	95,942	52,856	71,758	5,007	225,563
Consultants	70,000		121,295	227	191,522
TOTAL	\$165,942	\$52,856	\$193,053	\$5,234	\$417,085

FY 2022					
CATEGORY	FHWA PL	FHWA SU	FTA 5305(d)	FDOT CASH MATCH	TOTAL FUNDS
Personnel	76,884	116,381	103,114	29	296,408
Consultants	37,800	7,500	30,524		75,824
TOTAL	\$114,684	\$123,881	\$133,638	\$29	\$372,232

*TPA staff will utilize outside consultants to support the work performed on these activities up to the total amount shown for consultants in each fiscal year.



Task 2 - Plan the System

Purpose

Plan for a safe, efficient, connected multimodal transportation system for all users. To provide the necessary data and analysis tools in order to support and perform the multimodal planning processes for the TPA region, including:

- Planning and evaluation for all modes and services including pedestrian, bicycle, transit, freight, automobile, airport, seaport, intermodal and non-emergency transportation services, and evaluate CV/AV impacts
- Providing technical support to coordinate land use with the transportation system

Previous Work

The TPA adopted a Vision Zero Action Plan in April 2019, including 25 actions that seek to influence policy, funding and culture to improve safety for all transportation users. The TPA began working on these actions and presented a progress report to its Board and committees in February 2020.

The TPA adopted the 2045 LRTP in December 2019. The LRTP includes a network of enhanced transit corridors, priority pedestrian and bicycle facility networks, and a lump sum line item dedicated to state roadway modifications to advance safety, complete streets, enhanced transit, transportation system management & operations, and environmental resiliency.

Following the completion of the US-1 Multimodal Corridor Study, the TPA worked with Palm Tran and local municipalities on next steps, including initiating several lane elimination studies with local communities and prioritizing funds for Transit Signal Priority and enhanced transit shelters. The TPA also worked with local communities and Palm Tran to conduct Complete Streets studies to provide access to transit and improve safety for all roadway users.

The TPA collaborated with Palm Tran and SFRTA on TDP updates, evaluating new transit service, and conducting transportation planning activities for the transportation disadvantaged program.

The TPA continued to evaluate upcoming projects for Complete Streets improvements and working with local municipalities, Palm Tran and roadway owners to move these projects forward. The TPA also worked with FDOT and the County to collect and evaluate pedestrian and bicycle counts.

Task 2 Activities for Fiscal Years 2021 and 2022

Activity		Deliverable(s)	Completion Date
A**	Process amendments to the adopted LRTP as needed.	Amendments	As needed
B**	Plan the fixed route transit system, including multimodal corridor studies to improve access to transit service, amenities, transit-supportive land uses, and health impact assessments; TDP updates; and analysis of rail crossing safety and quiet zone eligibility	Corridor Studies	Annually
		TDP Updates	Annually
		Quiet Zones	Brightline Phase 2 completion
C	Plan the TD system, including TD Service Plan updates, CTC evaluations, LCB meeting coordination, and review of 5310 applications	TDSP update CTC Evaluation LCB Meetings	Annually Annually Quarterly



Activity		Deliverable(s)	Completion Date
D**	Plan the non-motorized transportation system, including evaluating TPA's pedestrian and bicycle priority networks, upcoming resurfacing projects, and high crash locations to identify pedestrian and bicycle infrastructure improvements and collect pedestrian and bicycle count and safety data	Projects Identified	Annually in Priority Project List
		Ped/Bike Counts	Continuously
E**	Implement and monitor actions identified in Vision Zero Action Plan	Vision Zero Action Plan Report Card	Annually
F**	Conduct and assist local governments with multimodal plans and corridor studies to improve safety for users of all ages, abilities and transportation modes	Community plans and studies	As needed
G**	Update the freight system plan, participate on committees, and coordinate with stakeholders	Freight Plan	As needed
H**	Collect and analyze population and employment data, vehicular traffic, non-motorized activity, transit ridership data, intermodal freight statistics, and other data in order to maintain GIS datasets.	Updated GIS datasets	Annually
I**	Update and potentially automate population and employment projections and zonal allocations	Updated projections and allocations	June 2021

Responsible Agencies: Palm Beach TPA, Palm Tran for Task 2.B using FTA 5307 funds

Participating Agencies: FDOT, FHWA, SEFTC, SFRTA, SFRPC, TCRPC, BMPO, MDTPO, Freight Industry, FDEP, PBC, School District, PBCHD, Local Municipalities, Northern and Western MPOs/TPO, Palm Tran

Task 2 Budget for Fiscal Years 2021 and 2022*

FY 2021						
CATEGORY	FHWA PL	FHWA SU	FTA 5305(d)	FDOT CASH MATCH	CTD	TOTAL FUNDS
Personnel	120,614	45,050	78,412	5,237	49,871	299,184
Consultants	400,000	396,660	16,995	2,124		815,779
TOTAL	\$520,614	\$441,710	\$95,407	\$7,361	\$49,871	\$1,114,963

FY 2022						
CATEGORY	FHWA PL	FHWA SU	FTA 5305(d)	FDOT CASH MATCH	CTD	TOTAL FUNDS
Personnel	58,853	83,795	80,273	2	49,871	272,794
Consultants	327,500	944,190	6,650			1,278,340
TOTAL	\$386,353	\$1,027,985	\$86,923	\$2	\$49,871	\$1,551,134

*In addition to the funding shown above, Palm Tran intends to use approximately \$3.7M of FTA 5307 funds for transportation planning activities from FY 20 to FY 24.

**TPA staff will utilize outside consultants to support the work performed on these activities up to the total amount shown for consultants in each fiscal year.



Task 3 - Prioritize Funding

Purpose

Prioritize funding to maximize implementation of projects that support the Plan. Ensure that anticipated revenues are allocated to projects and programs in the five-year TIP consistent with the LRTP and according to the project priorities set forth by the TPA Governing Board.

Previous Work

The TPA coordinated annually with FDOT on development of the Tentative Work Program and adoption of the TPA's TIP and processing of TIP amendments, as necessary. All TIP projects are available on the TPA's web map at PalmBeachTPA.org/map.

The TPA identified major projects from the LRTP to be advanced for funding in the TIP, created a lump sum for the identification of state road modifications, developed and administered a prioritization process for projects to be funded via the Local Initiatives (LI) Program established by the LRTP, administered the Transportation Alternatives (TA) Program, participated in project implementation through review comments entered in the ERC system, and participated in Project Development & Environment (PD&E) studies associated with specific projects in the TIP.

TPA staff refined the schedule and scoring system for the LI & TA programs and video recorded the training workshop to allow agencies to view it at their convenience.

Task 3 Activities for Fiscal Years 2021 and 2022

Activity		Deliverable(s)	Completion Date
A*	Develop an annual List of Priority Projects including State Roadway Modifications, Local Initiatives, Transportation Alternatives and Safety Projects	Priority Project List	Annually
B*	Administer the TPA's annual competitive funding programs, update scoring system, review applications and associated activities	Program Guidance	Annually
C	Review FDOT Draft Work Program for consistency with the LRTP and adopted priorities of the TPA Governing Board	Review Letter	Annually
D*	Prepare the TIP, including a project map and interactive online database, and process required TIP amendments	TIP	Annually
E	Prepare the annual list of projects for which Federal funds (FHWA and FTA) were obligated in the previous fiscal year	List of Federally Funded Projects	Annually



Activity		Deliverable(s)	Completion Date
F*	Establish required performance measure targets and use performance measures to evaluate transportation system performance outcomes and create performance reports for TPA funded projects	System Performance Report Card, including Project performance reports	Annually
G*	Perform Efficient Transportation Decision Making (ETDM) screening, environmental justice, Title VI reviews for major TPA projects	ETDM Report	As required

Responsible Agency: Palm Beach TPA

Participating Agencies: FDOT, FDEP, PBC, Palm Tran, SFRTA, Local Municipalities, PBCHD

Task 3 Budget for Fiscal Years 2021 and 2022

FY 2021					
CATEGORY	FHWA PL	FHWA SU	FTA 5305(d)	FDOT CASH MATCH	TOTAL FUNDS
Personnel	123,614	46,870	80,238	5,465	256,187
Consultants					
TOTAL	\$123,614	\$46,870	\$80,238	\$5,465	\$256,187

FY 2022					
CATEGORY	FHWA PL	FHWA SU	FTA 5305(d)	FDOT CASH MATCH	TOTAL FUNDS
Personnel	58,853	85,095	79,555	4	223,507
Consultants	148,500				148,500
TOTAL	\$207,353	\$85,095	\$79,555	\$4	\$372,007

*TPA staff will utilize outside consultants to support the work performed on these activities up to the total amount shown for consultants in each fiscal year.



Task 4 - Implement Projects

Purpose

Ensure that implementation of projects and project scope details accomplish the vision, goals and objectives of the TPA Governing Board.

Previous Work

The TPA updated the Congestion Management Process (CMP) during the creation of the 2045 Long Range Transportation Plan. The performance measures now incorporate all federal performance measures and TPA created local measures.

TPA staff is working with the consultant to improve the TIP project management tool to provide more flexibility and efficiency.

TPA staff continued to participate actively in the design review process for state and local projects to ensure the final outcomes are consistent with the planning objectives.

Task 4 Activities for Fiscal Years 2021 and 2022

Activity		Deliverable(s)	Completion Date
A	Monitor implementation of LRTP projects and programs	LRTP Report Card	Annually
B	Develop a TIP project management, prioritization and mapping tool	Prioritization tool	June 2021
C	Create a performance measures dashboard (inclusive of Congestion Management Process) to track progress and to serve as a resource for committees, stakeholders and the public	Performance measures dashboard	June 2021
D	Provide input on TIP projects constructed by partner agencies to encourage final design and construction plans to be consistent with the TPA's LRTP	Project reviews	As needed

Responsible Agency: Palm Beach TPA

Participating Agencies: FDOT, TCRPC, PBC, Local Municipalities

Task 4 Budget for Fiscal Years 2021 and 2022

FY 2021					
CATEGORY	FHWA PL	FHWA SU	FTA 5305(d)	FDOT CASH MATCH	TOTAL FUNDS
Personnel	61,807	23,835	40,237	2,747	128,626
Consultants					
TOTAL	\$61,807	\$23,835	\$40,237	\$2,747	\$128,626

FY 2022					
CATEGORY	FHWA PL	FHWA SU	FTA 5305(d)	FDOT CASH MATCH	TOTAL FUNDS
Personnel	32,426	52,247	46,697	3	131,373
Consultants					
TOTAL	\$32,426	\$52,247	\$46,697	\$3	\$131,373



Task 5 - Collaborate with Partners

Purpose

Work with and provide technical assistance to transportation partners to establish and implement policies, programs and projects consistent with the LRTP.

Previous Work

The TPA worked with FDOT and South Florida Commuter Services to encourage local participation in Florida Mobility Week, coordinated with the Broward MPO and Miami-Dade TPO to host the annual Safe Streets Summit, and began planning for a Southeast Florida Transportation Summit.

The TPA participated in a Vision Zero Peer exchange with other MPOs and conducted a Vision Workshop for local governments. The TPA also hosted a Transit Peer Exchange with FHWA, FTA, Palm Tran, SFRTA, several in-state and out-of-state transit agencies.

Through SEFTC, the TPA coordinated regionally to develop the 2045 Regional LRTP and adopt a prioritized Transportation Regional Incentive Program project list and coordinating with FHWA, FTA, FDOT and other stakeholders in the development and implementation of performance-based planning.

Additionally, the TPA participated in partner agency committees and statewide efforts for the Florida Transportation Plan and Strategic Intermodal System Plan.

Task 5 Activities for Fiscal Years 2021 and 2022

Activity		Deliverable(s)	Completion Date
A*	Develop, implement and update (as needed) the regional transportation plan and all supporting content, including a freight element, a regional travel demand model (SERPM 8 maintenance and SERPM 9 development), local model development and Travel Data Collection	Regional plan Regional model Local model Travel Data	Fall 2020 June 2022 Fall 2020 Summer 2021
B	Adopt a prioritized Transportation Regional Incentive Program (TRIP) project list through SEFTC	TRIP Priority List	Annually
C	Serve on partner agency committees and/or provide input into development of transportation planning documents as appropriate (e.g. Florida Transportation Plan, SIS Plan, Community Traffic Safety Team, SFRTA, Palm Tran, etc.)	Meeting attendance	As needed
D*	Conduct ad-hoc work groups, workshops, peer exchanges or other events to educate and learn from stakeholders regarding various transportation topics	Work groups, workshops, peer exchanges or other events	As needed
E*	Collaborate with partners agencies to evaluate existing and proposed transportation Projects	Projects Evaluated	As needed



Activity		Deliverable(s)	Completion Date
F*	Promote regional transit connectivity through the establishment of an enhanced fare collection system for Palm Tran, regional fare interoperability, the advancement of public and/or private regional transit services, and other measures	Enhanced and Interoperable Fare System	June 2022
G*	Create a web-based platform to improve existing data, add new data, and share data among partners	Web-based Platform	Spring 2021

Responsible Agency: Palm Beach TPA

Participating Agencies: PBC, BMPO, MDTPO, SEFTC, Palm Tran, SFRTA, Local Municipalities, FDOT, TCRPC, SFRPC

Task 5 Budget for Fiscal Years 2021 and 2022

FY 2021					
CATEGORY	FHWA PL	FHWA SU	FTA 5305(d)	FDOT CASH MATCH	TOTAL FUNDS
Personnel	125,614	47,610	80,921	5,550	259,695
Consultants	80,000	42,620	199,707	3,088	325,415
TOTAL	\$205,614	\$90,230	\$280,628	\$8,638	\$585,110

FY 2022					
CATEGORY	FHWA PL	FHWA SU	FTA 5305(d)	FDOT CASH MATCH	TOTAL FUNDS
Personnel	61,853	83,995	79,794	24	225,666
Consultants	12,000				12,000
TOTAL	\$73,853	\$83,995	\$79,794	\$24	\$237,666

*TPA staff will utilize outside consultants to support the work performed on these activities up to the total amount shown for consultants in each fiscal year.



Task 6 - Administer the Agency

Purpose

Provide the staff and resources necessary to administer the 3-C transportation planning process and to provide a fair and impartial setting for effective regional decision-making.

Previous Work

The TPA staff performed required on-going activities including supporting the TPA Board and committee meetings; updated necessary documents, assisted in audits and submitted quarterly/monthly progress reports and reimbursement requests.

The TPA executed four Interlocal Agreements for Administrative Services and Advanced Funding with municipalities to provide working capital funds for agency operating costs. This allowed the TPA to operate as a fully independent agency beginning in October 2019.

The TPA executed a lease for Office and Meeting Space at 301 Datura Street in West Palm Beach, built out and furnished the space, and began operating out of the new space in November 2019.

The TPA adopted a Personnel Handbook based on current TPA member and Florida MPO best practices. The Handbook contains General Information (purpose, applicability and authority), TPA Employment Policies established and amendable by the TPA Board, and TPA Employment Procedures established and amendable by the TPA Executive Director. All current employees as of October 2019 were transitioned to the new agency and operate under this Handbook. The TPA also executed an Employment Agreement for the Executive Director for an initial period of two years with renewal provisions.

Task 6 Activities for Fiscal Years 2021 and 2022

	Activity	Deliverable(s)	Completion Date
A*	Administer TPA Governing Board and advisory committee meetings	Agendas, minutes, presentations	Monthly
B*	Monitor the two-year UPWP for FY 21-22, process modifications and amendments, coordinate tasks with participating agencies, submit progress reports and invoices to FDOT, and adopt the FY 23-24 UPWP	Progress Reports and Invoices FY 23-24 UPWP	At least quarterly May 2022
C*	Monitor, update and implement the Strategic Plan	Strategic Plan	Annually
D*	Provide training for TPA staff and TPA Governing Board members at conferences, workshops, etc. Attend business meetings as required	Training, conference and meeting attendance	As needed
E*	Perform financial tasks including grant reimbursements, audit reports, budget, supporting FDOT audit(s), grant reconciliations, timekeeping, inventory, contract management, invoice payments	Audit report FDOT audit(s)	Annually Semi-Annually
F	Participate in joint FDOT/TPA annual certification reviews	Responses to certification questions	Annually



Activity		Deliverable(s)	Completion Date
G*	Procure services, supplies and equipment (RFPs, contracts, etc.)	Executed contracts	As needed
H*	Establish and update, as needed, agreements, operating procedures and COOP for compliance with state and federal rules/laws	Executed Agreements Operating Procedures Updated COOP	Jun 2020 (MPO) Dec 2020 (Transit) Annually (TD) As needed
I	Monitor the release of 2020 U.S. Census results, including any re-designation or re-affirmation process conducted pursuant to Section 339.175, Florida Statutes	Redesignated/ Reaffirmed TPA	Following 2020 Census
J*	Obtain legal services to support the TPA's administration of the federal planning process and defend the TPA against any and all claims	Legal Review of Agendas, Documents, etc. Legal Defense Documents	Monthly As Needed
K	Monitor DBE participation and report payments	Monitoring report	Annually

Responsible Agency: Palm Beach TPA

Participating Agencies: FHWA, FTA, PBC, Local Municipalities, FDOT, TCRPC, SFRPC BMPO, MDTPO

Task 6 Budget for Fiscal Years 2021 and 2022

FY 2021					
CATEGORY	FHWA PL	FHWA SU	FTA 5305(d)	FDOT CASH MATCH	TOTAL FUNDS
Personnel	211,438	77,712	142,977	10,187	442,314
Travel/Training	25,000				25,000
Consultants	49,500	28,450	53,349		131,299
Direct Expenses					
Facilities	157,000	89,300			246,300
Prof Services	41,000	24,640			65,640
Admin Services	35,000	6,400			41,400
Graphics + Legal Ads	17,000	1,390	658	82	19,130
Operational Supplies + Equip	21,235	31,717	11,358	1,420	65,730
Capital Equip + Improvements	9,500				9,500
TOTAL	\$566,673	\$259,609	\$208,342	\$11,689	\$1,046,313



FY 2022					
CATEGORY	FHWA PL	FHWA SU	FTA 5305(d)	FDOT CASH MATCH	TOTAL FUNDS
Personnel	148,762	250,601	218,882	24	618,269
Travel/Training	78,000				78,000
Consultants	32,000	133,650			165,650
Direct Expenses					
Facilities	163,000	196,500			359,500
Prof Services	30,000	42,300			72,300
Admin Services	33,500	8,200			41,700
Graphics + Legal Ads	10,000	7,150			17,150
Operational Supplies + Equip	73,021	46,786			119,807
Capital Equip + Improvements	10,000				10,000
TOTAL	\$578,283	\$685,187	\$218,882	\$24	\$1,482,376

*TPA staff will utilize outside consultants to support the work performed on these activities up to the total amount shown for consultants in each fiscal year.



Task 7 - Transfers to Other Agencies

Purpose

To describe the regional planning responsibilities and funding sources for the maintenance and further development of the Southeast Regional Planning Model (SERPM) to forecast regional travel patterns and for the acquisition of big data to support the validation and calibration of SERPM in support of the metropolitan planning process.

Previous Work

The region has collaborated in the development and maintenance of previous versions of SERPM, a modeling tool which uses scenario forecasting to prepare for new socioeconomic environments and potential planning challenges within Southeast Florida. SERPM is updated every five years to support the development of regional and local transportation plans and other regional planning efforts.

Memorandums of Understanding (MOU) have been entered jointly by the Miami-Dade TPO, Broward MPO, Palm Beach TPA, and FDOT Districts Four and Six, to develop an effective travel demand modeling tool and transportation data collection methods within the region. The MOUs address each of the activities identified below.

Task 7 Activities for Fiscal Years 2021 and 2022

Activity		Deliverable(s)	Completion Date
A	SERPM 8 Maintenance/Support (by FDOT D4), including training, documentation, and other maintenance services	SERPM 8 updates Training workshops Model Performance Measures Report	Quarterly As Needed June 2021
B	Acquisition of a big data set (by Broward MPO) including Origin/Destination, travel time, travel speed, travel volumes or other transportation-related data	Big Data set	December 2021
C	SERPM 9 Development (by Miami-Dade TPO) using a 2020 base to predict travel demand patterns and markets for regional transit and highway projects and to analyze future trends	SERPM 9 development, calibration/validation plan, and user guide	June 2022



Financial participation by the TPA is shown below along with a regional table showing the lead agency, various funding sources, and amounts by fiscal year for each of the shared regional tasks.

Task 7 Budget for Fiscal Years 2021 and 2022

FY 2021					
CATEGORY	FHWA PL	FHWA SU	FTA 5305(d)	FDOT CASH MATCH	TOTAL FUNDS
Transfer to D4					
Transfer to BROWARD MPO		20,000			20,000
Transfer to Miami Dade TPO		65,000			65,000
TOTAL		\$85,000			\$85,000

FY 2022					
CATEGORY	FHWA PL	FHWA SU	FTA 5305(d)	FDOT CASH MATCH	TOTAL FUNDS
Transfer to D4		6,500			6,500
Transfer to BROWARD MPO		20,000			20,000
Transfer to Miami Dade TPO		65,000			65,000
TOTAL		\$91,500			\$91,500

Activity 7.A: SERPM 8 Maintenance/Support - Lead Agency: FDOT D4											
Funding Agency	PL		5305(d)		SU		State Funds		Local Funds		Total
	FY 21	F22	FY 21	FY 22	FY 21	F22	FY 21	F22	FY 21	F22	
FDOT D4								\$12,500			\$12,500
FDOT D6								\$12,500			\$12,500
Broward MPO						\$8,500					\$8,500
Miami-Dade TPO		\$8,000								\$2,000	\$10,000
Palm Beach TPA						\$6,500					\$6,500
TOTALS	\$0	\$8,000	\$0	\$0	\$0	\$15,000	\$0	\$25,000	\$0	\$2,000	\$50,000

Activity 7.B: Acquisition of a Big Data Set - Lead Agency: Broward MPO											
Funding Agency	PL		5305(d)		SU		State Funds		Local Funds		Total
	FY 21	F22	FY 21	FY 22	FY 21	F22	FY 21	F22	FY 21	F22	
FDOT D4							\$37,500	\$37,500			\$75,000
FDOT D6							\$37,500	\$37,500			\$75,000
Broward MPO					\$12,500	\$12,500					\$25,000
Miami-Dade TPO	\$24,000					\$30,000			\$6,000		\$60,000
Palm Beach TPA					\$20,000	\$20,000					\$40,000
Broward County									\$12,500	\$12,500	\$25,000
TOTALS	\$24,000	\$0	\$0	\$0	\$32,500	\$62,500	\$75,000	\$75,000	\$18,500	\$12,500	\$300,000

Activity 7.C: SERPM 9 Development - Lead Agency: Miami-Dade TPO											
Funding Agency	PL		5305(d)		SU		State Funds		Local Funds		Total
	FY 21	F22	FY 21	FY 22	FY 21	F22	FY 21	F22			
FDOT D4							\$125,000	\$125,000			\$250,000
FDOT D6							\$125,000	\$125,000			\$250,000
Broward MPO					\$85,000	\$85,000					\$170,000
Miami-Dade TPO			\$80,000			\$100,000	\$10,000		\$10,000		\$200,000
Palm Beach TPA					\$65,000	\$65,000					\$130,000
TOTALS	\$0	\$0	\$80,000	\$0	\$150,000	\$250,000	\$260,000	\$250,000	\$10,000	\$0	\$1,000,000

Denotes transfer to the lead agency as identified per regional task (in italics)

**All Federal funds, including fund transfers, apply the required non-federal match



Task 8 - Agency Expenditures with Local Funds

Purpose

Authorize local fund expenditures for items that are not reimbursable from state and federal grant sources or used as a local match.

- **Maximize Agency Effectiveness:** Influence laws, policies and discretionary funding decisions at the state and national levels to implement TPA priority transportation projects. Conduct peer exchanges with other MPOs around the country to inform better decision-making by Governing Board members and TPA staff. Support informed decision-making by TPA Board members. This task may include professional lobbyist assistance.
- **Improve Public Engagement:** Purchase and distribute items to promote the TPA programs and solicit feedback, conduct targeted outreach events, and provide subsidy awards for transportation related activities, initiatives and events that align with the mission and purpose of the TPA.
- **Enhance Staff Performance:** Fund staff professional certification and licensing dues, professional society memberships and other staff enhancement expenses, provide refreshments at meetings to maximize productivity.
- **Balance to TPA Reserve:** The balance of this account will be added to the TPA Reserve Account.

Task 8 Activities for Fiscal Years 2021 and 2022

Activity		Estimated 2021 Expenditures	Estimated 2022 Expenditures
A	Maximize Agency Effectiveness: Advocacy activities, including TPA travel expenses, TPA staff time, consultant fees, peer exchanges, board member briefings, etc.	\$60,000	\$60,000
B	Improve Public Engagement: Promotional items, activities and sponsorships	\$25,000	\$25,000
C	Enhance Staff Performance: Certification and licensing dues and other staff enhancement expenses, professional memberships, meeting refreshments	\$15,000	\$15,000
D	Balance to TPA Reserve Fund	\$40,750	\$43,180
Total Expenditure of Local Funds		\$140,750	\$143,180



Summary Budget Tables

The FY 2021 and 2022 UPWP is funded by various federal, state and local sources in the form of grants, cash match and non-cash (soft) match services. An estimate of the costs associated with the individual tasks and the source of funding is listed in the following tables.



Fiscal Year 2021 Agency Participation and Funding Sources by Task

BUDGET CATEGORY	FHWA		FTA 5305(d)		FDOT			Local 10% Soft Match to FTA FFY 19	CTD	TPA Local Funds	Total less Soft Matches
	PL	SU	FFY 20 & 21	FFY 19	18.07 % Soft match to FHWA	18.07% Soft match to FTA FFY 20/21	10% Cash Match to FTA FFY 19				
TASK 1. ENGAGE THE PUBLIC											
Personnel & Benefits	95,942	52,856	31,700	40,058	32,818	7,925	5,007	5,007			225,563
Consultant Services	70,000		119,480	1,815	15,439	29,870	227	227			191,522
TASK TOTAL	\$ 165,942	\$ 52,856	\$ 151,180	\$ 41,873	\$ 48,257	\$ 37,795	\$ 5,234	\$ 5,234			\$ 417,085
TASK 2. PLAN THE SYSTEM											
Personnel & Benefits	120,614	45,050	36,518	41,894	36,538	9,130	5,237	5,237	49,871		299,184
Consultant Services	400,000	396,660		16,995	175,707		2,124	2,124			815,779
TASK TOTAL	\$ 520,614	\$ 441,710	\$ 36,518	\$ 58,889	\$ 212,245	\$ 9,130	\$ 7,361	\$ 7,361	\$ 49,871		\$ 1,114,963
TASK 3. PRIORITIZE FUNDING											
Personnel & Benefits	123,614	46,870	36,518	43,720	37,601	9,130	5,465	5,465			256,187
Consultant Services											
TASK TOTAL	\$ 123,614	\$ 46,870	\$ 36,518	\$ 43,720	\$ 37,601	\$ 9,130	\$ 5,465	\$ 5,465			\$ 256,187
TASK 4. IMPLEMENT PROJECTS											
Personnel & Benefits	61,807	23,835	18,259	21,978	18,889	4,565	2,747	2,747			128,626
Consultant Services											
TASK TOTAL	\$ 61,807	\$ 23,835	\$ 18,259	\$ 21,978	\$ 18,889	\$ 4,565	\$ 2,747	\$ 2,747			\$ 128,626
TASK 5. COLLABORATE WITH PARTNERS											
Personnel & Benefits	125,614	47,610	36,518	44,403	38,205	9,130	5,550	5,550			259,695
Consultant Services	80,000	42,620	175,000	24,707	27,044	43,750	3,088	3,088			325,415
TASK TOTAL	\$ 205,614	\$ 90,230	\$ 211,518	\$ 69,110	\$ 65,249	\$ 52,880	\$ 8,638	\$ 8,638			\$ 585,110
TASK 6. ADMINISTER THE AGENCY											
Personnel & Benefits	211,438	77,712	61,479	81,498	63,773	15,370	10,187	10,187			442,314
Travel/ Training	25,000				5,514						25,000
Consultant Services	49,500	28,450	53,349		17,192	13,337					131,299
Direct Expenses											
Facilities	157,000	89,300			54,322						246,300
Professional Services	41,000	24,640			14,477						65,640
Administrative Services	35,000	6,400			9,131						41,400
Graphics + Legal Advertising	17,000	1,390		658	4,056		82	82			19,130
Operational Supplies and Equip.	21,235	31,717		11,358	11,679		1,420	1,420			65,730
Capital Equipment + Improvements	9,500				2,095						9,500
TASK TOTAL	\$ 566,673	\$ 259,609	\$ 114,828	\$ 93,514	\$ 182,239	\$ 28,707	\$ 11,689	\$ 11,689			\$ 1,046,313
TOTAL PLANNING FUNDS USED	\$ 1,644,264	\$ 915,110	\$ 568,821	\$ 329,084	\$ 564,480	\$ 142,207	\$ 41,134	\$ 41,134	\$ 49,871		\$ 3,548,284
TASK 7. TRANSFERS TO OTHER AGENCIES											
Transfer to FDOT D4											
Transfer to BROWARD MPO		20,000			4,411						20,000
Transfer to MIAMI DADE TPO		65,000			14,336						65,000
TOTAL TRANSFERS		\$ 85,000			\$ 18,747						\$ 85,000
TASK 8. AGENCY EXPENDITURES WITH LOCAL FUNDS											
Non-reimbursable Expenses										140,750	140,750
TASK TOTAL										\$ 140,750	\$ 140,750
TOTAL EXPENDITURES	\$ 1,644,264	\$ 1,000,110	\$ 568,821	\$ 329,084	\$ 583,227	\$ 142,207	\$ 41,134	\$ 41,134	\$ 49,871	\$ 140,750	\$ 3,774,034



Fiscal Year 2022 Agency Participation and Funding Sources by Task

BUDGET CATEGORY	FHWA		FTA 5305(d)		FDOT			Local 10% Soft Match to FTA FFY 19	CTD	TPA Local Funds	Total less Soft Matches
	PL	SU	FFY 20 & 21	FFY 19	18.07 % Soft match to FHWA	18.07% Soft match to FTA FFY 20/21	10% Cash Match to FTA FFY 19				
TASK 1. ENGAGE THE PUBLIC											
Personnel & Benefits	76,884	116,381	102,886	228	42,625	25,722	29	29			296,408
Consultant Services	37,800	7,500	30,524		9,991	7,631					75,824
TASK TOTAL	\$ 114,684	\$ 123,881	\$ 133,410	\$ 228	\$ 52,616	\$ 33,353	\$ 29	\$ 29			\$ 372,232
TASK 2. PLAN THE SYSTEM											
Personnel & Benefits	58,853	83,795	80,261	12	31,462	20,065	2	2	49,871		272,794
Consultant Services	327,500	944,190	6,650		280,480	1,663					1,278,340
TASK TOTAL	\$ 386,353	\$ 1,027,985	\$ 86,911	\$ 12	\$ 311,942	\$ 21,728	\$ 2	\$ 2	\$ 49,871		\$ 1,551,134
TASK 3. PRIORITIZE FUNDING											
Personnel & Benefits	58,853	85,095	79,525	30	31,748	19,881	4	4			223,507
Consultant Services	148,500				32,752						148,500
TASK TOTAL	\$ 207,353	\$ 85,095	\$ 79,525	\$ 30	\$ 64,500	\$ 19,881	\$ 4	\$ 4			\$ 372,007
TASK 4. IMPLEMENT PROJECTS											
Personnel & Benefits	32,426	52,247	46,675	22	18,675	11,669	3	3			131,373
Consultant Services											
TASK TOTAL	\$ 32,426	\$ 52,247	\$ 46,675	\$ 22	\$ 18,675	\$ 11,669	\$ 3	\$ 3			\$ 131,373
TASK 5. COLLABORATE WITH PARTNERS											
Personnel & Benefits	61,853	83,995	79,603	191	32,167	19,901	24	24			225,666
Consultant Services	12,000				2,647						12,000
TASK TOTAL	\$ 73,853	\$ 83,995	\$ 79,603	\$ 191	\$ 34,814	\$ 19,901	\$ 24	\$ 24			\$ 237,666
TASK 6. ADMINISTER THE AGENCY											
Personnel & Benefits	148,762	250,601	218,690	192	88,080	54,673	24	24			618,269
Travel/ Training	78,000				17,203						78,000
Consultant Services	32,000	133,650			36,535						165,650
Direct Expenses											
Facilities	163,000	196,500			79,289						359,500
Professional Services	30,000	42,300			15,946						72,300
Administrative Services	33,500	8,200			9,197						41,700
Graphics + Legal Advertising	10,000	7,150			3,783						17,150
Operational Supplies and Equip.	73,021	46,786			26,424						119,807
Capital Equipment + Improvements	10,000				2,206						10,000
TASK TOTAL	\$ 578,283	\$ 685,187	\$ 218,690	\$ 192	\$ 278,663	\$ 54,673	\$ 24	\$ 24			\$ 1,482,376
TOTAL PLANNING FUNDS USED	\$ 1,392,952	\$ 2,058,390	\$ 644,814	\$ 675	\$ 761,210	\$ 161,205	\$ 86	\$ 86	\$ 49,871		\$ 4,146,788
TASK 7. TRANSFERS TO OTHER AGENCIES											
Transfer to FDOT D4		6,500			1,434						6,500
Transfer to BROWARD MPO		20,000			4,411						20,000
Transfer to MIAMI DADE TPO		65,000			14,336						65,000
TOTAL TRANSFERS		\$ 91,500			\$ 20,181						\$ 91,500
TASK 8. AGENCY EXPENDITURES WITH LOCAL FUNDS											
Non-reimbursable Expenses										143,180	143,180
TASK TOTAL										\$ 143,180	\$ 143,180
TOTAL EXPENDITURES	\$ 1,392,952	\$ 2,149,890	\$ 644,814	\$ 675	\$ 781,391	\$ 161,205	\$ 86	\$ 86	\$ 49,871	\$ 143,180	\$ 4,381,468



Five-Year Business Plan

The transportation planning process creates several required documents and undergoes mandatory certifications on a regular basis. The TPA is required to produce and adopt a Priority Project List and a TIP every year, a UPWP every two years and a major update to the LRTP every five years. The TPA is certified by FDOT annually and by FHWA/FTA every four years.

To accommodate these differing schedules for work products, the TPA has created a five-year business plan to demonstrate funding availability to accomplish all required planning activities. The revenues and expenditures are approximate in the outer three years.

Five-Year Business Plan

Grant Funded Activities					
Revenue Source	FY21	FY 22	FY 23	FY 24	FY 25
Federal Highway Administration (FHWA) PL Funds	\$1,644,264	\$1,392,952	\$1,268,452	\$1,268,452	\$1,268,452
Federal Highway Administration (FHWA) SU Funds	\$1,000,110	\$2,149,890	\$1,733,000	\$1,820,000	\$1,911,000
Federal Transit Administration (FTA) Funds	\$897,905	\$645,489	\$590,245	\$590,245	\$590,245
FDOT Cash Match for FTA Funds	\$41,134	\$86			
FL Commission for Transportation Disadvantaged (CTD)	\$49,871	\$49,871	\$49,871	\$49,871	\$49,871
TOTAL FUNDING	\$3,633,284	\$4,238,288	\$3,641,568	\$3,728,568	\$3,819,568
Expenditures					
Personnel & Benefits (15FT and 1 Intern)	\$1,611,569	\$1,768,017	\$1,856,418	\$1,949,239	\$2,046,701
Travel/Training	\$25,000	\$78,000	\$81,900	\$86,000	\$90,300
Consultant Services and Transfers to Other Agencies	\$1,549,015	\$1,771,814	\$1,051,770	\$1,009,275	\$964,311
Direct Expenses	\$447,700	\$620,457	\$651,480	\$684,054	\$718,257
TOTAL GRANT EXPENDITURES	\$3,633,284	\$4,238,288	\$3,641,568	\$3,728,568	\$3,819,568
Locally Funded Activities					
Revenue Source	FY21	FY 22	FY 23	FY 24	FY 25
TPA Member Dues	\$140,750	\$143,180	\$146,044	\$148,965	\$151,944
Expenditures					
Maximize Agency Effectiveness	\$60,000	\$60,000	\$60,000	\$60,000	\$60,000
Improve Public Engagement	\$25,000	\$25,000	\$25,000	\$25,000	\$25,000
Enhance Staff Performance	\$15,000	\$15,000	\$15,000	\$15,000	\$15,000
Balance to TPA Reserve Fund	\$40,750	\$43,180	\$46,044	\$48,965	\$51,944
TOTAL LOCAL EXPENDITURES	\$140,750	\$143,180	\$146,044	\$148,965	\$151,944



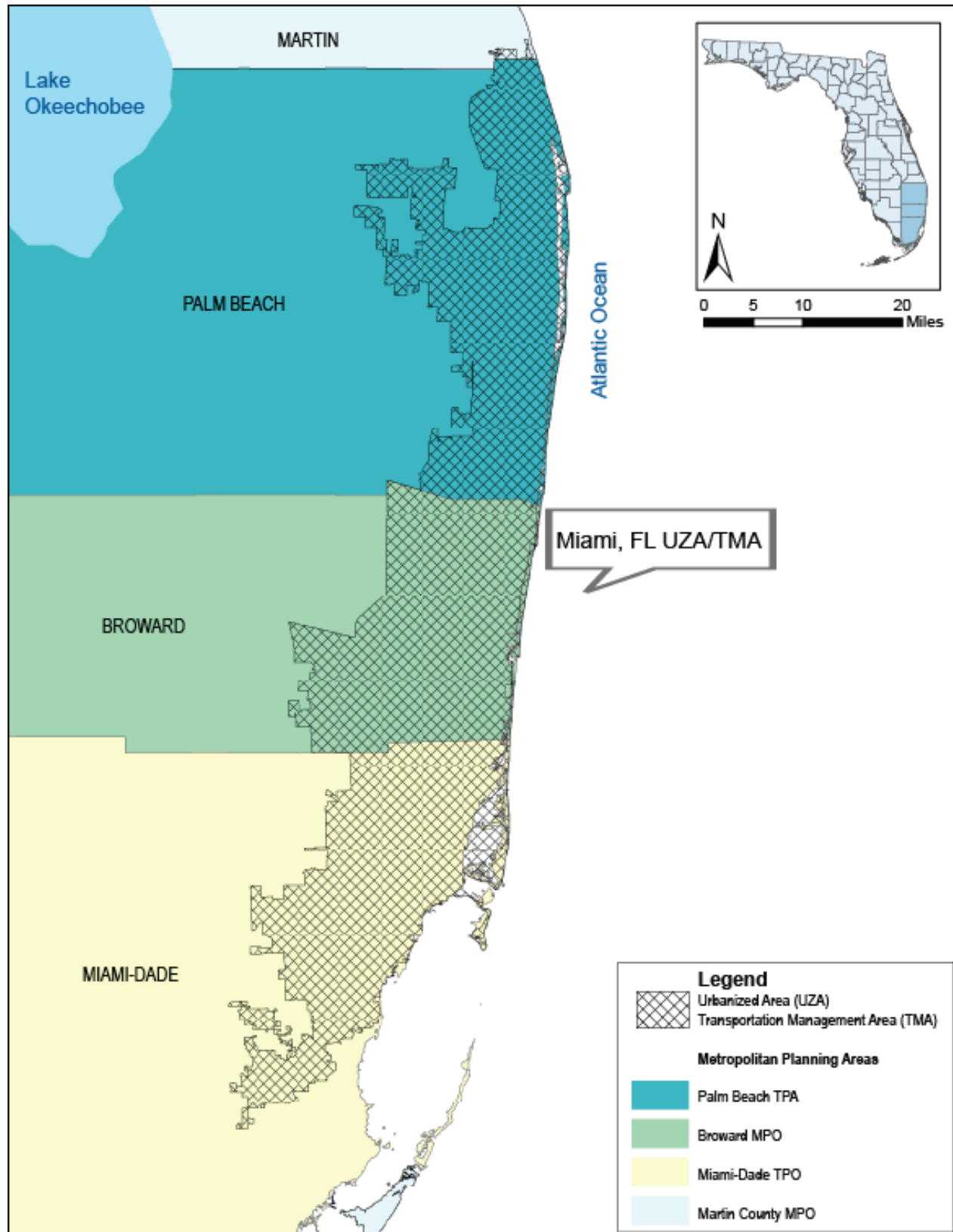
Appendices

Appendix A - Glossary

BMPO	Broward Metropolitan Planning Organization
BTPAC	Bicycle Trailways Pedestrian Advisory Committee
CAC	Citizens Advisory Committee
CMP	Congestion Management Process
COOP	Continuity of Operations Emergency Recovery Plan
CTC	Community Transportation Coordinator
CTD	Florida Commission for the Transportation Disadvantaged
ERC	Electronic Review and Comment
ETDM	Efficient Transportation Decision Making
FAST Act	Fixing America's Surface Transportation Act
FDOT	Florida Department of Transportation
FHWA	Federal Highway Administration
FTA	Federal Transit Administration
FTP	Florida Transportation Plan
FY	Fiscal Year
GIS	Geographic Information System
JPA	Joint Participation Agreement
L RTP	Long Range Transportation Plan
MAP-21	Moving Ahead for Progress in the 21 st Century
MDTPO	Miami-Dade Transportation Planning Organization
MDT	Miami-Dade Transit Agency
MPO	Metropolitan Planning Organization
MPOAC	Florida Metropolitan Planning Organization Advisory Council
PBC	Palm Beach County
PBIA	Palm Beach International Airport
PD&E	Project Development and Environment
PEA	Planning Emphasis Area
PPP	Public Participation Plan
PL Funds	FHWA Urban Transportation Planning Funds
RTTAC	Regional Transportation Technical Advisory Committee
SEFTC	Southeast Florida Transportation Council
SFCS	South Florida Commuter Services
SFRPC	South Florida Regional Planning Council
SFRTA	South Florida Regional Transportation Authority
SIS	Strategic Intermodal System
STIP	State Transportation Improvement Program
SU	Surface Transportation Program Funds
SUN Trail	Shared Use Network Trail program
TAC	Technical Advisory Committee
TCRPC	Treasure Coast Regional Planning Council
TDLCB	Transportation Disadvantaged Local Coordinating Board
TDP	Transit Development Plan
TDSP	Transportation Disadvantaged Service Plan
TIP	Transportation Improvement Program
TRIP	Transportation Regional Incentive Program
TSM&O	Transportation System Management and Operations
USDOT	United States Department of Transportation
UPWP	Unified Planning Work Program
UZA	Urbanized Area



Appendix B - Map of Miami Urbanized Area





Appendix C - UPWP Statements, Assurances and Policies

FLORIDA DEPARTMENT OF TRANSPORTATION
UNIFIED PLANNING WORK PROGRAM (UPWP)
STATEMENTS AND ASSURANCES

525-010-08
POLICY PLANNING
05/18

DEBARMENT and SUSPENSION CERTIFICATION

As required by the USDOT regulation on Governmentwide Debarment and Suspension at 49 CFR 29.510

- (1) The Palm Beach TPA hereby certifies to the best of its knowledge and belief, that it and its principals:
 - (a) Are not presently debarred, suspended, proposed for debarment, declared ineligible, or voluntarily excluded from covered transactions by any federal department or agency;
 - (b) Have not, within a three-year period preceding this proposal, been convicted of or had a civil judgment rendered against them for commission of fraud or a criminal offense in connection with obtaining, attempting to obtain, or performing a public (federal, state or local) transaction or contract under a public transaction, violation of federal or state antitrust statutes; or commission of embezzlement, theft, forgery, bribery, falsification or destruction of records, making false statements, or receiving stolen property;
 - (c) Are not presently indicted for or otherwise criminally or civilly charged by a governmental entity (federal, state or local) with commission of any of the offenses listed in paragraph (b) of this certification; and
 - (d) Have not, within a three-year period preceding this certification, had one or more public transactions (federal, state or local) terminated for cause or default.
- (2) The Palm Beach TPA also hereby certifies that if, later, it becomes aware of any information contradicting the statements of paragraphs (a) through (d) above, it will promptly provide that information to the U.S.D.O.T.

Name: Nick Uhren, P.E.
Title: Palm Beach TPA Executive Director

May 21, 2020
Date



FLORIDA DEPARTMENT OF TRANSPORTATION
UNIFIED PLANNING WORK PROGRAM (UPWP)
STATEMENTS AND ASSURANCES

525-010-08
POLICY PLANNING
05/18

LOBBYING CERTIFICATION for GRANTS, LOANS and COOPERATIVE AGREEMENTS

In accordance with Section 1352 of Title 31, United States Code, it is the policy of the Palm Beach TPA that:

- (1) No Federal or state appropriated funds have been paid or will be paid by or on behalf of the Palm Beach TPA, to any person for influencing or attempting to influence an officer or employee of any Federal or state agency, or a member of Congress or the state legislature in connection with the awarding of any Federal or state contract, the making of any Federal or state grant, the making of any Federal or state loan, extension, continuation, renewal, amendment, or modification of any Federal or state contract, grant, loan, or cooperative agreement.
- (2) If any funds other than Federal appropriated funds have been paid or will be paid to any person for influencing or attempting to influence an officer or employee of any Federal agency, a Member of Congress, an officer or employee of Congress, or an employee of a Member of Congress in connection with this Federal contract, grant, loan or cooperative agreement, the undersigned shall complete and submit Standard Form-LLL, "Disclosure Form to Report Lobbying," in accordance with its instructions.
- (3) The Palm Beach TPA shall require that the language of this certification be included in the award documents for all subawards at all tiers (including subgrants and contracts and subcontracts under grants, subgrants, loans, and cooperative agreement), which exceeds \$100,000, and that all such subrecipients shall certify and disclose accordingly.
- (4) This certification is a material representation of fact upon which reliance was placed when this transaction was made or entered into. Submission of this certification is a prerequisite for making or entering into this transaction imposed by Section 1352, Title 31, U.S. Code. Any person who fails to file the required certification shall be subject to a civil penalty of not less than \$10,000 and not more than \$100,000 for each failure.

Name: Nick Uhren, P.E.
Title: Palm Beach TPA Executive Director

May 21, 2020
Date



FLORIDA DEPARTMENT OF TRANSPORTATION
UNIFIED PLANNING WORK PROGRAM (UPWP)
STATEMENTS AND ASSURANCES

525-010-08
POLICY PLANNING
05/18

DISADVANTAGED BUSINESS ENTERPRISE POLICY

It is the policy of the Palm Beach TPA that disadvantaged businesses, as defined by 49 Code of Federal Regulations, Part 26, shall have an opportunity to participate in the performance of MPO contracts in a nondiscriminatory environment. The objectives of the Disadvantaged Business Enterprise Policy are to ensure non-discrimination in the award and administration of contracts, ensure firms fully meet eligibility standards, help remove barriers to participation, create a level playing field, assist in development of a firm so it can compete successfully outside of the program, provide flexibility, and ensure narrow tailoring of the program.

The Palm Beach TPA and its consultants shall take all necessary and reasonable steps to ensure that disadvantaged businesses have an opportunity to compete for and perform the contract work of the Palm Beach TPA in a non-discriminatory environment.

The Palm Beach TPA shall require its consultants to not discriminate on the basis of race, color, national origin and sex in the award and performance of its contracts. This policy covers in part the applicable federal regulations and the applicable statutory references contained therein for the Disadvantaged Business Enterprise Program Plan, Chapters 337 and 339, Florida Statutes, and Rule Chapter 14-78, Florida Administrative Code

Name: Nick Uhren, P.E.
Title: Palm Beach TPA Executive Director

May 21, 2020
Date



FLORIDA DEPARTMENT OF TRANSPORTATION
UNIFIED PLANNING WORK PROGRAM (UPWP)
STATEMENTS AND ASSURANCES

525-010-08
POLICY PLANNING
05/18

TITLE VI/ NONDISCRIMINATION ASSURANCE

Pursuant to Section 9 of US DOT Order 1050.2A, the Palm Beach TPA assures the Florida Department of Transportation (FDOT) that no person shall on the basis of race, color, national origin, sex, age, disability, family or religious status, as provided by Title VI of the Civil Rights Act of 1964, the Civil Rights Restoration Act of 1987, the Florida Civil Rights Act of 1992 and other nondiscrimination authorities be excluded from participation in, be denied the benefits of, or be otherwise subjected to discrimination or retaliation under any program or activity.

The Palm Beach TPA further assures FDOT that it will undertake the following with respect to its programs and activities:

1. Designate a Title VI Liaison that has a responsible position within the organization and access to the Recipient's Chief Executive Officer.
2. Issue a policy statement signed by the Chief Executive Officer, which expresses its commitment to the nondiscrimination provisions of Title VI. The policy statement shall be circulated throughout the Recipient's organization and to the general public. Such information shall be published where appropriate in languages other than English.
3. Insert the clauses of Appendices A and E of this agreement in every contract subject to the Acts and the Regulations
4. Develop a complaint process and attempt to resolve complaints of discrimination against sub-recipients. Complaints against the Recipient shall immediately be forwarded to the FDOT District Title VI Coordinator.
5. Participate in training offered on Title VI and other nondiscrimination requirements.
6. If reviewed by FDOT or USDOT, take affirmative action to correct any deficiencies found within a reasonable time period, not to exceed ninety (90) calendar days.
7. Have a process to collect racial and ethnic data on persons impacted by your agency's programs.

THIS ASSURANCE is given in consideration of and for the purpose of obtaining any and all federal funds, grants, loans, contracts, properties, discounts or other federal financial assistance under all programs and activities and is binding. The person whose signature appears below is authorized to sign this assurance on behalf of the Recipient.

Name: Nick Uhren, P.E.
Title: Palm Beach TPA Executive Director

May 21, 2020
Date



FLORIDA DEPARTMENT OF TRANSPORTATION
**UNIFIED PLANNING WORK PROGRAM (UPWP)
STATEMENTS AND ASSURANCES**

525-010-08
POLICY PLANNING
05/18

APPENDICES A and E

During the performance of this contract, the contractor, for itself, its assignees and successors in interest (hereinafter referred to as the "Contractor") agrees as follows:

- (1) **Compliance with Regulations:** The Contractor shall comply with the Regulations relative to nondiscrimination in Federally-assisted programs of the U.S. Department of Transportation (hereinafter, "USDOT") Title 49, Code of Federal Regulations, Part 21, as they may be amended from time to time, (hereinafter referred to as the Regulations), which are herein incorporated by reference and made a part of this Agreement.
- (2) **Nondiscrimination:** The Contractor, with regard to the work performed during the contract, shall not discriminate on the basis of race, color, national origin, sex, age, disability, religion or family status in the selection and retention of subcontractors, including procurements of materials and leases of equipment. The Contractor shall not participate either directly or indirectly in the discrimination prohibited by section 21.5 of the Regulations, including employment practices when the contract covers a program set forth in Appendix B of the Regulations.
- (3) **Solicitations for Subcontractors, including Procurements of Materials and Equipment:** In all solicitations made by the Contractor, either by competitive bidding or negotiation for work to be performed under a subcontract, including procurements of materials or leases of equipment; each potential subcontractor or supplier shall be notified by the Contractor of the Contractor's obligations under this contract and the Regulations relative to nondiscrimination on the basis of race, color, national origin, sex, age, disability, religion or family status.
- (4) **Information and Reports:** The Contractor shall provide all information and reports required by the Regulations or directives issued pursuant thereto, and shall permit access to its books, records, accounts, other sources of information, and its facilities as may be determined by the Florida Department of Transportation, the Federal Highway Administration, Federal Transit Administration, Federal Aviation Administration, and/or the Federal Motor Carrier Safety Administration to be pertinent to ascertain compliance with such Regulations, orders and instructions. Where any information required of a Contractor is in the exclusive possession of another who fails or refuses to furnish this information the Contractor shall so certify to the Florida Department of Transportation, the Federal Highway Administration, Federal Transit Administration, Federal Aviation Administration, and/or the Federal Motor Carrier Safety Administration as appropriate, and shall set forth what efforts it has made to obtain the information.
- (5) **Sanctions for Noncompliance:** In the event of the Contractor's noncompliance with the nondiscrimination provisions of this contract, the Florida Department of Transportation shall impose such contract sanctions as it or the Federal Highway Administration, Federal Transit Administration, Federal Aviation Administration, and/or the Federal Motor Carrier Safety Administration may determine to be appropriate, including, but not limited to:
 - a. Withholding of payments to the Contractor under the contract until the Contractor complies, and/or
 - b. Cancellation, termination or suspension of the contract, in whole or in part.



FLORIDA DEPARTMENT OF TRANSPORTATION
UNIFIED PLANNING WORK PROGRAM (UPWP)
STATEMENTS AND ASSURANCES

525-010-08
POLICY PLANNING
05/18

- (6) **Incorporation of Provisions:** The Contractor shall include the provisions of paragraphs (1) through (7) in every subcontract, including procurements of materials and leases of equipment, unless exempt by the Regulations, or directives issued pursuant thereto. The Contractor shall take such action with respect to any subcontract or procurement as the Florida Department of Transportation, the Federal Highway Administration, Federal Transit Administration, Federal Aviation Administration, and/or the Federal Motor Carrier Safety Administration may direct as a means of enforcing such provisions including sanctions for noncompliance. In the event a Contractor becomes involved in, or is threatened with, litigation with a sub-contractor or supplier as a result of such direction, the Contractor may request the Florida Department of Transportation to enter into such litigation to protect the interests of the Florida Department of Transportation, and, in addition, the Contractor may request the United States to enter into such litigation to protect the interests of the United States.
- (7) **Compliance with Nondiscrimination Statutes and Authorities:** Title VI of the Civil Rights Act of 1964 (42 U.S.C. § 2000d et seq., 78 stat. 252), (prohibits discrimination on the basis of race, color, national origin); and 49 CFR Part 21; The Uniform Relocation Assistance and Real Property Acquisition Policies Act of 1970, (42 U.S.C. § 4601), (prohibits unfair treatment of persons displaced or whose property has been acquired because of Federal or Federal-aid programs and projects); Federal-Aid Highway Act of 1973, (23 U.S.C. § 324 et seq.), (prohibits discrimination on the basis of sex); Section 504 of the Rehabilitation Act of 1973, (29 U.S.C. § 794 et seq.), as amended, (prohibits discrimination on the basis of disability); and 49 CFR Part 27; The Age Discrimination Act of 1975, as amended, (42 U.S.C. § 6101 et seq.), (prohibits discrimination on the basis of age); Airport and Airway Improvement Act of 1982, (49 USC § 471, Section 47123), as amended, (prohibits discrimination based on race, creed, color, national origin, or sex); The Civil Rights Restoration Act of 1987, (PL 100-209), (Broadened the scope, coverage and applicability of Title VI of the Civil Rights Act of 1964, The Age Discrimination Act of 1975 and Section 504 of the Rehabilitation Act of 1973, by expanding the definition of the terms “programs or activities” to include all of the programs or activities of the Federal-aid recipients, sub-recipients and contractors, whether such programs or activities are Federally funded or not); Titles II and III of the Americans with Disabilities Act, which prohibit discrimination on the basis of disability in the operation of public entities, public and private transportation systems, places of public accommodation, and certain testing entities (42 U.S.C. §§ 12131 -- 12189) as implemented by Department of Transportation regulations at 49 C.F.R. parts 37 and 38; The Federal Aviation Administration’s Non-discrimination statute (49 U.S.C. § 47123) (prohibits discrimination on the basis of race, color, national origin, and sex); Executive Order 12898, Federal Actions to Address Environmental Justice in Minority Populations and Low-Income Populations, which ensures non-discrimination against minority populations by discouraging programs, policies, and activities with disproportionately high and adverse human health or environmental effects on minority and low-income populations; Executive Order 13166, Improving Access to Services for Persons with Limited English Proficiency, and resulting agency guidance, national origin discrimination includes discrimination because of limited English proficiency (LEP). To ensure compliance with Title VI, you must take reasonable steps to ensure that LEP persons have meaningful access to your programs (70 Fed. Reg. at 74087 to 74100); Title IX of the Education Amendments of 1972, as amended, which prohibits you from discriminating because of sex in education programs or activities (20 U.S.C. 1681 et seq)



Appendix D - FDOT D-4 Planning Activities

The following list is representative of (but shall not constrain) the typical planning activities that are performed by FDOT District Four on either a continuous basis, or intermittently as needed, to serve the needs of the public and FDOT's partner agencies using State and Federal funds authorized for Planning purposes.

Activities listed below may be undertaken at any time by FDOT during the two-year UPWP cycle at the discretion of District Four based on identified need.

- MPO Planning Support activities
- Alternative Fuel Corridor Planning
- GIS Application Development and System Maintenance
- Travel Demand Model Development and maintenance activities in partnership with other FDOT District(s) and/or MPO agencies**
- Systems Planning and Reviews
- Interchange Reviews
- Strategic Intermodal System (SIS) Planning
- ETDM/Community Impact Assessment
- Transportation Statistics Development
- Federal Functional Classification
- Administer Traffic Counts Program
- Modal Development Technical Support
- Transportation Alternatives Program Development
- Commuter Services
- State Highway System Corridor Studies
- Complete Streets Studies
- Growth Management Impact Reviews
- Regional Transit and Express Bus Planning
- Multi-modal Operations Analysis
- Concept of Operations Development
- Transit/Roadway ITS Planning
- Access Management
- Freight Planning and Reviews
- Florida Transportation Plan Updates
- Promoting and coordinating Safety for all modes of transportation, including bicycle and pedestrian
- Congestion Management and Managed Lanes Planning
- Consistency Review (Coastal Zone Management & Policy)
- Context Classification
- Corridor Network Connectivity Planning
- Corridor Preservation
- Mobility Planning
- Multimodal Level of Service (LOS) Planning
- Park & Ride Planning
- Transit Oriented Development
- TSM&O Planning Support
- Transportation Disadvantaged (access to mobility)
- Transportation Resilience/Sustainability
- Data Driven and Sketch Planning Model Development
- Multi-modal Corridor Studies
- Data collection and Analysis to support Multi-modal Planning
- Community Outreach and Support Planning
- Travel Forecasting

**A detailed summary of the transfer and receipt of funds supporting regional modeling activities are specific to each Planning Organization and is provided in more detail in Task 7 of this UPWP.



The representative list of Planning Activities provided above may be undertaken by District Four consistent with support of the following directives:

- The Seven goals of the current Florida Transportation Plan (FTP), as may be amended during this UPWP cycle:
 - Safety & Security
 - Infrastructure
 - Mobility
 - Transportation Choices
 - Economic Competitiveness
 - Quality Places
 - Environment & Energy
- The FDOT secretary's "vital few":
 - Safety
 - Mobility
 - Innovation
 - Fostering Talent
- The UPWP emphasis areas published from Office of Policy Planning
 - Safety
 - System Connectivity
 - Resilience
 - ACES (Automated/Connected/Electric/Shared-use) Vehicles

This list of District Four Planning Activities includes both highways and other modes (e.g. airports, seaports, rail, freight/passenger terminals, urban fixed guideway, etc.).



Appendix E - Comments and Responses

 Federal Highway Administration Florida Division Office 3500 Financial Plaza, Suite 400 Tallahassee, Florida 32312 (850) 553-2201 www.fhwa.dot.gov/fldiv				Federal Transit Administration Region 4 Office 230 Peachtree St, NW, Suite 1400 Atlanta, Georgia 30303 (404) 865-5600			
Planning Comments							
Document Name: Draft 20/21-21/22 UPWP				MPO: Palm Beach TPA			
Date of Document:		Date Received: 3/15/2020		Date Reviewed: 4/13-14/2020		District: 4	
Reviewed by: Stacie Blizzard and Rob Sachnin							

COMMENTS:

Page #	Comment Type	Comment Description	TPA Response
General	Critical	For the Final UPWP Reminder: All Certifications including Debarment and Suspension, Contracts, Grants, and Cooperative Agreements, Title VI Nondiscrimination Policy Statement and Disadvantaged Business Enterprise (DBE) statements should be signed and dated, and included in the final copy of the document.	All statements will be signed and dated in the final UPWP
General	Critical	The tasks do not provide enough information in sufficient detail to determine costs of nor eligibility of the activities. More attention is provided in the previous work sections than in the required activities for the new UPWP time period. Please relook at the tasks and expand this information. Additionally, the task tables should provide a more general	The activities in each task have been expanded to provide additional detail. The TPA executes consultant work orders for specific activities, allowing for clear identification of activity costs.



		breakdown on the activities/products (e.g. freight plan activities, data collection activities, maintain travel demand models). It is difficult to tell how much each of the efforts costs and since everything is so broad, how does the TPA evaluate level of effort vs costs for these activities?	The TPA has found that allocating staff costs at the task level allows staff to spend more time completing activities and less time documenting hours expended by activity.
General	Critical	Each task must link activities and end products as well as to identify <u>milestones</u> and end product due dates. If an activity is ongoing – please identify is it monthly, quarterly, annually and which years. Some of these are provided but many are not. If an end product will not be completed during this UPWP, then it must be identified when it will be completed as well. Please review all tasks for this requirement.	All tasks and activities have been reviewed. Completion of interim milestones are documented through monthly progress reports. Ongoing tasks by their nature do not lend themselves to establishment of periodic schedules.
General	Critical	Please note that any equipment/capital asset (this includes software) purchases with unit costs equal to or greater than \$5,000 must have prior review and approval from FHWA unless the UPWP contains sufficient detailed information for this review. Currently as drafted, this UPWP does not and will require this information to be submitted to FHWA for approval.	Noted.
General	Critical	As written it is very difficult to determine consultant participation and does not provide enough detail – such as the scope of work, work to be accomplished, anticipated completion dates, products produced and scope or work costs. As written every scope or work and work order will be required to be submitted for review and prior approval since this information is not provided in the UPWP. If it is provided in the final UPWP with sufficient detail, then the scopes will not need to be sent separately for review and approval to FDOT and FHWA Consultant Services. This includes the General Planning Consultant contracts mentioned in the Organization and Management M PO Administration section of the UPWP.	Noted.
General	Critical	If planning activities are proposed for funding under the 49 USC 5307 program or any other FTA program, please ensure they are listed and programmed in the UPWP	Additional 5307 funding used by Palm Tran for transportation planning has been added to Task 2.
General	Critical	If funding is being carried over from the prior-year UPWP, carryover amounts and activities should be listed in the document. Please identify any incomplete work elements or activities financed with Federal planning assistance awarded in previous fiscal years as carryover activities.	The TPA is processing a simultaneous FY 19-20 UPWP amendment to deobligate \$500K of FWHA PL funds and has proposed to include these funds in FY 21 of this UPWP.



			Per FDOT District 4 preference, the TPA is not permitted to deobligate the FHWA SU funds in FY 20 in order to include them in FY 21.
General	Critical	If any programmed 5305(d) funds are estimates, coordination with the State DOT may be required for UPWP modification or amendment after review of FTA apportionments.	Noted. The UPWP uses the FY 20 values as estimates for 5305(d) funds in FY 21 and FY 22.
General	Critical	The metropolitan transportation planning process should provide for the establishment and use of a performance-based approach, with related activities noted in the UPWP accordingly. Please note that in addition to TAM, there is an upcoming deadline for MPO PTASP target setting that will occur during the next UPWP cycle.	Noted. Task 3.F addresses performance measures and target setting.
General	Critical	Activities using FTA 5305d and 5307 Planning for transit related activities needs to be included in the UPWP. Please set up a separate task for transit related activities.	Thank you for this suggestion. Tasks 2.B and 2.C focus specifically on transit planning.
General	Critical	Please include activities under the appropriate task to review and update the MPO's COOP to consider pandemic scenarios. Additionally, it is suggested that the MPO review and consider what alternative operational and alternative public involvement outreach strategies may be required for these type of events (particularly if it is long term). This review may entail updating operational documents such as PPPs, bylaws, and others.	Thank you for this suggestion. The updating of the COOP and TPA operating procedures is included in Task 6.H
General	Critical	Please include in the appropriate Task an activity to capture the MPO's activities to monitor and prepare for the release of 2020 U.S. Census results.	Thank you for this suggestion. Task 6.I has been added to address this.
General	Critical	For TMAs, all major transportation planning efforts/studies within the MPO boundaries should be described in the UPWP (including corridor and sub-area studies in accordance with 23 CFR 450.318) regardless of source of funding or entity undertaking the work.	Noted.
General	Critical	When submitting the final UPWP for approval, please include a copy of all the reviewing agencies' comments and how the MPO addressed each comment. This can be included as an appendix in the UPWP	The comments and responses are included as Appendix E.
General	Critical	If the MPO will be contributing any federal funds to another MPO or entity for regional coordination work and end products (or the MPO is receiving federal funds from other MPOs or entities for the same or any purpose), those funds	The TPA is contributing FHWA SU funds to the Miami Dade TPO for travel demand model development and to FDOT District 4 for travel demand model maintenance and



		and activities must be reflected in the all the participating MPOs' UPWPs consistently. Please coordinate with the District and FHWA to ensure the proper format to reflect these funds are being used, as some should be included in the total PL funds being requested and in other circumstances those funds should not be included. Please also provide the FHWA with a copy of any Memorandum of Understandings (MOUs) for these types of activities.	support. These transfers are included in Task 7.A and 7.B. The TPA will provide an executed copy of the travel demand model MOU under separate cover.
Cover Page	Critical	Federal Aid Project Number (FAP) will be 0098-058	This has been updated.
Executive Summary	Editorial	Excellent overall discussion on the planning process and priorities for the Metropolitan Planning area. The Revenue graphics was particularly appreciated for the readers quick reference to the funding source discussion.	Thank you for this comment.
Executive Summary/ Introduction	Critical	Soft Match Definition – Please ensure you identify the soft match ratio for PL Funds of 80:20 and please check to ensure all the match amounts in the Executive Summary, Introduction and all the Task and Summary Budget Tables are identified correctly using this ratio. SU funds still use the sliding scale and need to be calculated using that ratio of 81.93:18.07 The SU match should also be discussed in the Executive Summary and Introduction and the amount identified. A column for the SU soft match amount Also needs to be included in the Task and Summary Budget Tables as well. (Please note – showing the soft match is optional in the individual task tables if you would like to remove it for the PL and SU funds - but it is required in the Executive Summary, Introduction and Summary Budget Tables)	Thank you for this clarification. The appropriate soft match amounts have been shown in the introduction and summary budget tables. As the executive summary is a TPA-created element in the UPWP that focuses on cash funds available to the TPA to administer the planning process, soft match funds are not included in the summary.
Introduction	Critical	First Paragraph – the UPWP is effective July 1, 2020 through June 30, 2022	This has been updated.
Introduction	Editorial	Continuing – Were the public involved and other stakeholders in the development of the 2045 LRTP?	Yes.
Introduction	Editorial	Good discussion on the State Planning Emphasis Areas	Thank you for this comment.
Organization and Management	Critical	<ul style="list-style-type: none"> • Agreements – The new MPO agreement should be listed here – not the prior (2018/19-2019/20) UPWP Agreement. • Please include the activities needed to update those agreements that will be expiring during this UPWP time period in the appropriate tasks 	<p>This has been updated.</p> <p>The execution of new agreements is included in Task 6.H</p>



Task 1	Editorial	Monitor DBE participation and report payments – how is this being accomplished? Does the TPA have its own system? How often is this being performed?	The TPA monitors DBE participation on each of its consultant contracts using an internal tracking system. The TPA reports this information to FDOT annually.
Task 2	Critical	Is the software licensing new – or is this an ongoing annual cost since previous UPWPs? Information about this cost should be included in the task activity list	The reference to software licenses has been removed because individual license costs do not exceed \$5,000.
Task 3	Critical	Please identify the funds and amount set aside for the competitive funding programs and please identify what are the activities involved for this.	The TPA conducts an annual call for projects to be designed and constructed with its apportioned amount of FHWA TA and SU funding. Additionally, the TPA conducts an annual call for projects on state highways to be constructed with state gas tax revenues. Additional details are available at www.palmbeachtpa.org/funding
Task 5	Critical	Are any of these activities and end products associated with the shared regional projects in Task 7? What is their relationship? Please clarify this. Perhaps the first item A should be moved to Task 7.	Task 5 represents all activities to be performed by TPA staff and consultants. Task 5.A represents the TPA's supporting work to develop the regional products and participate in meetings, etc. Task 7 represents the TPA's financial contribution to other agencies as those other agencies incur expenses to lead the development of the regional products.
Task 7	Editorial	This is very helpful information and it is appreciated that this is shown in this manner – see note above for Task 5 and general note about shared regional tasks	Thank you for this comment.
Summary Budget Tables	Critical	Do not include the transfer funds in the total fud budget requested for the UPWP. It is suggested the Task 7 lines be shifted UNDER the total expenditures line so it is not included OR add a line under the total expenditure line and note the subtraction of these funds and add a new total UPWP Expenditure line. Any funds transferred to another entity for shared regional tasks must be reported in the UPWP but are not part of the UPWP expenditures since these funds are taken out of the TPA's "bank account" before being obligated in the UPWP for the TPAs spending.	Thank you for this suggestion. Task 7 has been relocated under the total expenditures line.
Summary Budget Tables	Critical	<ul style="list-style-type: none"> Please ensure that the match for PL funds is calculated correctly it is an 80/20 ratio and not the sliding scale for PL funds 	1. FDOT soft match funds for both PL (at 20%) and SU (at 18.07%) funds



		<ul style="list-style-type: none">• Please include a column for the SU Match – which does use the sliding scale ratio• There are no TPA Local Funds shown in the Summary Budget Tables. How are the legislative and other non-eligible activities being paid for? Please include these funds in the individual Task Tables and the Summary Budget Tables.• As of today, the PL funds are over programmed in year 1 and in year 2 PL funds are over programmed from what is available in the allocation Please ensure all funds identified are currently available for the MPO to use in this UPWP. Please verify funding levels available to the MPO prior to the final UPWP submission. If funding is overprogrammed, the UPWP will be approved only for the levels of funding available and verified from the Central Office PL fund Coordinator and the Districts' Work programs for STBG levels.	<p>are included in the summary budget table.</p> <ol style="list-style-type: none">2. TPA local funds are included in Task 8 which provides funding for legislative and other non-eligible activities.3. PL funds match the FDOT work program allocation amounts for FY 21 and FY 22. SU funds for planning are less than the FDOT work program allocation amounts for FY 21 and FY 22. Additionally, the TPA is de-obligating \$500K of PL funds from FY 20 and adding them to the available PL funds in FY 21.
Business Plan	Editorial	Multi-Year Business Plan - Inclusion of a five-year forecasting of funding in the UPWP remains a best practice.	Thank you for this comment.



Palm Beach TPA Draft UPWP Review
FDOT Comments

Page # / Topic	Comment Type	Department	Comment Description	TPA Response
General		PLEMO	<p>Generally, it is very difficult to see how the UPWP ties together core documents (LRTP, TIP, UPWP, LOPP) and the studies or collaborative efforts that will be used to support them. The tasks seem very disjointed and are not clearly tied together. It would be preferable that this UPWP be reorganized such that the Tasks relate to core functions of the MPO, and subsequently relate to the work products that support them, with linkages between the work products being denoted in the purpose.</p> <p>Regarding UPWP development, the TPA should expand what they are prepared to do when developing this core document (based on FHWA language): “Prepare a Unified Planning Work Program (UPWP) consistent with the MPO Agreement and listing the transportation studies and tasks to be performed by the MPO staff or consultants planned for completion within the two-year UPWP period (State Fiscal Years 2023/24 and 2024/25). The UPWP will include the following elements –</p> <ul style="list-style-type: none">• A schedule of planning activities resulting in the completion of core MPO deliverable and supporting studies,• A listing of all federally funded studies, as well as all relevant state and local planning activities conducted without federal funds and within the boundary of the MPO,• Agency administration,• Agency reporting and certification requirements,• Identification of the agency responsible for each task or study, and• The funding sources identified for each project.”	<p>The UPWP makes a clear connection between tasks and core documents, as outlined below:</p> <p>Engage the Public = Public Participation Plan Plan the system = LRTP and corridor studies Prioritize Funding = LOPP and TIP Implement Projects = project scoping, design comments, field reviews, etc. Collaborate with Partners = SERPM, TRIP priority list Administer the agency = UPWP</p> <p>All federally required elements are present in the final document (schedule of activities, deliverables, lead agency, funding sources, administration, certification, etc.).</p>



General	Critical	Program Management	Kindly ensure the UPWPs match the existing programming in the work program and not be exceeding it.	The FY 21 and 22 PL funding amounts match the values in the draft FY 21-25 work program for FM 439325.3. The FY 21 and 22 SU funding amounts are less than the values in the draft work program.
General	Critical	PLEMO	TPA's intentions to spend SU dollars in FY 21 requires clarification (maybe elsewhere in the UPWP) to reflect that they agree to comply with the 80/20 rule prior to accessing SU funds.	The "80/20 rule" exists in the FDOT Work Program Instructions, which are developed by FDOT staff to guide FDOT staff conducts. It is unclear why the TPA would agree to comply with this document.
General	Critical	PLEMO	Updated/new data and urbanized areas (UZAs) will become available through the 2020 U.S. Census. It may or may not take two years, as it did after the 2000 and 2010 censuses, for release of the UZAs delineated based on census results. If past practice holds, activity of interest to MPOs will precede release of the UZAs (e.g., promulgation of federal regulations governing criteria to be used in delineating UZAs). Suggest including a census-related activity, such as the following, in the UPWP: <ul style="list-style-type: none"> Monitor and prepare for the release of 2020 U.S. Census results, including in anticipation of participating in the post-census re-designation/re-affirmation process for metropolitan planning organizations conducted under state law (Section 339.175, Florida Statutes). 	Task 6.I was added to address this.
General	Enhancement	PLEMO	As there were no corrective actions arising from the recent State certification (in progress as of 04/15/2020), we recommend the enhancement of their stakeholder engagement activities. UPWP Task 8 includes a line item to "Improve Public Engagement: Promotional items, activities and sponsorships" which we can recommend be expanded to include enhanced effort toward stakeholder engagement. This should also be expanded on in Task 5 as a function of partner engagement.	Thank you for the suggestion on how to utilize local TPA member dues pursuant to task 8.B Task 5.D includes meetings with stakeholders to both educate them on the TPA planning process and to receive input from them in the development of core TPA documents. Additionally, all planning products developed in Task 2 and Task 3 include ample opportunities for stakeholder input.
General	Critical	PLEMO	Include "FDOT District 4 Planning Activities FY 20/21 to FY 21/22" to UPWP document.	Thank you for providing this document. It will be included as Appendix D



1	Critical Editorial &	PLEMO	<ol style="list-style-type: none"> 1. Replace "TBD" with "20.205" for Highway Planning and Construction. 2. Replace "TBD" with "20.505" for Federal Transit Technical Studies Grant (Metropolitan Planning). 3. Replace "TBD" with "0098-058-M". 	This information has been used in the final document.
3	Critical	PLEMO	<ol style="list-style-type: none"> 1. <i>Executive Summary, second sentence in third paragraph:</i> Since there are no federal PEAs for this UPWP cycle, would make this change: "The program is guided....and the federal planning factors and state Planning Emphasis Areas (PEAs)." 2. <i>Dollar amounts subject to change.</i> Amounts may need to be reconciled with programmed amounts (see Program Management. comment above). 	<ol style="list-style-type: none"> 1. The recommended change has been included in the final document. 2. This note seems unnecessary given that the UPWP serves as the TPA's application for federal funding and the amounts utilized in the document are consistent with the FDOT work program. Please notify the TPA if FDOT elects to change the work program amounts.
4,10, 15,17,20, 22,23,25, 27, 28	Editorial	PLEMO	<p>"Work Program" section of the Table of Contents and "UPWP Work Task" Titles for the Tasks need to be revised/renamed to include (maybe as subtitles) the following:</p> <ol style="list-style-type: none"> i. Administration ii. Data Collection iii. Transportation improvement Program iv. Long Range Transportation Plan v. Special Project Planning vi. Public Involvement <p>As some of the activities in the different tasks appear to overlap/repeat, revising the Task to match the above listed topics may assist in organizing and centralizing the tasks.</p>	<p>Thank you for this suggestion. The TPA's UPWP task titles were established by the TPA Governing Board through a strategic planning process. The following crosswalk is provided to assist your review:</p> <p>Administration: Task 7 – Administer the Agency</p> <p>Data Collection: Included in Plan the System</p> <p>Transportation Improvement Program: Task 3 – Prioritize Funding</p> <p>Long Range Transportation Plan: Task 2 – Plan the System</p> <p>Special Project Planning: Included in Task 2 and Task 4</p> <p>Public Involvement: Task 1 – Engage the Public</p>
5, Introduction	Critical	PLEMO	<ol style="list-style-type: none"> 1. Clarify and define the purpose of the TPA. 2. In paragraph 4 update sentence "The soft match..." to include the following language per MPO Liaison Handbook Section 3.7.2.: <p>"Section 120 of Title 23, U.S.C., permits a State to use certain toll revenue expenditures as a credit toward the non-Federal matching share of all programs authorized by Title 23, (with the</p>	<ol style="list-style-type: none"> 1. The TPA's mission statement and references to relevant federal and state regulations have replaced the purpose statement. 2. The requested paragraph from section 3.7.2 of the MPO Liaison Handbook has been included in the final document. Also, all calculations have been updated



			<p>exception of Emergency Relief Programs) and for transit programs authorized by Chapter 53 of Title 49, U.S.C. This is in essence a "soft-match" provision that allows the Federal share to be increased up to 100% to the extent credits are available. The "soft match" amount being utilized to match the FHWA <u>PL</u> funding in the UPWP is 20% of FHWA program funds for a total of \$_____. The "soft match" amount being utilized to match the FHWA <u>SU</u> funding in the UPWP is 18.07% of FHWA program funds for a total of \$_____."</p> <p>Please note: PL funds does not use the sliding scale; revise the percentage throughout the document to read 20%.</p> <p>3. Also include: "To receive FTA Section 5305(d) grants, FDOT and Palm Beach County provide a matching share for those funds. FDOT will provide cash and technical support services as the state's matching share of FTA Section 5305(d) funds. Support services will include guidance and technical assistance to the TPA staff and attendance at meetings. FY 2020/21 \$_____ FY 2021/22 \$_____"</p>	<p>to use 20% as the match ratio for PL funds.</p> <p>3. The requested paragraph has been included. The UPWP assumes that FDOT will continue to provide matching funds at 10% of the FTA program funds.</p>
12	Editorial	PLEMO	<p>1. Include the language "MPO Agreement expires and is replaced every two years. The next agreement is anticipated to be executed no later than June 30, 2020."</p> <p>2. There are agreements listed that will be expiring in 2020. Ensure there are activities included to the work on preparing and executing new agreements.</p>	<p>1. Added the language and similar language for the FTA agreement.</p> <p>2. The execution of new agreements is included in Task 6.H</p>
15-28, Tasks	Critical	PLEMO	<p>1. No Transit Tasks were identified. If there are Transit funds if needs to be defined.</p> <p>2. The TPA has only included completion dates; there are no mentions of milestones or benchmarks throughout the document. I suggest adding a</p>	<p>1. Task 2 contains a myriad of transit planning activities.</p> <p>2. The UPWP includes a schedule of planning activities <u>resulting in the</u></p>



			<p>column to the task lists indicating the probable/intended start date where applicable, and relevant milestones along the way, particularly for TPA core documents such as TIP, LRTP (even if no update is due), Annual LOPP, UPWP, etc.</p> <p>Also, individual planning studies should spell out the anticipated schedule for the project. This might be best if spelled-out on a quarterly basis. Overall, while this UPWP seemingly addresses the Task headings adequately, there seems to be too little detail in the individual tasks to outline a plan stating whom will perform the work, the schedule for completing the work, or clearly defined products resulting from the work performed.</p>	<p><u>completion</u> of core MPO deliverable and supporting studies. Completion of milestones and benchmarks are provided in monthly progress reports.</p> <p>3. Providing schedules for planning studies creates too much specificity for the UPWP and requires unnecessary amendments and/or modifications.</p>
15-25, Previous Work	Critical	PLEMO	<p>The section on Previous Work should highlight any major milestones achieved should reflect the accomplishments completed under the prior UPWP, which should serve as a benchmark. For example: Percentage of meetings successfully completed, percentage of on-time adoptions of core documents are key metrics. Should reflect the completion or progression of prior UPWP required activities as a brief summary.</p>	<p>Thank you for this suggestion. The previous work section highlights those tasks and/or portions of tasks recently completed or continuing into the current UPWP.</p>
15-16, Task 1 – Engage the Public	Enhancement	PLEMO	<p>Suggest using the following text, based on FHWA language:</p> <p>Purpose: “To ensure that the MPO's public involvement process meets all federal and state regulations and actively engages a well-informed public, inclusive of individuals or organized groups residing in, having an interest in, doing business in, or interacting with the transportation network within the MPO area that is/are potentially affected by transportation decisions to contribute input into the transportation planning and decision-making processes.”</p>	<p>Thank you for this suggestion.</p>



17-19, Task 2 – Plan the System	Critical	OMD	<p>This task does not address regional connectivity in the Metropolitan Area. Regarding transit connectivity it should address:</p> <ol style="list-style-type: none"> The barrier to regional transit connectivity in Southeast Florida due to the lack of a universal fare and transfer policy, and plan. This effort is not mentioned in the UPWP and the three MPOs should have a policy effort for this matter. Any efforts with Palm Tran and FDOT on Express Bus Services from the Gatlin Blvd park-and-ride lot (St. Lucie County) to West Palm Beach intermodal center. 	Thank you for this suggestion. Task 5.F was added to address this.
18, Task 2 – Plan the System	Enhancement	PLEMO	<u>Activity H:</u> Given the evolving body of data and tools, suggest adding “and other” to the list of types of data to be collected and analyzed (e.g., to include data relating vulnerability/resilience of transportation and other (e.g., stormwater management) infrastructure).	Thank you for this suggestion, this text was added to Task 2.H
20-21, Task 3 – Prioritize Funding	Critical	PLEMO	<ol style="list-style-type: none"> Task 3 should be revised. This task is very disjointed, and in some cases seems like it does not address planning issues. The role of the MPO is to develop the core planning products, which includes prioritization of a projects and programs as part of a cost feasible long-range plan. The title of the Task, and the purpose, suggest otherwise; that the TPA is seeking to prioritize the funding applied to the projects and/or programs rather than prioritizing the projects and/or programs within the foreseeable revenues. This is an incorrect approach, as the TPA does not program funding (OWPB does to the greatest extent feasible each cycle). Likewise, Local Funding priorities are at the discretion of the local agencies that control those funds under statute or local ordinance. While it is a statutory requirement that all agency planning activities be listed in the UPWP, it is not a function of the UPWP to grant oversight of these funds to the MPO. 	<ol style="list-style-type: none"> Thank you for this comment. The TPA is required by state law to develop a priority project list which seeks to prioritize funding to the selected projects. Additionally, the TPA is required by federal law to adopt a transportation improvement program (TIP) which programs funding to the highest priority projects and programs from the TPA's adopted LRTP. The creation of these two core products amounts to prioritizing funding. Pursuant to s. 339.134(4)(d), F.S., FDOT must annually present the draft work program to the TPA “to determine the necessity of making any changes to projects included or to be included in the district work program and to hear requests for new projects to be added to, or existing projects to be deleted from, the district work program.” The review



			2. Activity C: What is the “Review Letter”? When exactly is this done? Is annually enough?	letter identifies any changes requested by the TPA following that presentation.
22, Task 4 – Implement Projects	Critical	PLEMO	<p>This task seems to invert the normal role of the TPA and its partners. For example, Activity E indicates that local partners should be aligning to the planning document. Rather, the planning document should be aligning to the local partner agencies as they address their identified needs using the revenues available to them.</p> <p>Also, the necessity of Activity A and Activity B require further explanation. Particularly Activity B, in which it is not readily apparent why an additional project-level tracking method is needed for the TIP, or what it is supposed to include (unless this is in support of building an interactive TIP accessible through the TPA website?).</p>	<p>Task 4.A monitors the implementation of the LRTP to ensure that each group of projects advances in a similar fashion.</p> <p>Task 4.B seeks to make the real-time status of projects accessible to the public, as the current FDOT project management system exists behind a firewall and cannot be shared with the public.</p> <p>Task 4.D encourages local agencies to build projects consistent with the TPA’s LRTP, which is adopted by representatives of these local agencies.</p>
23-24, Task 5 – Collaborate with Partners	Enhancement	PLEMO	<p>This task duplicates part of Task 7 and seems like it should be a self-evident component of every other Task in the UPWP that requires consistency with the PPP, which is not otherwise monitored or updated via the activities in this UPWP. It is suggested that the activities in this task be redistributed among the other tasks and tied to the activities they support.</p> <p>Another suggestion for this task is that the administration of FTA programs should be detailed here, and the interaction with transit service provider agencies be detailed here with activities structured to collaboratively support their planning activities. The “ongoing” nature of this activity should be refined to demonstrate monthly, quarterly, or otherwise regularly scheduled meetings occur, and should define the TPAs deliverable(s) that arise from participating in those agency committees.</p>	<p>Task 5 describes efforts by TPA staff and consultants to collaborate on regional tasks.</p> <p>Under Task 5.D, the TPA meets quarterly with SFRTA and bi-monthly with Palm Tran. These coordination meetings are captured in monthly progress reports.</p> <p>Task 7 transfers funding to and from other agencies. The use of funding received by the other agency must be described in the receiving agency’s UPWP.</p>
23-24, Task 5 – Collaborate with Partners	Enhancement	PLEMO	<p>Suggest adding activities on:</p> <p>(1) Development and implementation of and amendments to the 2045 Regional Transportation Plan (including a freight</p>	<p>1. Task 5.A was modified to address this.</p> <p>2. Task 5.C was modified to address this.</p> <p>3. Task 5.G was added to address this.</p>



			<p>element) in coordination with the Broward MPO and the Miami-Dade TPO;</p> <p>(2) TPA participation in the update of the Florida Transportation Plan (FTP) scheduled to conclude in December 2020 and FTP implementation, also planning and implementation efforts for the Strategic Intermodal System; and</p> <p>(3) Promotion of informed and well-coordinated acquisition and use of data by multiple partners.</p>	
25-26, Task 6 – Administer the Agency	Enhancement	PLEMO	<p>Suggest using the following text, based on FHWA language:</p> <p>Purpose: “To administer and manage the transportation planning process in the Palm Beach TPA component of the Miami FL Urbanized Area (UZA). The TPA must ensure that existing and future expenditures for transportation projects and programs are based on a continuing, cooperative, and comprehensive (3-C) planning process. The MPO is responsible to establish and manage a fair and impartial setting for effective regional decision-making in the metropolitan area.”</p> <p>Note: The intent of administering the agency is to facilitate the transportation planning process in a deliberative setting with input from partners, stakeholders, advisory committees, and the public. The way Task 6 is currently written implies that the TPA staff <i>leads</i> the process rather than <i>facilitates</i> the process. The characterization of this relationship should be clarified in the purpose. Likewise, the TPA’s purpose should not focus solely on implementing plans of the Board; it should face outward rather than inward.</p> <p>To help match the Boards plans with the vision of the community, emphasis on creating the fair & impartial setting should create a better focus on the TPAs true purpose. We may want to consider adding a</p>	The Task 6 purpose statement was modified based on the suggested text.



			component to this purpose that illustrates the need to build consensus between community partners.	
27, Task 7		PLEMO	No comment.	Noted.
28, Task 8	Critical	PLEMO	Estimated Expenditures amount for both Fiscal Years in activity table does not match the "TPA Local Funds" amount in Funding Table.	The totals have been modified to match.
30 & 31, Summary Budget Tables	Critical & Editorial	PLEMO	<ol style="list-style-type: none"> Summary Budget Tables to be separated for a total of four (4) tables: <ol style="list-style-type: none"> Two (2) "Table 1 – Agency Participation" for representing each fiscal year. Two (2) "Table 2 – Funding Source" for representing each fiscal year. Clarify the fiscal years to read FY 2020/2021 and FY 2021/2022. For our clarification, which budget category covers "equipment rentals and leases"? Document may need to include this wording to clarify. We suggest separating Supplies and Equipment from "Operational Supplies and Equipment". Task 7 amounts should not be included in the Total Expenditures amount. Suggestion is to revise the Total Expenditures amount and have a note added advising that Task 7 is not included; or have Task 7 moved to the end of the Table. There is no "Transfer to FDOT D4" amount for FY 21, is this correct? Verify. 	<ol style="list-style-type: none"> All of the information requested in the summary budget table examples from the MPO Program Management is included in the two tables provided. The lease payments for the TPA's copy machine are included in Task 6 as a direct expense in the Operational Supplies and Equipment subcategory. Noted. The row for Total Planning Funds Used has been moved above Task 7 and the Task 7 amounts are excluded from the totals in this row. Pursuant to the second MOU for SERPM related activities that was adopted by SEFTC on October 4, 2019, FDOT D4 does not receive model maintenance funding until FY 22.
32, Multi-Year Business Plan	Enhancement & Editorial Critical	PLEMO	<p>Including a five-year forecasting of funding in the UPWP remains a best practice.</p> <ol style="list-style-type: none"> For clarity, write fiscal year as "FY 2020/2021 and FY 2021/2022". Verify amounts for each fiscal year, e.g. PL Funds for FY 21 & 22 is higher than amount allocated. Check these and future fiscal years for accuracy/consistency. 	<ol style="list-style-type: none"> Thank you for the comment. The UPWP clearly states that it addresses a state fiscal year calendar with FY 2021 beginning on July 1, 2020 and ending on June 30, 2021. The PL funding amounts in each fiscal year do not exceed FDOT program amounts.



Summary Points of the June 16, 2022 Governing Board Meeting

PDF versions of the agenda, backup material and presentations as well as audio and video recordings are available for review at PalmBeachTPA.org/Board

Adopted a Dump the Pump Day Proclamation – The Board recognized June 17, 2022 as Dump the Pump day and encouraged transit ridership as a safe, equitable, and sustainable mode of transportation.

Executive Director Recruitment Update – Slavin Management Consultants provided an update on the status of the Executive Director job search and noted preliminary interviews would be occurring for a short list to be provided to the Executive Committee. The Board requested this item be resolved by the July 21 meeting.

Approved Technical Advisory Committee (TAC) Appointment – The Board approved appointment of Yash Nagal as Alternate for Palm Tran.

Approved Vision Zero Advisory Committee (VZAC) Appointment – The Board approved appointment of Bruce Guyton as Representative and Chris Walker as Alternate for Palm Tran.

Adopted TPA Resolution 2022-08 – The Board approved the TPA Financial Policies that codify the requirements, expectations, and reporting to be delivered by TPA staff and ensure compliance with all federal and state regulations for financial controls.

Adopted TPA Resolution 2022-09 – The Board approved an amendment to the TPA Operating Procedures with modifications to the Executive Committee's duties.

Adopted TPA Resolution 2022-10 – The Board approved the TPA to reimburse travel expenses for up to twelve (12) participants to attend a peer exchange on September 29-30, 2022 in Austin, TX to learn about their enhanced transit plans.

Adopted TPA Resolution 2022-11 – The Board approved Amendment #4 to the TPA's Fiscal Year (FY) 22-26 Transportation Improvement Program (TIP) to modify an existing project – I-95 at Belvedere Rd (FM# 444121-1) and add a new project – I-95 at PGA Blvd (FM# 449280-1).

Adopted TPA Resolution 2022-12 – The Board approved the TPA's FY 23-27 TIP, which is the five-year funding program for transportation projects in Palm Beach County. This program was developed in collaboration with the Florida Department of Transportation (FDOT) and various local agencies and includes transportation projects funded by federal, state, and local sources for all modes of transportation. The program reflects revenue expectations for the next five fiscal years and shows phases and funding sources by year for each project

Florida Rail Safety Initiatives – FDOT staff presented an overview of the Florida Rail Safety Initiatives to identify and mitigate rail safety challenges, including implementation of engineering, enforcement, education, and emergency response strategies. For more information, visit: FDOT.gov/Rail.

Environmental Research Paper – Citizen's Advisory Committee member, Michael Fitzpatrick, provided a presentation of his research paper that outlines research on environmental factors in transportation. The Board members presented encouraged Mr. Fitzpatrick to work with TPA staff and interested members on this initiative but took no formal action.

TPA Operating Procedures Review – TPA staff provided an overview of the TPA advisory committees, including committee charge, membership, and process for adding committee member items to a committee agenda and to a TPA Board agenda for review and action.

Project Scheduling Report –July 2022

Phases occurring within the next 90 days

Palm Beach TPA & FDOT District 4

4.B

The purpose of this report is to ensure stakeholders are aware of upcoming activities for each project to allow for increased input. The TPA has consolidated the FDOT report to focus on TPA priorities and scheduling activities that are occurring within the next 90 days. The full list of scheduling activities is described below.

Scheduled Activity	Description
Multimodal Scoping Checklist (MMS)	FDOT's Office of Modal Development (OMD) notifies impacted agencies to enter comments about the project scope. The local agency can confirm or discuss context class, minor comments about multimodal features.
Resolution from Agency (for Off-System Projects Only)	If an off-system project is administered by FDOT, the local agency's governing board must pass a resolution endorsing FDOT's delivery of the project.
Review of Scope with Agency	Meet with local agency to review and confirm scope prior to FDOT advertising for consultant acquisition.
Execution Date (Design)	FDOT Design starts.
Project Kickoff Meeting	FDOT Design Team coordinates with local agency. Contact the FDOT project manager for date/time/location of the meeting.
Initial Field Review	Field Review meeting. Typically occurs at the project site.
Initial Engineering	30% plans to reviewers. Stakeholders provide review and feedback on the approved Typical Section.
Public Information Workshop	FDOT conducts public information workshop.
Constructability Plans	60% plans to reviewers. At this time most of the Design is complete, no scope discussion, review focuses on items to be constructed, their construction impacts, and materials to be used.
Plans Specification and Estimates (PSE) Meeting	FDOT PM arranges field review with all reviewers to evaluate the final engineering plans with respect to actual field conditions.
Biddability Plans to Reviewers	90% plans. At this time, Design is complete. Verifying quantities and pay items.
Production	100% plans. Plans are complete.
Local Agency Program (LAP) Commitment	Agency and FDOT commits the project funds and budget to the Legislature and the Governor's office.
Letting	Bids are opened and the apparent low bid contract is determined. Construction typically begins 4 to 6 months after letting.
Construction Notice to Proceed (NTP)	Construction starts. Construction dates for FDOT administered projects can be found through the FDOT Operations Center.

For more information on a project, please contact the FDOT District 4 office at 954.486.1400 and ask to be transferred to the FDOT Project Manager for the specific project. For the FDOT copy of the report with the full project schedule, contact Larry Wallace at larry.wallace@dot.state.fl.us or 954.777.4208.

Please note, the dates shown in this report are a snapshot and dates can change frequently. Updated reports are requested monthly from FDOT.

FM #	Location	Type of Work	Lead Agency	Phase Milestone	Date
SIS Capacity					
4435901	I-95 AT PGA BLVD	ADD SPECIAL USE LANE	FDOT	Construction Notice to Proceed (NTP)	7/13/2022
4192511	BEELINE HWY/SR-710 FROM NORTHLAKE BLVD TO BLUE HERON BLVD/SR-708	ADD LANES & RECONSTRUCT	FDOT	Production	8/1/2022
4397581	I-95 AT INDIANTOWN RD	INTERCHANGE - ADD LANES	FDOT	Biddability	8/4/2022
4132601	I-95 AT PALM BEACH LAKES BLVD	INTERCHANGE - ADD LANES	FDOT	Execution Date (Design)	8/5/2022
4475471	FOREST HILL BLVD/SR-882 AT I-95 INTERCHANGE	INTERSECTION IMPROVEMENT	FDOT	Initial Field Review	8/22/2022
4397591	I-95 AT BELVEDERE RD NB	INTERCHANGE - ADD LANES	FDOT	Letting	9/2/2022
4369631	I-95 AT 6TH AVE S	INTERCHANGE - ADD LANES	FDOT	Production	9/6/2022
4365191	I-95 AT 45TH ST	INTERCHANGE - ADD LANES	FDOT	Public Information Workshop	9/19/2022
State Road Modifications					
4405755	ATLANTIC AVE/SR-806 FROM CUMBERLAND DR TO JOG RD	ADD LANES & RECONSTRUCT	FDOT	Initial Engineering	7/5/2022
4416321	LAKE WORTH RD/SR-802 FR RAULERSON DR TO PALM BEACH STATE COLLEGE ENT	RESURFACING	FDOT	Construction Notice to Proceed (NTP)	7/23/2022
4400461	LAKE WORTH RD/SR-802 ROUNDABOUT PEDESTRIAN IMPROVEMENTS	PEDESTRIAN SAFETY IMPROVEMENT	FDOT	PSE Meeting	8/16/2022
4400461	LAKE WORTH RD/SR-802 ROUNDABOUT PEDESTRIAN IMPROVEMENTS	PEDESTRIAN SAFETY IMPROVEMENT	FDOT	Biddability	8/25/2022
Local Initiatives Program					
4460921	OKEECHOBEE BLVD AT FOLSOM RD	ROUNDABOUT	PALM BEACH COUNTY	Kickoff Meeting	9/19/2022
Transportation Alternatives Program					
4460841	VARIOUS LOCATIONS ALONG HOLLY DRIVE	SIGNING/PAVEMENT MARKINGS	PALM BEACH GARDENS	Production	8/1/2022
4460771	SEMINOLE BLVD FROM OSWEGO AVE TO OKEECHOBEE BLVD	SIDEWALK	PALM BEACH COUNTY	LAP Commitment	9/2/2022
4460781	SE 1ST ST FROM BOYNTON BEACH BLVD TO WOOLBRIGHT RD	BIKE PATH/TRAIL	BOYNTON BEACH	LAP Commitment	9/2/2022
4400151	WEST PALM BEACH - NORTH SHORE PEDESTRIAN BRIDGE	PEDESTRIAN BRIDGE	FDOT	Constructability Plans	9/15/2022
4460801	OKEECHOBEE BLVD FROM A RD TO FOLSOM RD	BIKE PATH/TRAIL	PALM BEACH COUNTY	Kickoff Meeting	9/19/2022
Other FDOT & Local Projects					
4378781	MILITARY TRAIL/SR 809 AT FOREST HILL BLVD	INTERSECTION IMPROVEMENT	FDOT	Construction Notice to Proceed (NTP)	7/6/2022
4456231	I-95 FROM SOUTH OF PALM BEACH LAKES BLVD TO NORTH OF 45TH ST	LIGHTING	FDOT	Production	8/1/2022
4475511	I-95 FROM 12TH AVE S TO 10TH AVE N	LIGHTING	FDOT	Initial Field Review	8/4/2022
4475491	FOREST HILL BLVD/SR-882 FROM OLIVE TREE BLVD TO JOG RD	LIGHTING	FDOT	Initial Field Review	8/5/2022
4331093	I-95 FROM BROWARD COUNTY LINE TO LINTON BLVD - EXPRESS LANES	LANDSCAPING	FDOT	Biddability	8/18/2022
4475451	OKEECHOBEE BLVD/SR-704 FROM EAST OF MILITARY TRL TO I-95	LIGHTING	FDOT	Initial Field Review	8/22/2022
4475531	US-1/DIXIE HWY FROM NORTH OF LUCERNE AVE TO WPB CANAL	LIGHTING	FDOT	Initial Field Review	8/22/2022

FM #	Location	Type of Work	Lead Agency	Phase Milestone	Date
4458821	SR-7/US-441 AT LAKE WORTH RD	INTERSECTION IMPROVEMENT	FDOT	Initial Engineering	8/23/2022
4492551	I-95 AT DONALD ROSS RD	LANDSCAPING	FDOT	Agency Scope Review	9/14/2022
4492791	OKEECHOBEE BLVD/SR-704 FROM RIVERWALK BLVD TO N JOG ROAD	LIGHTING	FDOT	Execution Date (Design)	9/16/2022
4492801	I-95 AT PGA BLVD/SR-786 NB TO WB OFF-RAMP	SKID HAZARD OVERLAY	FDOT	Kickoff Meeting	9/21/2022
Major Maintenance					
4414661	SPANISH RIVER BLVD/SR-800 OVER ICWW	BRIDGE-REPAIR/REHABILITATION	FDOT	Biddability	7/1/2022
4484151	US-1/SR-5 FROM BELVEDERE RD TO SR-704/LAKEVIEW AVE	RESURFACING	FDOT	Agency Scope Review	7/6/2022
4460991	US-1 FROM N QUADRILLE BLVD TO PALM BEACH LAKES BLVD	RESURFACING	FDOT	Biddability	7/7/2022
4461031	MILITARY TRAIL FROM SOUTH OF DEVONS RD TO NORTH OF FLAG DR	RESURFACING	FDOT	Biddability	7/7/2022
4463741	SR-700/CONNERS HWY FROM NORTH OF 1ST ST TO WEST OF SR-80	RESURFACING	FDOT	Public Information Workshop	8/4/2022
4484361	LAKE WORTH RD/SR-802 FROM W OF CYPRESS EDGE DR TO W OF CYPRESS ISLES WAY	RESURFACING	FDOT	Execution Date (Design)	8/5/2022
4484371	BOYNTON BCH BLVD/SR-804 FROM ORCHID GROVE TRAIL TO W OF PALM ISLES DR	RESURFACING	FDOT	Execution Date (Design)	8/5/2022
4484151	US-1/SR-5 FROM BELVEDERE RD TO SR-704/LAKEVIEW AVE	RESURFACING	FDOT	Execution Date (Design)	8/5/2022
4476571	YAMATO RD/SR-794 FROM WEST OF I-95 TO US-1/FEDERAL HWY	RESURFACING	FDOT	Initial Engineering	8/8/2022
4461001	SR-80 FROM SR-25/US-27 TO EAST OF GLADES GLEN DR	RESURFACING	FDOT	Public Information Workshop	8/9/2022
4398451	SR-715 FROM SR-80 TO W OF CANAL ST SOUTH	RESURFACING	FDOT	Public Information Workshop	8/11/2022
4463741	SR-700/CONNERS HWY FROM NORTH OF 1ST ST TO WEST OF SR-80	RESURFACING	FDOT	PSE Meeting	8/11/2022
4476611	A1A FROM SE 31ST TO SOUTH OF GRAND BAY CT	RESURFACING	FDOT	Initial Engineering	8/12/2022
4476691	E OCEAN AVE/SR-804 FROM SR-5/US-1 TO A1A	RESURFACING	FDOT	Initial Field Review	8/15/2022
4461001	SR-80 FROM SR-25/US-27 TO EAST OF GLADES GLEN DR	RESURFACING	FDOT	PSE Meeting	8/16/2022
4476631	A1A FROM SOUTH OF LAKE AVE TO N OF IBIS WAY	RESURFACING	FDOT	Initial Engineering	8/16/2022
4461021	SR-15 FROM N OF 1ST ST TO PALM BEACH/MARTIN COUNTY LINE	RESURFACING	FDOT	Public Information Workshop	8/18/2022
4398451	SR-715 FROM SR-80 TO W OF CANAL ST SOUTH	RESURFACING	FDOT	PSE Meeting	8/18/2022
4461051	STATE MARKET RD FROM SR-15 TO US-441/E MAIN ST	RESURFACING	FDOT	Constructability Plans	8/24/2022
4461761	A1A FROM S OF JOHN D MACARTHUR ENTRANCE TO PORTAGE LANDING NORTH	RESURFACING	FDOT	Constructability Plans	8/24/2022
4461021	SR-15 FROM N OF 1ST ST TO PALM BEACH/MARTIN COUNTY LINE	RESURFACING	FDOT	PSE Meeting	8/25/2022
4461001	SR-80 FROM SR-25/US-27 TO EAST OF GLADES GLEN DR	RESURFACING	FDOT	Biddability	8/25/2022
4398451	SR-715 FROM SR-80 TO W OF CANAL ST SOUTH	RESURFACING	FDOT	Biddability	8/29/2022
4460971	BEE LINE HWY/SR-710 FROM E OF PRATT & WHITNEY TO E OF RAILROAD TRACKS	RESURFACING	FDOT	Letting	9/2/2022
4484351	SR-811 FROM SOUTH OF RCA BLVD TO NORTH OF DONALD ROSS RD	RESURFACING	FDOT	Execution Date (Design)	9/2/2022
4463741	SR-700/CONNERS HWY FROM NORTH OF 1ST ST TO WEST OF SR-80	RESURFACING	FDOT	Biddability	9/6/2022

FM #	Location	Type of Work	Lead Agency	Phase Milestone	Date
4457691	A1A / BLUE HERON BLVD OVER INTRACOASTAL WATERWAY	BRIDGE-REPAIR/REHABILITATION	FDOT	Production	9/6/2022
4461021	SR-15 FROM N OF 1ST ST TO PALM BEACH/MARTIN COUNTY LINE	RESURFACING	FDOT	Biddability	9/20/2022
4476621	A1A FROM LINTON BLVD TO E ATLANTIC AVE	RESURFACING	FDOT	Initial Engineering	9/26/2022

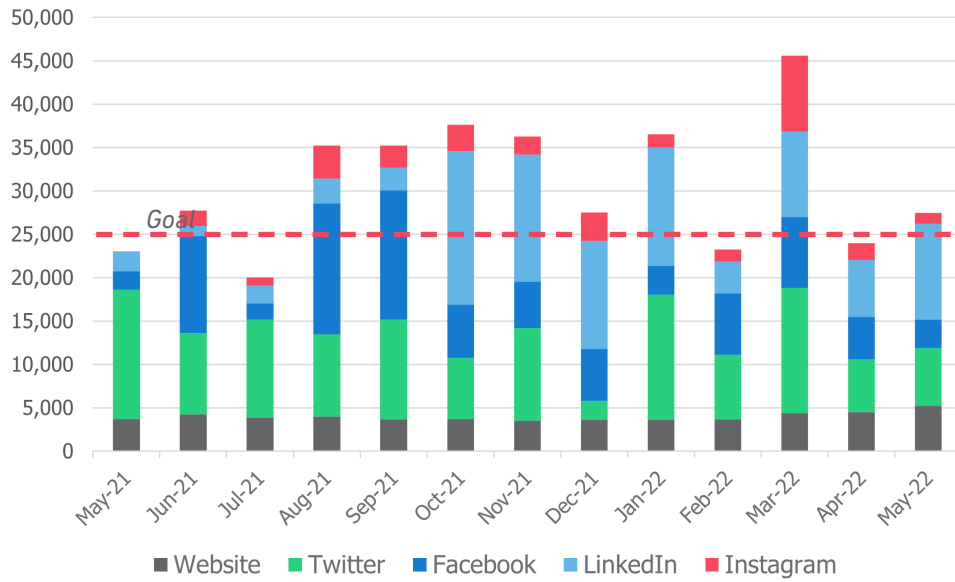
Public Involvement Activity Report

4.C

May 2022

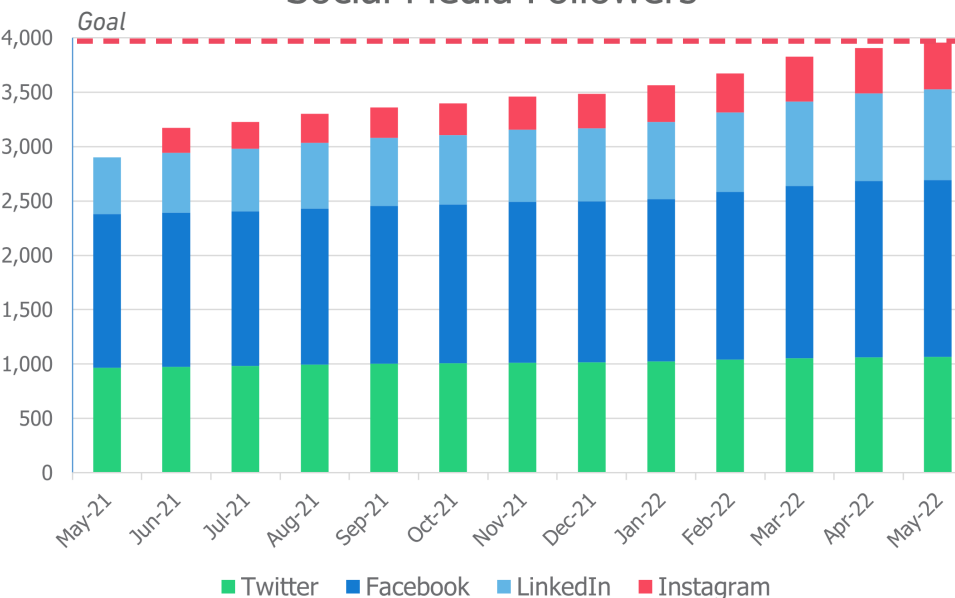
FY 22 Strategic Plan Goal 1.B Expand Social Media Following

Social Media Impressions



FY 22 Strategic Plan Goal 1.B Expand Social Media Following

Social Media Followers



FY 22 Strategic Plan Goal 1.D: Increase public awareness of the TPA Goal: 40 TPA-related media stories Current: 41 TPA-related media stories

Total May Media Coverage



Total National TV Audience
179,812

Total National TV Publicity
USD \$52,289



Total Online + Print Audience
2,857,774

Total Online + Print Publicity
USD \$8,957



Total Local TV Audience
179,812

Total Local TV Publicity
USD \$52,289



Total Radio Audience
25,318

Audience: Represents the number of people who likely viewed a story.

Publicity Value: Represents the cost to advertise during that specific time, program and/or platform multiplied by the number of people who viewed the story.

[View this month's media report](#)

WPTV: Okeechobee Blvd. & SR 7 Multimodal Corridor Study Recommended Alternative



Pedestrian and Bicycle Quarterly Fatal Crash Analysis

January –March 2022

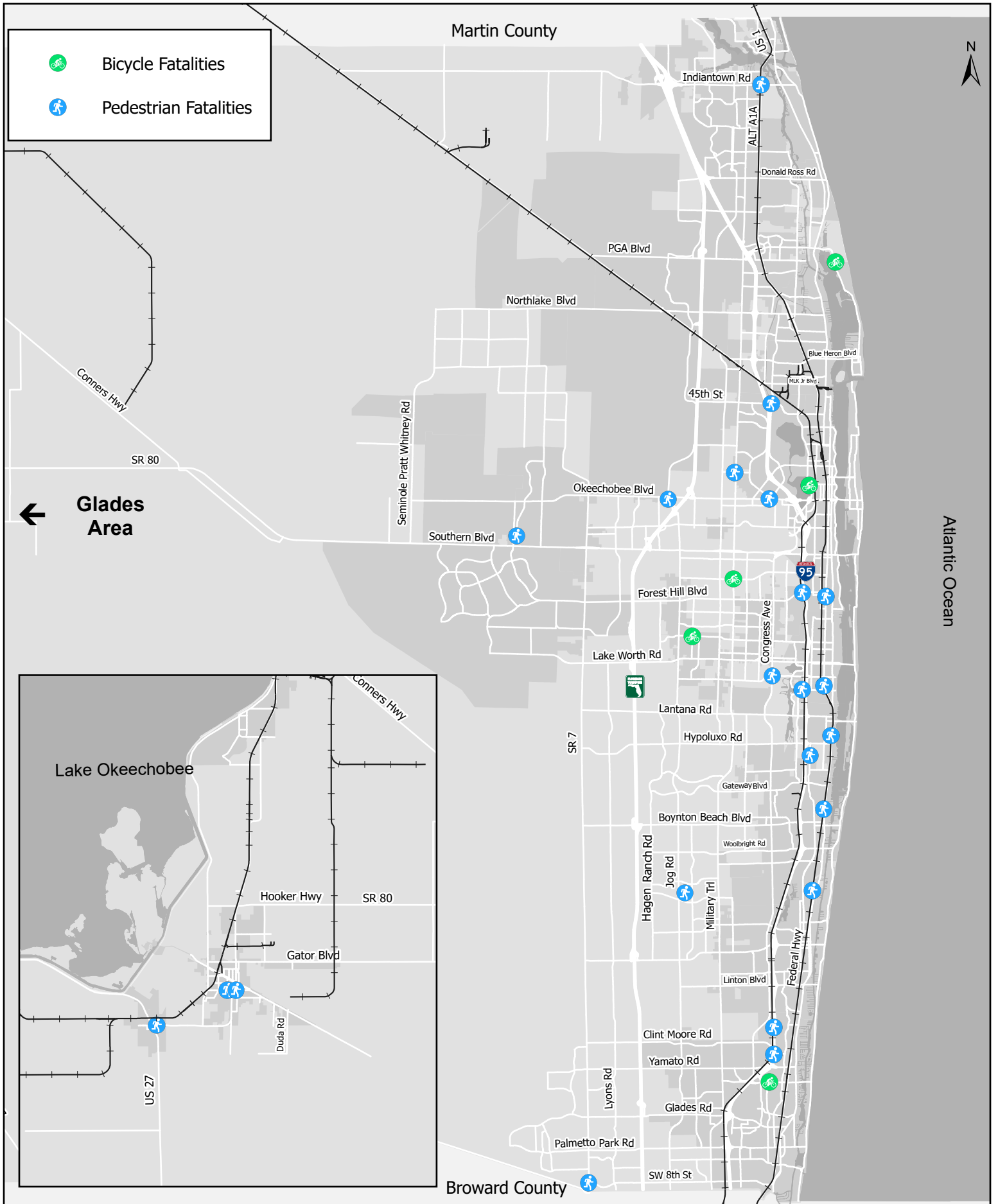
The general information, individual information and crash diagram were taken from crash reports downloaded from the Signal Four Analytics – University of Florida GeoPlan Center website and the Federal Railroad Administration Office of Safety Analysis data portal and reformatted for this analysis. The crash summary and potential actions were compiled by TPA staff and consultants.

Some key tips for understanding the summaries are included below:

- **Posted Speed:** Data for Posted Speed (Major Road) is always included; data for Posted Speed (Minor Road) is only included when the crash takes place at an intersection.
- **Harmful Event:** Identifies the first injury-producing event that characterizes the traffic crash type.
- **Person:** “V” stands for Vehicle; “P” stands for Person; “NM” stands for Non-Motorist. Either “P” or “NM” may be used to reference a pedestrian or bicyclist.
- **Contributing Action:** Identifies the actions/circumstances of the driver or non-motorist that may have contributed to the crash.
- **Vision:** Identifies whether or not the driver’s vision was obstructed by environmental, roadway or built environment conditions.
- **Alcohol/Drugs:** Identifies suspected drug or alcohol use.
- **Severity:** Identifies the severity of injuries sustained by persons involved in the traffic crash.
- **Potential Actions:** Identify possible engineering, enforcement or education actions that roadway owners or relevant stakeholders could explore as countermeasures. Resources to identify potential actions include, but are not limited to, the Highway Safety Manual, Crash Modification Factor Clearinghouse, Federal Highway Administration, U.S. Department of Transportation Highway Safety Improvement Program Manual, Florida Department of Transportation Design Manual, Manual on Uniform Traffic Control Devices, the Signal Timing Manual and the TPA’s Vision Zero Action Plan.

Please note that the crash summary and potential actions are preliminary and do not represent any formal conclusions, legal or otherwise. The potential actions are TPA recommendations to stakeholders.

Fatal Ped/Bike Crashes - Jan 1 to Mar 31, 2022

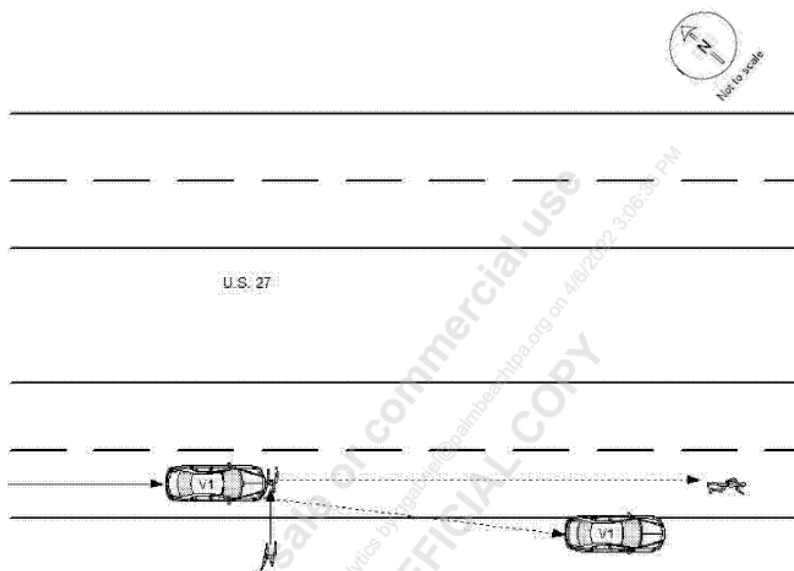


General Information

Crash Location	US-27/SR-80 (a State road) 3,800* feet east of Corkscrew Boulevard (a County road)					
Google Maps	https://goo.gl/maps/hxwexGwf69PvqQfu7			Municipality	Unincorporated	
Crash Date	Saturday, January 1, 2022	Time of Crash	2:00 p.m.	Posted Speed (Major)		65 MPH
Weather	Clear	Road Surface	Dry	Posted Speed (Minor)		-
Lighting	Daylight	Harmful Event	Collision with pedestrian			

Individual Information

Person	Contributing Action	Sex/Age	Vision	Distracted	Drugs	Alcohol	Severity
V1 Driver	No contributing action	M/60	Not Obscured	No	No	No	None
P1 Pedestrian	Darted/Dashed	F/57	-	-	No	No	Fatal

Crash Diagram

Crash Summary

Vehicle 1 (V1) was traveling eastbound/southbound along US-27 in the travel lane adjacent to the right shoulder. Pedestrian 1 (P1) was on a private driveway running northbound toward the road. P1 darted onto the roadway and was struck by V1. P1 was transported to St. Mary's Medical Center where they later succumbed to the injuries sustained in the crash.

* 3,800 feet may be an estimate as the location would be west of the coordinates noted in the report.

Potential Actions

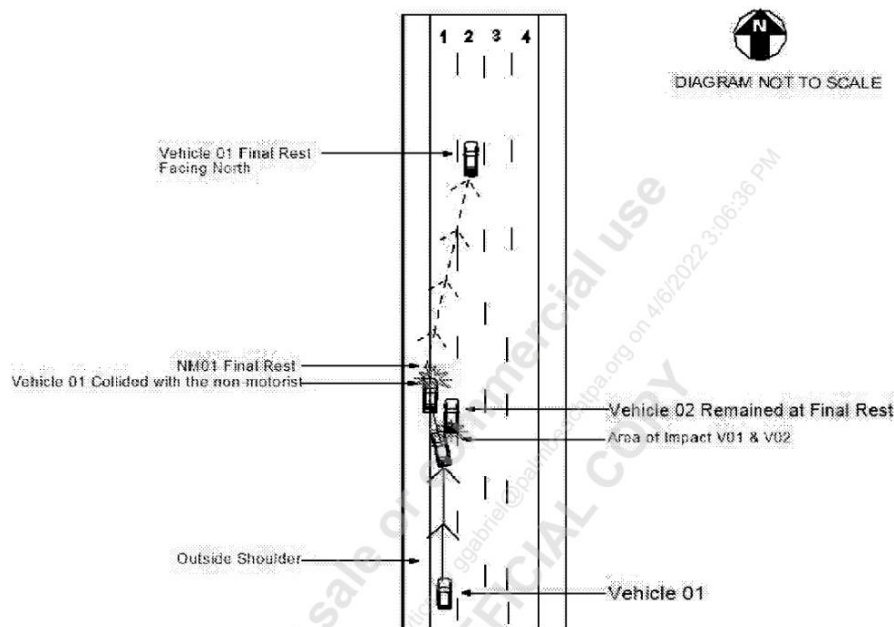
No potential actions are recommended at this time.

General Information

Crash Location	I-95/SR-9 (a State road) northbound 1,500 feet south of Congress Avenue exit (a County road)					
Google Maps	https://goo.gl/maps/5hv3TVQZFUM2WJGi8			Municipality	Boca Raton	
Crash Date	Sunday, January 2, 2022	Time of Crash	12:53 a.m.	Posted Speed (Major)	65 MPH	
Weather	Clear	Road Surface	Dry	Posted Speed (Minor)	-	
Lighting	Dark-Not Lighted	Harmful Event	Collision with pedestrian			

Individual Information

Person	Contributing Action	Sex/Age	Vision	Distracted	Drugs	Alcohol	Severity
V1 Driver	No contributing action	M/34	Not Obscured	No	No	No	None
NM1 Non-Motorist	No contributing action**	F/23	-	-	No	No	Fatal

Crash Diagram

Crash Summary

Vehicle 1 (V1) was traveling northbound on I-95 in the travel lane adjacent to the left shoulder. Non-Motorist 1 (NM1) was standing on the left shoulder downstream, with their vehicle (V2) stopped in the same lane due to a previous traffic crash. The driver of V1 swerved onto the left shoulder to avoid V2. This resulted in V1 colliding with NM1. NM1 was transported to Delray Medical Center where they were pronounced deceased.

* Roadway Information within the police report is misleading.

** The report notes that the NM1 was wearing dark clothing.

Potential Actions

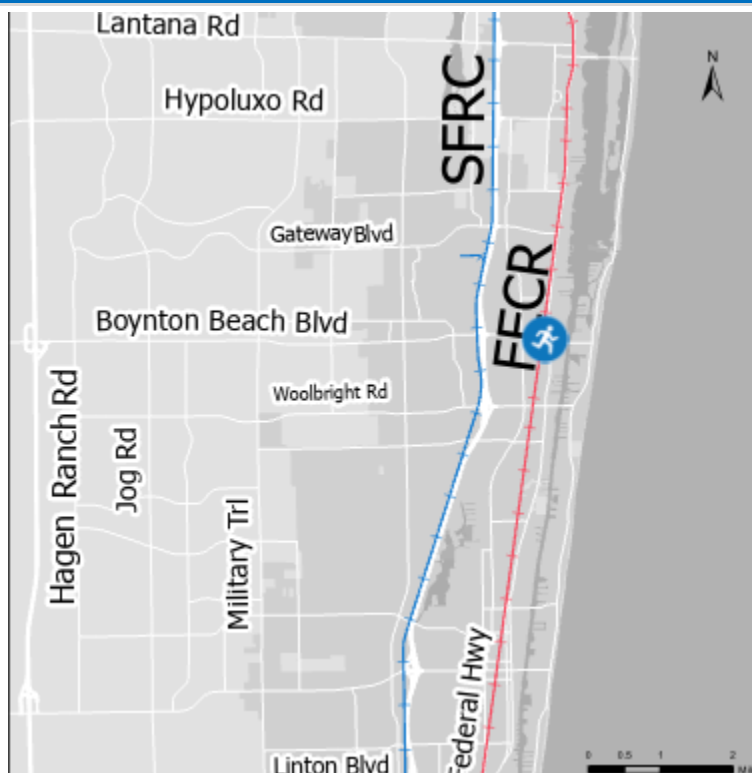
1. FDOT to evaluate improving lighting conditions and make improvements if appropriate.
2. Consistent with TPA Vision Zero Action Plan Cultural Action 3.3, Palm Beach TPA to collaborate with FDOT and other partner agencies to implement a Vision Zero media and public education campaign, including the best practices to prevent secondary accidents and recommendations about traffic accident management best-practices. Such interagency efforts could build upon existing campaigns such as FDOT's January Move Over, Florida!
3. FDOT to evaluate displaying safety reminders for drivers to stay in the vehicle, if possible, until help arrives on Dynamic Message Signs (DMS).

General Information

Crash Location	FEC Railroad near NE 10 th Avenue (a City road)					
Google Maps	https://goo.gl/maps/h55TqtbwzZKddznL8			Municipality	Boynton Beach	
Crash Date	Tuesday, January 4, 2022	Time of Crash	7:48 a.m.	Posted Speed (Major)	-	
Weather	-	Road Surface	-	Posted Speed (Minor)	-	
Lighting	-	Harmful Event	Struck by on-track equipment (Brightline Train – moving)			

Individual Information

Person	Contributing Action	Sex/Age	Vision	Distracted	Drugs	Alcohol	Severity
P1 Pedestrian	Trespassing	-/33	-	-	-	-	Fatal

Crash Diagram

Crash Summary

A pedestrian (P1) trespassed the FEC railroad right-of-way near NE 10th Avenue and ran across the tracks from west to east. The pedestrian was hit by a Brightline train resulting in a fatality. The report lacks further narrative details.

Potential Actions


1. Palm Beach TPA to work with Brightline, FEC, and the City of Boynton Beach to evaluate pedestrian safety treatments for the study location including signage to promote mental health services and helpline, physical barriers, and anti-trespassing guard panels.
2. Brightline and FEC to explore technology to help identify trespassers and inform train operators of trespassing events.

General Information

Crash Location	South crosswalk of the intersection of 10 th Avenue N and Sherwood Forest Boulevard (both County roads)					
Google Maps	https://goo.gl/maps/atfCcFBSckYmwgBb7			Municipality	Greenacres	
Crash Date	Monday, January 10, 2022	Time of Crash	12:12 p.m.	Posted Speed (Major)		40 MPH*
Weather	Clear	Road Surface	Dry	Posted Speed (Minor)		40 MPH
Lighting	Daylight	Harmful Event	Collision with bicyclist			

Individual Information

Person	Contributing Action	Sex/Age	Vision	Distracted	Drugs	Alcohol	Severity
V1 Driver	No contributing action	M/58	Not Obscured	No	No	No	None
B1 Bicyclist**	Failure to yield right-of-way	M/53	-	-	Unknown	Unknown	Fatal

Crash Diagram

Crash Summary

Bicyclist 1 (B1) was traveling eastbound on the crosswalk, crossing the south leg of the intersection. Vehicle 1 (V1) was traveling westbound on 10th Avenue North, making a left turn to go south on Sherwood Forest Boulevard. B1 failed to stop on the DON'T WALK/UPRAISED HAND pedestrian signal as he entered the crosswalk. V1 struck B1 and B1 was transported to Delray Medical Center, where they later succumbed to the injuries sustained in the crash.

* 10th Avenue N has posted speed limit of 40 MPH, not 45 MPH as noted in the crash report.

** B1 is referred to as P1 in Police Report narrative.

Potential Actions


1. Consistent with TPA Vision Zero Action Plan Policy Action 3.3, Palm Beach TPA to collaborate with Palm Beach County to implement a Vision Zero media and public education campaign including recommendations for pedestrians and cyclists to cross the street safely.
2. Palm Beach County to examine the installation of high emphasis crosswalks for the remaining legs of the intersection.
3. Palm Beach County to work with County Traffic Engineering Division to further improve safety conditions at the subject intersection by implementing leading pedestrian interval (LPI) signal phasing, reducing cycle lengths, or implementing exclusive pedestrian phases during peak periods.
4. Palm Beach County to work with County Traffic Engineering Division to Install retroreflective backplates.

General Information

Crash Location	SR-80/Palm Beach Road/MLK Boulevard (a State road) 1,300 feet east of US-27 (a State road)					
Google Maps	https://goo.gl/maps/j4TxVYx7tgc19BFC7			Municipality	South Bay	
Crash Date	Monday, January 17, 2022	Time of Crash	3:57 a.m.	Posted Speed (Major)	35 MPH	
Weather	Clear	Road Surface	Wet	Posted Speed (Minor)	-	
Lighting	Dark-Not Lighted	Harmful Event	Collision with pedestrian			

Individual Information

Person	Contributing Action	Sex/Age	Vision	Distracted	Drugs	Alcohol	Severity
V1 Driver	No contributing action	F/27	Not Obscured	No	No	No	None
P1 Pedestrian	In roadway improperly	M/42	-	-	Unknown	Unknown	Fatal

Crash Diagram

Crash Summary

Vehicle 1 (V1) was traveling westbound on Palm Beach Road approaching the very dark* intersection of SW 2nd Avenue. Pedestrian 1 (P1) was traveling northbound crossing Palm Beach Road at an unsignalized intersection. V1 impacted P1 as P1 entered the travel lane. P1 was then impacted by an unknown number of vehicles. P1 died due to injuries sustained in the crash.

* The police report states that "the area near the intersection was not illuminated by any lighting and was very dark." and the pedestrian was wearing dark clothing.

Potential Actions

1. Consistent with TPA Vision Zero Action Plan Policy Action 1.3, Palm Beach TPA to work with partner agencies to identify a target speed for Palm Beach Road based on context classification, historical crash data, and multimodal demand.
2. Palm Beach TPA to work with FDOT to evaluate the inclusion of lighting in the Resurfacing project along SR-80 from SR-25/US-27 to east of Glades Glen Drive (FM # 446100.1, Design PM is Kenzot Jasmin).
3. Palm Beach TPA to work with partner agencies to examine existing bus stop locations and ridership to evaluate potential bus stop consolidation and midblock crossing installation.

General Information

Crash Location	Seacrest Boulevard (a County road) 250 feet north of Mentone Road* (a County road)					
Google Maps	https://goo.gl/maps/XaBSxwJQGmLpSBBC8			Municipality	Unincorporated	
Crash Date	Monday, January 24, 2022	Time of Crash	6:13 a.m.	Posted Speed (Major)		40 MPH
Weather	Clear	Road Surface	Dry	Posted Speed (Minor)		-
Lighting	Dark-Lighted	Harmful Event	Collision with pedestrian			

Individual Information

Person	Contributing Action	Sex/Age	Vision	Distracted	Drugs	Alcohol	Severity
V1 Driver	No contributing action	M/74	Not Obscured	No	No	No	None
P1 Pedestrian	No improper action	M/39	-	-	No	No	Fatal

Crash Diagram

Crash Summary

Vehicle 1 (V1) was traveling northbound along Seacrest Boulevard. For an unknown reason, Pedestrian 1 (P1) was within the path of V1. The front of V1 struck P1. P1 was transported to Delray Medical Center where they were later pronounced deceased.

* Police report incorrectly states "Seacrest Blvd 259 ft North of N Seacrest Boulevard".

Potential Actions

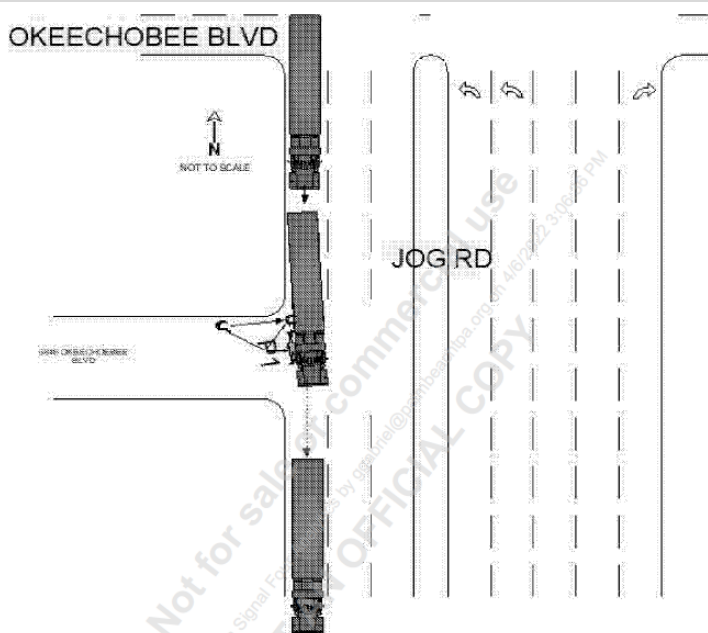
1. Consistent with TPA Vision Zero Action Plan Culture Action 3.3, Palm Beach TPA to partner with local police department to provide motorists and pedestrians with education and awareness about rules of the road and distracted driving.
2. Palm Beach TPA to work with partner agencies to examine existing bus stop locations and ridership to evaluate potential bus stop consolidation and midblock crossing installation.
3. Palm Beach County to consider performing a pedestrian study to identify if a crosswalk to Palm Beach Memorial is justified per County PPM.

General Information

Crash Location	Jog Road (a County road) 325 feet south of SR-704/Okeechobee Boulevard (a State road)					
Google Maps	https://goo.gl/maps/dYi7pBTFmNUSuTCK9			Municipality	Unincorporated	
Crash Date	Wednesday, January 26, 2022	Time of Crash	6:09 a.m.	Posted Speed (Major)		45 MPH
Weather	Clear	Road Surface	Wet	Posted Speed (Minor)		-
Lighting	Dawn	Harmful Event	Collision with pedestrian			

Individual Information

Person	Contributing Action	Sex/Age	Vision	Distracted	Drugs	Alcohol	Severity
V1 Driver	No contributing action	M/48	Not Obscured	No	No	No	None
P1 Pedestrian	Failure to yield right-of-way	M/55	-	-	Unknown	Unknown	Fatal

Crash Diagram

Crash Summary

Vehicle 1 (V1) was a truck with a 52-ft trailer, traveling southbound along Jog Road. Pedestrian 1 (P1) was traveling eastbound exiting the CVS parking lot, pushing a shopping cart. P1 walked into the path of V1. V1 was unable to avoid. P1 was impacted by V1 and was pronounced dead on the scene. P1 was noted to be experiencing homelessness.

Potential Actions

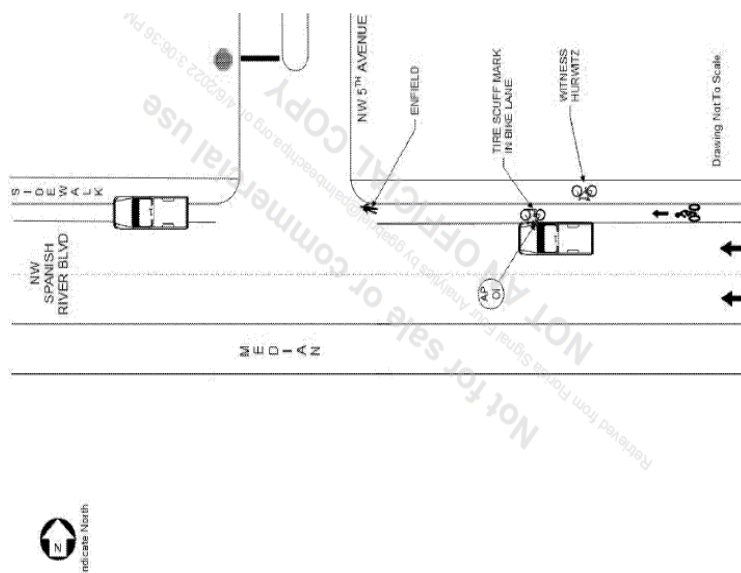
1. Consistent with TPA Vision Zero Action Plan Policy Action 1.3, Palm Beach TPA to work with partner agencies to identify a target speed for Jog Road based on context classification, historical crash data, and multimodal demand.
2. Consistent with Vision Zero Action Plan Culture Action 3.3, Palm Beach TPA to partner with local homeless shelters to provide safety measures, which may include bright clothing and pedestrian safety information.

General Information

Crash Location	Spanish River Boulevard (a City road) 50 feet east of NW 5 th Avenue (a City road)					
Google Maps	https://goo.gl/maps/CGKbPZsXtpnBjkze6			Municipality	Boca Raton	
Crash Date	Friday, February 11, 2022	Time of Crash	12:25 p.m.	Posted Speed (Major)		35 MPH
Weather	Clear	Road Surface	Dry	Posted Speed (Minor)		-
Lighting	Daylight	Harmful Event	Collision with bicyclist			

Individual Information

Person	Contributing Action	Sex/Age	Vision	Distracted	Drugs	Alcohol	Severity
V1 Driver	Operating motor vehicle in careless/negligent manner	M/49	Not Obscured	No	No	No	None
B1 Bicyclist	No improper action	F/68*	-	-	No	No	Fatal

Crash Diagram

Crash Summary

Vehicle 1 (V1), a large pickup truck, was traveling westbound on Spanish River Boulevard in the outside lane. Bicyclist 1 (B1) was traveling on the westbound designated bicycle lane** of Spanish River Boulevard, ahead of V1. V1 driver claimed that there was a second vehicle on the inside travel lane which prevented them from merging to the inside lane, and that B1 was riding over the white line which separated the bicycle lane from the outside travel lane. As V1 approached, its right passenger mirror struck B1 from behind. B1 was pronounced deceased on scene.

* Local news (Palm Beach Post) article confirms B1 was 68 years old.

Potential Actions

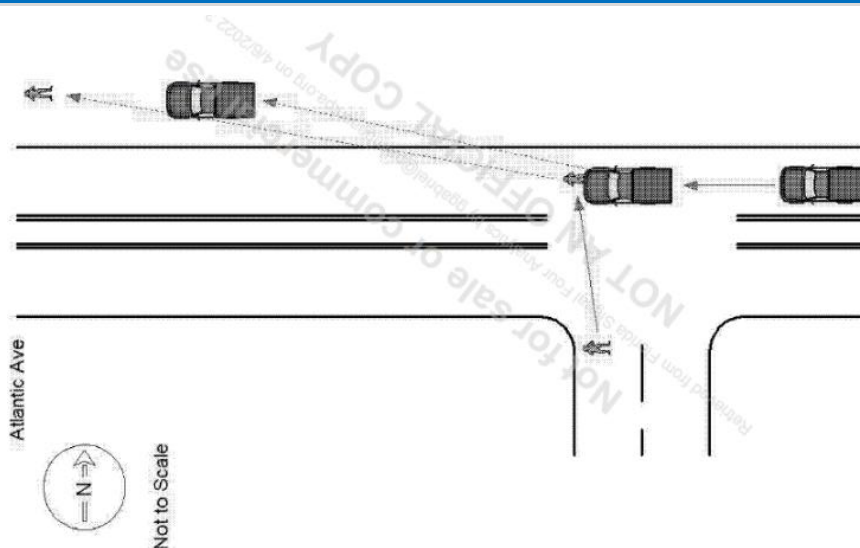
1. City of Boca Raton to consider evaluating the existing lane pavement marking conditions in the designated bicycle lane and upgrade based on their evaluation. In addition, it is recommended to consider corridor improvements for a wider designated bicycle lane along Spanish River Boulevard.
2. Consistent with TPA Vision Zero Action Plan Culture Action 3.3, Palm Beach TPA to partner with local police department to host a safety awareness workshop at Florida Atlantic University, given the proximity to the University.

General Information

Crash Location	SR-806/Atlantic Avenue (a State road) 1,800 feet east of SR-7/US-441 (a State Road)					
Google Maps	https://goo.gl/maps/Vu747g3EGPaEBLLk6			Municipality	Delray Beach	
Crash Date	Saturday, February 12, 2022	Time of Crash	6:57 p.m.	Posted Speed (Major)		45 MPH
Weather	Clear	Road Surface	Dry	Posted Speed (Minor)		-
Lighting	Dark-Not Lighted	Harmful Event	Collision with pedestrian			

Individual Information

Person	Contributing Action	Sex/Age	Vision	Distracted	Drugs	Alcohol	Severity
V1 Driver	No contributing action	M/30	Not Obscured	No	No	No	None
P1 Pedestrian	Dart/Dash	F/29	-	-	No	No	Fatal
P2 Pedestrian	Dart/Dash	F/1			No	No	Possible Injury*

Crash Diagram

Crash Summary

Vehicle 1 (V1) was traveling westbound along SR-806/Atlantic Avenue in the 9700 Block. Pedestrian 1 (P1) was traveling northbound, pushing Pedestrian 2 (P2) in a child cart. P1 darted onto the road while pushing P2, entering the path of V1. The front of V1 struck P1, knocking them onto the roadway. The child cart carrying P2 slid westbound and overturned on its side. P1 was pronounced deceased on scene. P2 was transported to Delray Medical Center due to injuries sustained in the collision.

* Police Report has inconsistent information about P2's injury status.

Potential Actions

1. Palm Beach TPA to work with partner agencies to evaluate corridor pedestrian safety improvements along SR-860/Atlantic Avenue including sidewalk infills, corridor lighting, and pedestrian crossings.
2. FDOT to evaluate the installation of physical medians with landscaping to deter pedestrian midblock crossing.

General Information

Crash Location	SR-809/Military Trail (a State road) 50 feet north of Summit Boulevard (a County road)					
Google Maps	https://goo.gl/maps/pZUDponDbnRehfag8			Municipality	Unincorporated	
Crash Date	Sunday, February 13, 2022	Time of Crash	5:07 a.m.	Posted Speed (Major)		40 MPH
Weather	Clear	Road Surface	Dry	Posted Speed (Minor)		-
Lighting	Dark-Lighted	Harmful Event	Collision with bicyclist			

Individual Information

Person	Contributing Action	Sex/Age	Vision	Distracted	Drugs	Alcohol	Severity
V1 Driver	No contributing action	M/25	Not Obscured	No	Unknown	Yes*	None
B1 Bicyclist**	In roadway improperly	M/15	-	-	Unknown	Unknown	Fatal

Crash Diagram

Crash Summary

Vehicle 1 (V1) was traveling northbound on SR-809/Military Trail crossing the intersection of Summit Boulevard on the travel lane adjacent to the right shoulder. Bicyclist 1 (B1) was riding downstream on the same travel lane with dark clothing and no bicycle lights. V1 struck B1 from behind and dragged them several feet where they came to final rest. B1 was transported to Saint Mary's Medical Center where they were pronounced deceased.

*Crash report was updated with an alcohol test result of 0.137 (0.08 is the legal limit in FL)

**B1 Bicyclist is referred to as P1 in Police Report.

Potential Actions

1. Consistent with TPA Vision Zero Action Plan Culture Action 3.4, Palm Beach TPA to include local school board as a part of the annual Vision Zero workshop.
2. Palm Beach TPA to work with partner agencies to spread awareness on proper bicycle attire and bicycle safety equipment.

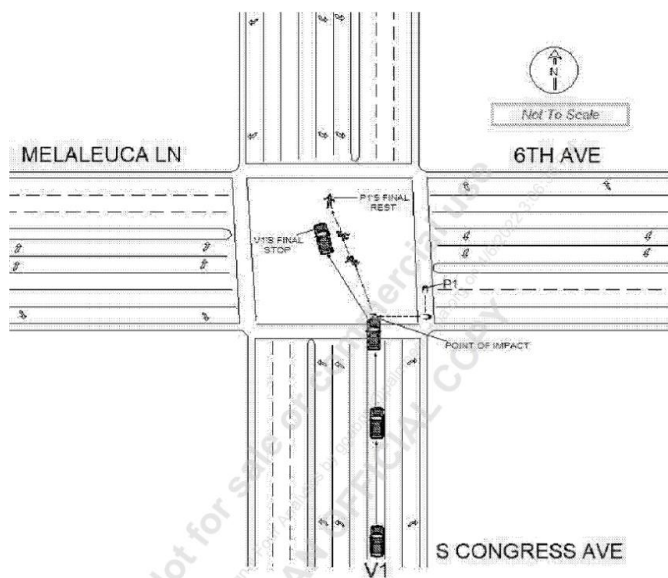
1 General Information

Crash Location	Intersection of Congress Avenue (a County road) and 6 th Avenue S (a County road)					
Google Maps	https://goo.gl/maps/PbgJKr9beesC4MyHA			Municipality	Unincorporated	
Crash Date	Saturday, February 19, 2022	Time of Crash	7:11 a.m.	Posted Speed (Major)		45 MPH
Weather	Clear	Road Surface	Dry	Posted Speed (Minor)		-
Lighting	Dawn	Harmful Event	Collision with pedestrian			

Individual Information

Person	Contributing Action	Sex/Age	Vision	Distracted	Drugs	Alcohol	Severity
V1 Driver	No contributing action	M/38	Not Obscured	No	No	Test Pending	Possible
P1 Pedestrian	Failure to Obey Traffic Signs	M/38*	-	-	No	No	Fatal

Crash Diagram



Crash Summary

Vehicle 1 (V1) was traveling northbound in the middle through lane approaching the intersection of Congress Avenue and 6th Avenue S. Pedestrian 1 (P1) was traveling southbound on the east leg crosswalk, crossing the eastbound departure lanes. P1 suddenly began to travel westbound, outside of the crosswalk, during the DON'T WALK/UPRAISED HAND pedestrian signal and the northbound green through signal indications. P1 entered the path of V1, who did not have time to stop. P1 was impacted by V1 and was pronounced deceased on the scene.

* The birth date and address were the same for the driver and pedestrian which is possibly a mistake.

Potential Actions

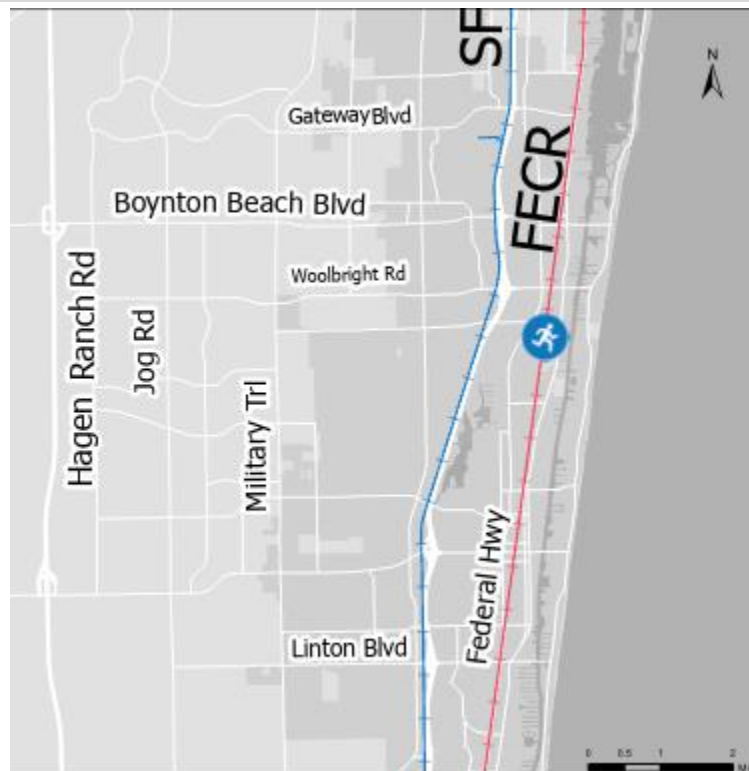
1. Palm Beach County to evaluate intersection improvements.
2. Palm Beach County to work with County Traffic Engineering Division to further improve safety conditions at the subject intersection by reducing cycle lengths, or implementing exclusive pedestrian phases during peak periods.
3. Consistent with TPA Vision Zero Action Plan Culture Action 3.3, TPA to partner with the police department to host a safety awareness workshop at Palm Beach State College, given the proximity to the College.

General Information

Crash Location	FEC Railroad, near Gulfstream Boulevard (a City road)					
Google Maps	https://goo.gl/maps/wKdAJkVerjQepudd7			Municipality	Delray Beach	
Crash Date	Saturday, February 19, 2022	Time of Crash	8:02 a.m.	Posted Speed (Major)	-	
Weather	-	Road Surface	-	Posted Speed (Minor)	-	
Lighting	-	Harmful Event	Struck by on-track equipment (Brightline train – moving)			

Individual Information

Person	Contributing Action	Sex/Age	Vision	Distracted	Drugs	Alcohol	Severity
P1 Pedestrian	Trespassing/Standing	-/34	-	-	-	-	Fatal

Crash Diagram

Crash Summary

A pedestrian (P1) trespassed the FEC railroad right-of-way near Gulfstream Boulevard and ran in front of a southbound Brightline train resulting in a fatality. The report lacks further narrative details.

Potential Actions

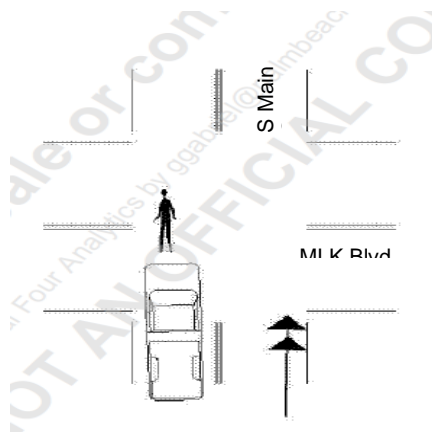
1. Palm Beach TPA to work with Brightline, FEC, and the City of Delray Beach to evaluate pedestrian safety treatments for the study location including signage to promote mental health services and helpline, physical barriers, and anti-trespassing guard panels.
2. Brightline and FEC to explore technology to help identify trespassers and inform train operators of trespassing events.

General Information

Crash Location	Intersection of SR-80/South Main Street (a State road) and Dr Martin Luther King Jr Boulevard W (a City/State* road)					
Google Maps	https://goo.gl/maps/u5ZB2VTyVrA3DLy68			Municipality	Belle Glade	
Crash Date	Friday, February 25, 2022	Time of Crash	6:53 p.m.	Posted Speed (Major)		35 MPH**
Weather	Clear	Road Surface	Dry	Posted Speed (Minor)		35 MPH
Lighting	Dark-Lighted	Harmful Event	Collision with pedestrian			

Individual Information

Person	Contributing Action	Sex/Age	Vision	Distracted	Drugs	Alcohol	Severity
V1 Driver	No contributing action	M/67	Not Obscured	No	No	No	None
P1 Pedestrian	In roadway improperly	M/79	-	-	No	No	Fatal

Crash Diagram

Crash Summary

Vehicle 1 (V1) was traveling northbound along South Main Street crossing Dr Martin Luther King Jr Boulevard W as the traffic light turned green for the north-south approach. Pedestrian 1 (P1) ran from east to west along Dr Martin Luther King Jr Boulevard W. It was noted that P1 was wearing dark clothing and was not visible. V1 struck P1. P1 was transported to Lakeside Medical Center where they succumbed to the injuries sustained in the crash.

* Dr Martin Luther King Jr Boulevard W is a City road west of Main Street and is a state road east of Main Street.

** Police report notes 45 MPH. However, 35 MPH speed limit was confirmed with TPA map and Google Maps.

Potential Actions


1. Palm Beach TPA to work with partner agencies to identify corridor-wide transportation safety improvements along Dr Martin Luther King Jr Boulevard. Improvements could include high emphasis crosswalks, lighting improvements, and confirm existing pedestrian signal timings are adequate for crossing.
2. Consistent with TPA Vision Zero Action Plan Culture Action 3.3, Palm Beach TPA to implement a Vision Zero media and public education campaign that includes transportation options for elderly drivers.
3. Palm Beach TPA to work with FDOT to evaluate and potentially improve pedestrian facilities, which may include the installations of audible pedestrian signal system (APS) and detectable warning surface pads at the intersection.
4. Palm Beach TPA to work with signal maintaining agencies to improve safety conditions at the subject intersection by implementing leading pedestrian interval (LPI) signal phasing, reducing cycle lengths, or implementing exclusive pedestrian phases during peak periods. This is especially applicable in areas where land use includes ped/bike generators.

General Information

Crash Location	Community Drive (a County road) 200 feet west of SR-809/N Military Trail (a State road)					
Google Maps	https://goo.gl/maps/XYuTzoFsSPgfPb257			Municipality	Unincorporated	
Crash Date	Sunday, February 27, 2022	Time of Crash	1: 57 p.m.	Posted Speed (Major)	35 MPH	
Weather	Clear	Road Surface	Dry	Posted Speed (Minor)	-	
Lighting	Daylight	Harmful Event	Collision with pedestrian			

Individual Information

Person	Contributing Action	Sex/Age	Vision	Distracted	Drugs	Alcohol	Severity
V1 Driver	No contributing action	F/75	Not Obscured	No	No	No	None
P1 Pedestrian	Dart/Dash	F/46	-	-	Unknown	Unknown	Fatal

Crash Diagram

Crash Summary

Vehicle 1 (V1) was traveling westbound along Community Drive in the outermost lane approximately 200 feet west of SR-809/N Military Trail. Pedestrian 1 (P1) entered the roadway to cross Community Drive from south to north and into the path of V1. V1 hit P1. P1 suffered fatal injuries and was pronounced deceased at the scene.

Potential Actions

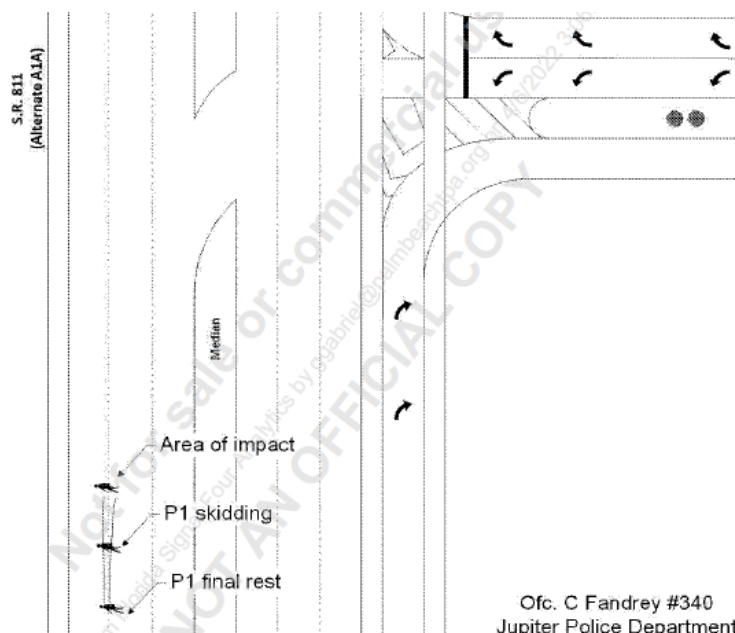
1. Consistent with TPA Vision Zero Action Plan Policy Action 1.3, Palm Beach TPA to work with partner agencies to identify a target speed for Community Drive based on context classification, historical crash data, and multimodal demand.
2. Palm Beach County to evaluate geometric and safety improvements for the Wells Fargo driveway at 4567 Community Drive including access control and signage and pavement markings along Community Drive.

General Information

Crash Location	SR-811/Alternate A1A (a State road) 1,300 feet south of SR-706/E Indiantown Road (a State road)					
Google Maps	https://goo.gl/maps/xa61BXYENJL2G1q8			Municipality	Jupiter	
Crash Date	Thursday, March 3, 2022	Time of Crash	3: 42 a.m.	Posted Speed (Major)	45 MPH	
Weather	Clear	Road Surface	Dry	Posted Speed (Minor)	-	
Lighting	Dark-Not Lighted	Harmful Event	Collision with pedestrian			

Individual Information

Person	Contributing Action	Sex/Age	Vision	Distracted	Drugs	Alcohol	Severity
V1 Driver	No contributing action	Unknown/ Unknown	Unknown	Unknown	Unknown	Unknown	Unknown
P1 Pedestrian	Unknown	Unknown/ Unknown	-	-	Unknown	Unknown	Fatal

Crash Diagram

Crash Summary

A possible hit and run crash involving Pedestrian 1 (P1) occurred on SR-811/Alternative A1A approximately 1,300 feet south of SR-706/E Indiantown Road. There is no street lighting in the influence area of the crash. P1 was declared deceased on the scene by Jupiter Police officers. Additional details are not available as this case is pending further investigation.

Potential Actions

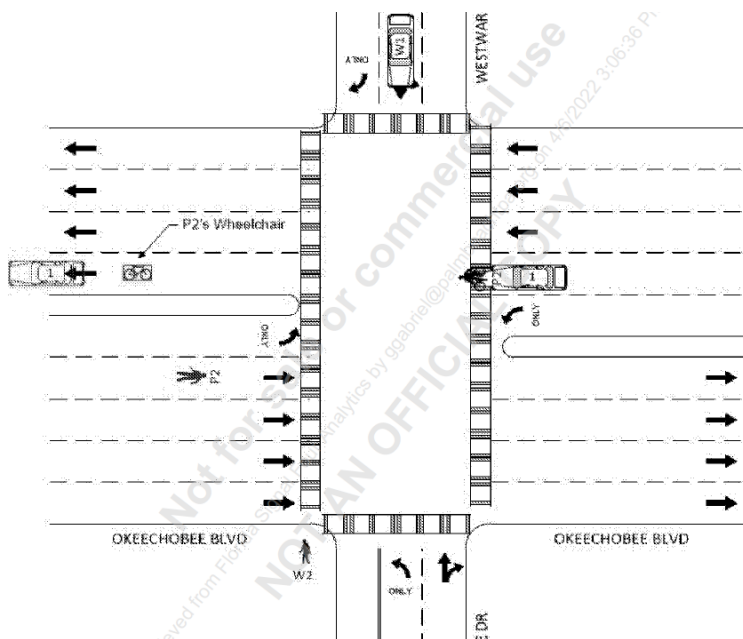
1. Consistent with TPA Vision Zero Action Plan Policy Action 1.3, Palm Beach TPA to work with partner agencies to identify a target speed for SR-811/Alternative A1A based on context classification, historical crash data, and multimodal demand.
2. FDOT to evaluate lighting conditions and make improvements if appropriate along SR-811/Alternative. Particularly along the east side of the roadway which has a sidewalk and different land uses.

General Information

Crash Location	SR-704/Okeechobee Boulevard (a State road) at Loxahatchee Drive (a County road)				
Google Maps	https://goo.gl/maps/CRbiPVgFYQwHpW5d9			Municipality	West Palm Beach
Crash Date	Thursday, March 3, 2022	Time of Crash	7: 35 a.m.	Posted Speed (Major)	45 MPH
Weather	Clear	Road Surface	Dry	Posted Speed (Minor)	30 MPH
Lighting	Daylight	Harmful Event	Collision with pedestrian		

Individual Information

Person	Contributing Action	Sex/Age	Vision	Distracted	Drugs	Alcohol	Severity
V1 Driver	No contributing action	M/26	Not Obscured	No	No	No	None
P1 Pedestrian	Failure to obey traffic signs, signals, or officer	-	-	-	No	No	Fatal

Crash Diagram

Crash Summary

Vehicle 1 (V1) was traveling westbound along SR-704/Okeechobee Boulevard in the innermost through lane approaching the intersection of Loxahatchee Drive. Pedestrian 1 (P1) was traveling southbound in a wheelchair in the crosswalk of the east leg of the intersection. A witness informed the officer that P1 was crossing SR-704/Okeechobee Boulevard during the "Don't Walk" indication (i.e., a solid red hand). V1 did not see P1 due to other vehicles obstructing their view and V1 struck P1. P1 was transported to the hospital and was later declared deceased. V1 initially fled the scene but later returned with family to the scene.

Potential Actions

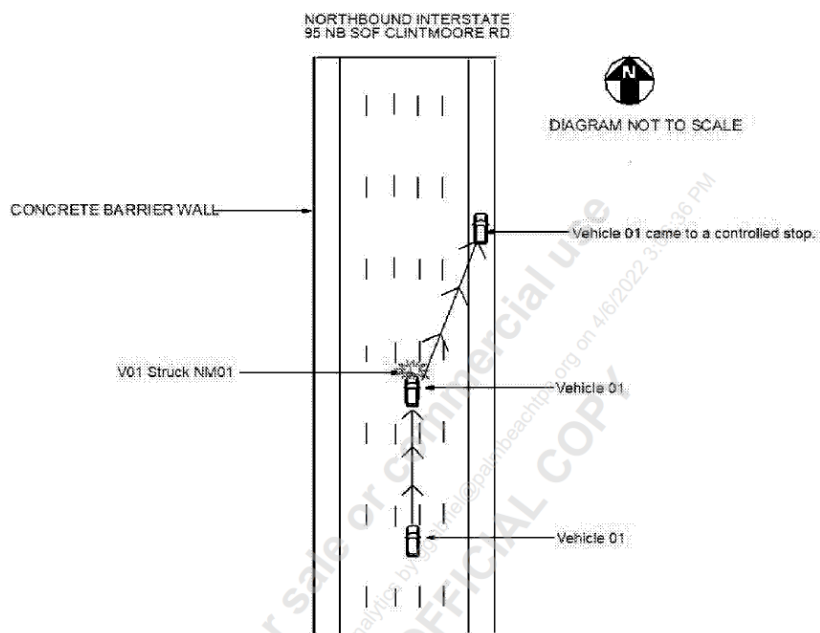
1. Consistent with TPA Vision Zero Action Plan Policy Action 1.3, Palm Beach TPA to work with partner agencies to identify a target speed for SR-704/Okeechobee Boulevard based on context classification, historical crash data, and multimodal demand.
2. Palm Beach TPA to work with FDOT and Palm Beach County to identify transportation safety improvements at the intersection of SR-704/Okeechobee Boulevard and Loxahatchee Drive including high emphasis crosswalks, retroreflective backplates for traffic signal, and accessible pedestrian signals (APS).

General Information

Crash Location	I-95 North (a State road) 500 feet south of Clint Moore Road (a State road)					
Google Maps	https://goo.gl/maps/2RuVpU66QJBaubFw8			Municipality	Boca Raton	
Crash Date	Thursday, March 3, 2022	Time of Crash	11: 37 p.m.	Posted Speed (Major)	65 MPH	
Weather	Clear	Road Surface	Dry	Posted Speed (Minor)	-	
Lighting	Dark-Lighted	Harmful Event	Collision with pedestrian			

Individual Information

Person	Contributing Action	Sex/Age	Vision	Distracted	Drugs	Alcohol	Severity
V1 Driver	No contributing action	M/59	Not Obscured	No	No	No	None
P1 Pedestrian	In Roadway Improperly	F/18	-	-	Unknown	Unknown	Fatal

Crash Diagram

Crash Summary

Vehicle 1 (V1) was traveling northbound along I-95 in the outside center lane, approaching the Clint Moore Road/Jeffrey Street overpass. For reasons still under investigation, a person separated from their vehicle at which time became a pedestrian (P1) and landed upon the outside northbound travel lane. V1 was not able to maneuver around P1 and struck P1. Scene evidence indicated P1 was struck by multiple vehicles. V1 stopped and remained at the crash scene. P1 was declared deceased at the scene.

Potential Actions

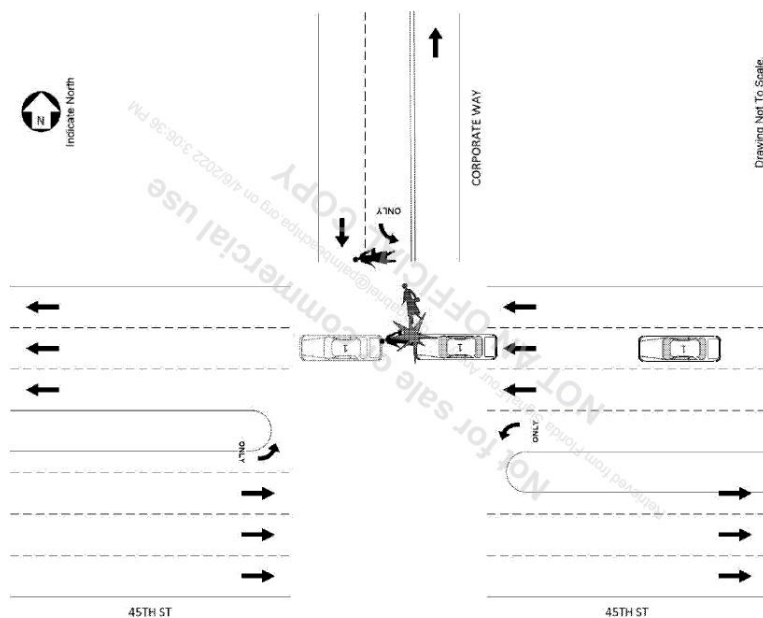
1. Palm Beach TPA to partner with Florida Highway Patrol for roadside assistance programs and education.
2. Palm Beach TPA and/or FDOT to explore TSM&O countermeasures related to Connected Vehicles and real-time notifications to motorists via Dynamic Message Signs (DMS).

General Information

Crash Location	45 th Street (a County road) at Corporate Way (a City road)				
Google Maps	https://goo.gl/maps/GjxVzPXRqnhYiUAQ9			Municipality	West Palm Beach
Crash Date	Friday, March 4, 2022	Time of Crash	11: 51 p.m.	Posted Speed (Major)	40 MPH
Weather	Clear	Road Surface	Dry	Posted Speed (Minor)	25 MPH
Lighting	Dark-Not Lighted*	Harmful Event	Collision with pedestrian		

Individual Information

Person	Contributing Action	Sex/Age	Vision	Distracted	Drugs	Alcohol	Severity
V1 Driver	No contributing action	F/53	Not Obscured	No	No	No	None
P1 Pedestrian	Dart/Dash	-	-	-	No	No	Fatal

Crash Diagram

Crash Summary

Vehicle 1 (V1) was traveling westbound along 45th Street in the middle travel lane approaching Corporate Way. Pedestrian 1 (P1) was standing in the middle of the crosswalk of the north leg of the intersection and proceeded to cross 45th Street from north to south entering the intersection. V1 had a green traffic control light and the right of way, continued driving westbound, and did not see P1 in the middle of the roadway. V1 struck P1 and P1 was pronounced deceased at the hospital.

**Although from Google Street View it appears the intersection is equipped with street lighting; the police report indicates the crash occurred during dark-not lighted conditions.*

Potential Actions

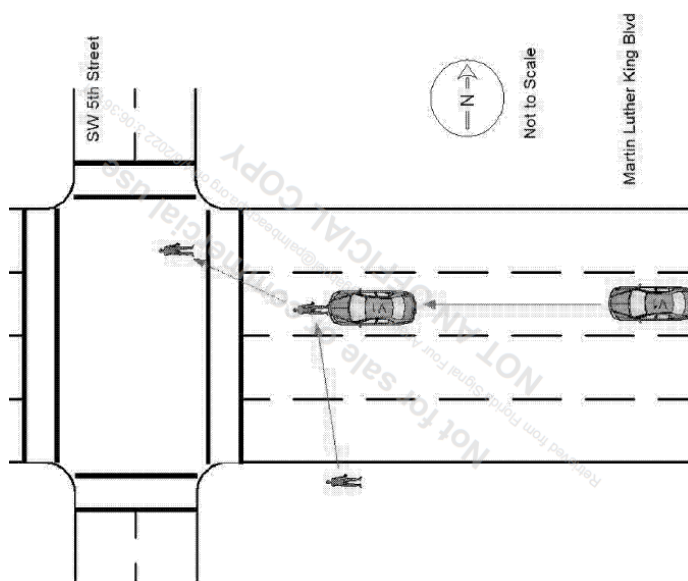
1. Palm Beach TPA to work with partner agencies to evaluate the lighting conditions at the subject intersection and along the corridor and improve lighting conditions if needed.

General Information

Crash Location	Dr Martin Luther King Jr Boulevard W (a City road) at SW 5 th Street (a City road)				
Google Maps	https://goo.gl/maps/BcAyM7tRco8phKGDA			Municipality	Belle Glade
Crash Date	Tuesday, March 8, 2022	Time of Crash	6: 02 p.m.	Posted Speed (Major)	25 MPH
Weather	Clear	Road Surface	Dry	Posted Speed (Minor)	25 MPH
Lighting	Daylight*	Harmful Event	Collision with pedestrian		

Individual Information

Person	Contributing Action	Sex/Age	Vision	Distracted	Drugs	Alcohol	Severity
V1 Driver	No contributing action	M/17	Not Obscured	No	No	No	None
P1 Pedestrian	Dart/Dash	F/66	-	-	No	No	Fatal

Crash Diagram

Crash Summary

Vehicle 1 (V1) was traveling westbound along the inside lane of Dr Martin Luther King Jr Boulevard W approaching the intersection of SW 5th Street. Pedestrian 1 (P1) was attempting to cross Dr Martin Luther King Jr Boulevard W from south to north midblock, just east of SW 5th Street. P1 began to cross directly in front of V1 and was struck by V1. P1 was pronounced deceased at the scene.

* The police report indicates lighting conditions as "Daylight". However, sunset on this day occurred at 6:25 p.m. and the crash occurred at 6:02 p.m.

Potential Actions

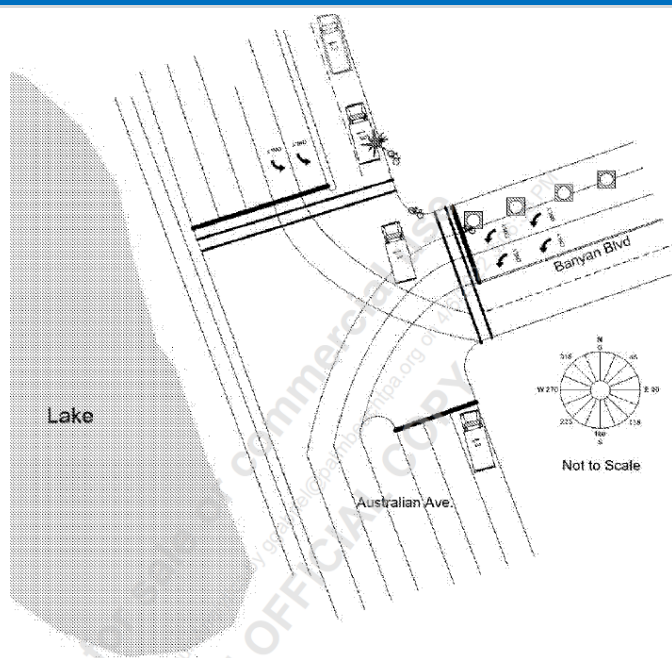
1. Palm Beach TPA to work with partner agencies to identify corridor-wide transportation safety improvements along Dr Martin Luther King Jr Boulevard W such as pavement marking and signage improvements at the unsignalized midblock crosswalks, and RRFBs.
2. Consistent with TPA Vision Zero Action Plan Policy Action 1.5, Palm Beach TPA to consider working with the School District of Palm Beach County to require safe walking, biking, and driving curriculums in elementary, middle, and high schools

General Information

Crash Location	North Australian Avenue (a County road) 100 feet north of 1 st Street/Banyan Boulevard (a City road)				
Google Maps	https://goo.gl/maps/61SbDUc3EBZmcWre6			Municipality	West Palm Beach
Crash Date	Wednesday, March 9, 2022	Time of Crash	7: 28 a.m.	Posted Speed (Major)	45 MPH
Weather	Cloudy	Road Surface	Dry	Posted Speed (Minor)	30 MPH
Lighting	Daylight	Harmful Event	Collision with non-motorist		

Individual Information

Person	Contributing Action	Sex/Age	Vision	Distracted	Drugs	Alcohol	Severity
V1 Driver	No contributing action	M/51	Not Obscured	No	No	No	None
B1 Bicyclist	Other, explain in narrative	Unknown/ Unknown*	-	-	No	No	Fatal

Crash Diagram

Crash Summary

Vehicle 1 (V1) was traveling northbound along North Australian Avenue in the outermost lane as they entered the intersection of 1st Street/Banyan Boulevard. Bicyclist 1 (B1) was traveling westbound along 1st Street/Banyan Boulevard approaching North Australian Avenue. B1 turned right to go north onto North Australian Avenue. As V1 also entered the intersection, B1 lost control of their bicycle, fell into the roadway, and was struck by V1. B1 was transported to the hospital and was pronounced deceased.

* Local news articles confirm B1 was a 53-year-old male.

Potential Actions

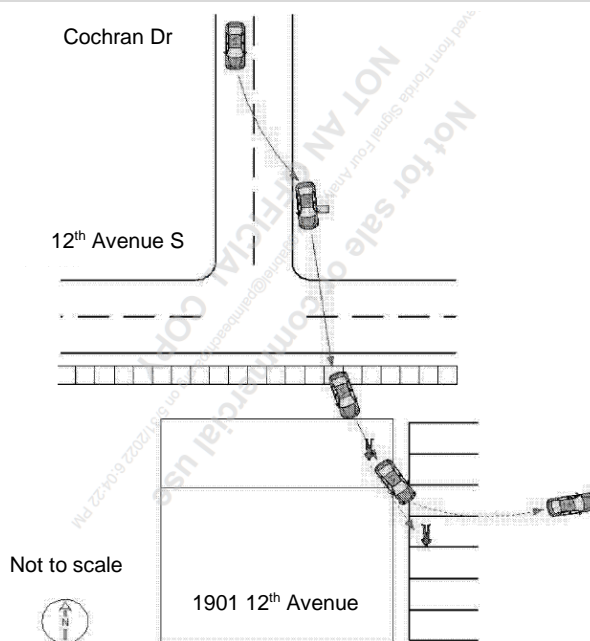
Consistent with TPA Vision Zero Action Plan Policy Action 1.3, Palm Beach TPA to work with partner agencies to identify a target speed for North Australian Avenue based on context classification, historical crash data, and multimodal demand.

General Information

Crash Location	1901 12 th Avenue South, south of Cochran Drive & 12 th Avenue South intersection (both City roads)					
Google Maps	https://goo.gl/maps/8Gb4F61EV8KxVnhD7			Municipality	Lake Worth	
Crash Date	Friday, March 11, 2022	Time of Crash	2:09 p.m.	Posted Speed (Major)		25 MPH
Weather	Clear	Road Surface	Dry	Posted Speed (Minor)		-
Lighting	Daylight	Harmful Event	Collision with bicyclist			

Individual Information

Person	Contributing Action	Sex/Age	Vision	Distracted	Drugs	Alcohol	Severity
V1 Driver	-	-	-	Unknown	Unknown	Unknown	-
*B1 Bicyclist	No improper action	M/77**	-	-	No	No	Fatal

Crash Diagram

Crash Summary

Vehicle 1 (V1) was traveling southbound at a high speed along Cochran Drive. V1 crossed over the northbound lanes, impacting a mailbox, and continued south across the T-intersection of 12th Avenue where it failed to make a left-turn and ran off the road south of the roadway, impacting stationary Bicyclist 1 (B1). V1 fled the scene prior to arrival of law enforcement.

* Police report refers to B1 as "P1" and notes that he was "stationary straddling his bicycle".

** [CBS News article](#) dated March 14th, 2022 notes B1's age as 74.

Potential Actions

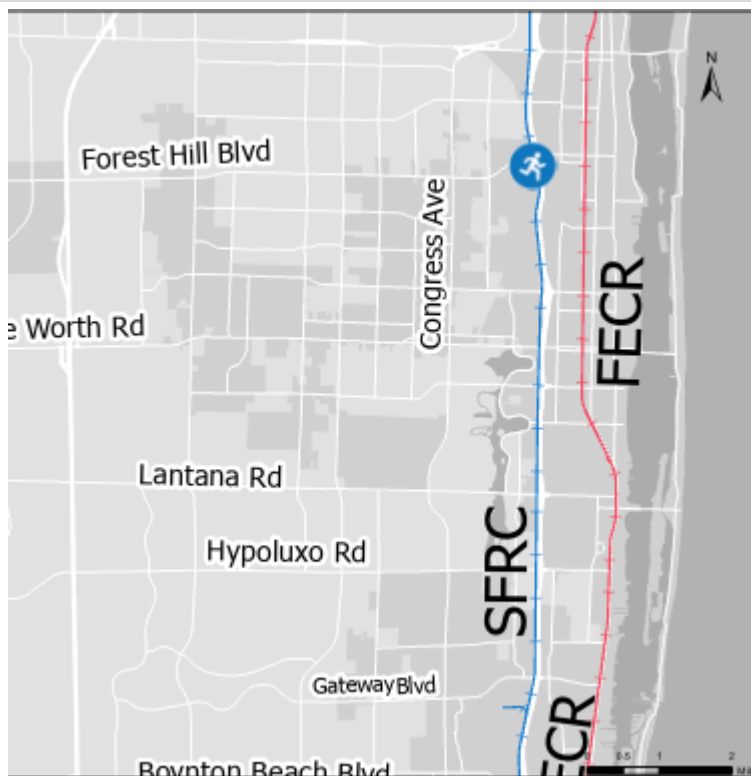
City of Lake Worth to evaluate speed management and neighborhood traffic calming measures. Some of the recommended activities include evaluating the effectiveness of the existing speed tables along Cochran Drive, installing additional speed limit signs within the neighborhood streets, converting existing speed tables to speed humps and/or installing additional speed humps.

General Information

Crash Location	CSX Transportation Railroad, south of SR-822/Forest Hill Boulevard (a State road)					
Google Maps	https://goo.gl/maps/6ibrZFH8uEr9wEoTA			Municipality	Lake Clarke Shores	
Crash Date	Friday, March 11, 2022	Time of Crash	1:13 p.m.	Posted Speed (Major)	-	
Weather	-	Road Surface	-	Posted Speed (Minor)	-	
Lighting	-	Harmful Event	Struck by on-track equipment (Tri-Rail train – moving)			

Individual Information

Person	Contributing Action	Sex/Age	Vision	Distracted	Drugs	Alcohol	Severity
P1 Pedestrian	Trespassing/Standing	-/46	-	-	-	-	Fatal

Crash Diagram

Crash Summary

A pedestrian (P1) trespassed the CSX railroad right-of-way south of SR-822/Forest Hill Boulevard and was hit by a southbound SFRTA Tri-Rail train resulting in a fatality. The report lacks further narrative details.

Potential Actions

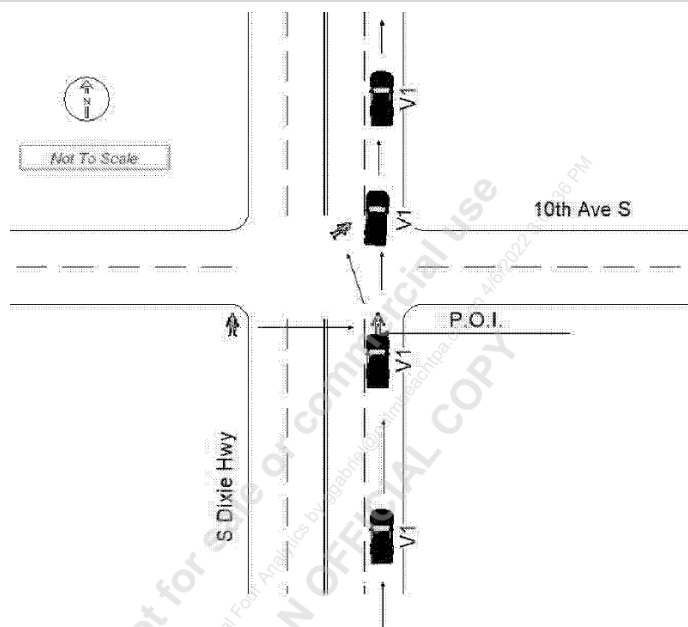
1. Palm Beach TPA to work with SFRTA and FDOT to evaluate pedestrian safety treatments for the study location including signage to promote mental health services and helpline, physical barriers, and anti-trespassing guard panels.
2. SFRTA to explore technology to help identify trespassers and inform train operators of trespassing events.

General Information

Crash Location	US-1/SR-805/South Dixie Highway (a State road) at 10 th Avenue South (a City road)					
Google Maps	https://goo.gl/maps/wVC9F5cNN41VmLJs9			Municipality	Lake Worth Beach	
Crash Date	Saturday, March 12, 2022	Time of Crash	11: 26 p.m.	Posted Speed (Major)		35 MPH
Weather	Clear	Road Surface	Dry	Posted Speed (Minor)		25 MPH
Lighting	Dark-Not Lighted	Harmful Event	Collision with pedestrian			

Individual Information

Person	Contributing Action	Sex/Age	Vision	Distracted	Drugs	Alcohol	Severity
V1 Driver	Unknown	M/ Unknown	Unknown	Unknown	Unknown	Unknown	Unknown
P1 Pedestrian	Dart/Dash	M/ Unknown*	-	-	Unknown	Unknown	Fatal

Crash Diagram

Crash Summary

Vehicle 1 (V1) was traveling northbound along US-1/SR-805/South Dixie Highway in the outside lane approaching 10th Avenue South. Pedestrian 1 (P1) was crossing US-1/SR-805/South Dixie Highway on the south leg of the intersection, from west to east. V1 struck P1 as P1 crossed the roadway. V1 failed to stop and left the scene. P1 was transported to the hospital and was later declared deceased.

* Local news articles confirm P1 was a 45-year-old male.

Potential Actions

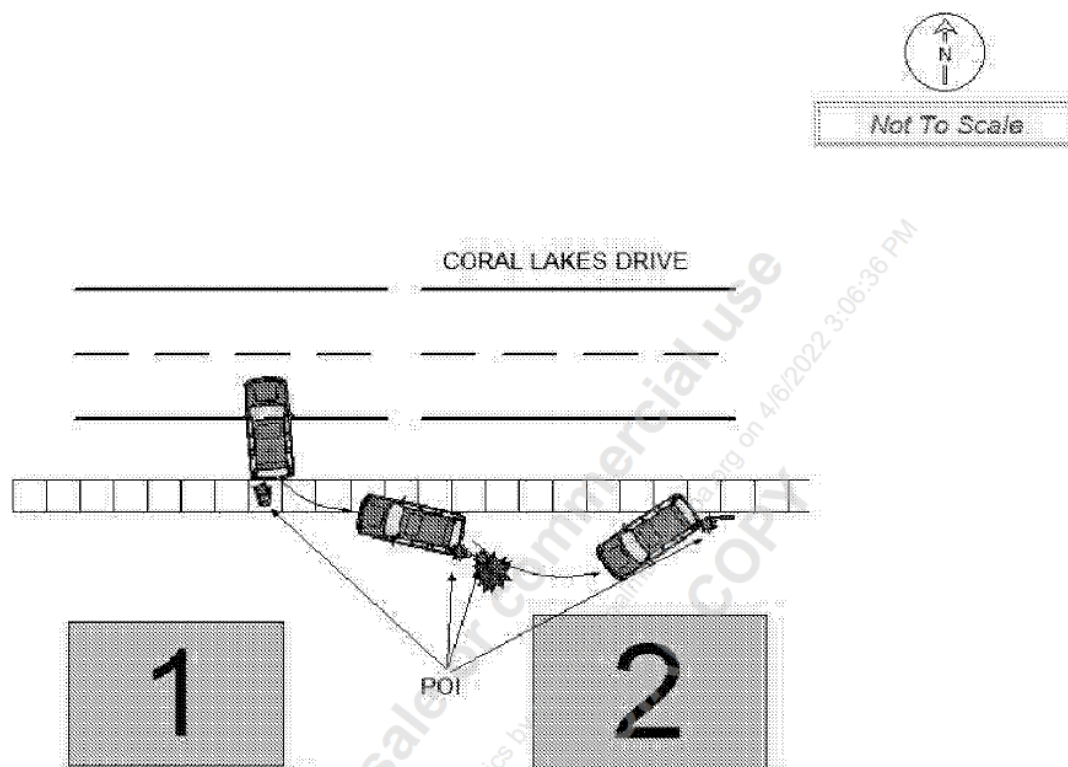
1. Consistent with TPA Vision Zero Action Plan Policy Action 1.3, Palm Beach TPA to work with partner agencies to identify a target speed for US-1/SR-805/South Dixie Highway based on context classification, historical crash data, and multimodal demand.
2. Palm Beach TPA to work with partner agencies to identify active transportation safety improvements along US-1/SR-805/South Dixie Highway including corridor-wide street lighting.
3. Palm Beach TPA to work with partner agencies to evaluate installing midblock pedestrian crossings for US-1/SR-805/South Dixie Highway between 12th Avenue South and 6th Avenue South as the distance between the available crosswalks at these two intersections is 0.47 miles.

General Information

Crash Location	Coral Lakes Drive (a private road) 100 feet east of Majestic Isles Drive (a private road)					
Google Maps	https://goo.gl/maps/NkBDhkj5qXDpqMkw8			Municipality	Unincorporated	
Crash Date	Friday, March 18, 2022	Time of Crash	4: 30 p.m.	Posted Speed (Major)	35 MPH	
Weather	Clear	Road Surface	Dry	Posted Speed (Minor)	-	
Lighting	Daylight	Harmful Event	Collision with pedestrian			

Individual Information

Person	Contributing Action	Sex/Age	Vision	Distracted	Drugs	Alcohol	Severity
V1 Driver	Improper Backing	M/82	Not Obscured	No	No	No	None
P1 Pedestrian	No improper action	F/78	-	-	No	No	Fatal

Crash Diagram

Crash Summary

Vehicle 1 (V1) was backing into the driveway of a residence along Coral Lakes Drive. V1 improperly backed the vehicle, striking Pedestrian 1 (P1), who was standing on the sidewalk. V1 continued reversing into a home's right-of-way, striking a cable box, a bush, and the mailbox. P1 was transported to the hospital and was later declared deceased.

Potential Actions


1. Consistent with TPA Vision Zero Action Plan Culture Action 3.3, Palm Beach TPA to coordinate with local community organizations to distribute content from Safe Mobility for Life to homeowner's associations in the area.
2. Consistent with TPA Vision Zero Action Plan Culture Action 3.3, Palm Beach TPA staff to implement a Vision Zero campaign that discusses transportation options for elderly drivers.

General Information

Crash Location	Intersection of Crestwood Boulevard (a County road) and Cypress Lake Drive (a private road)					
Google Maps	https://goo.gl/maps/4FbUK9CVF8XWHZnG6			Municipality	Royal Palm Beach	
Crash Date	Tuesday, March 22, 2022	Time of Crash	6:49 a.m.	Posted Speed (Major)		40 MPH*
Weather	Clear	Road Surface	Dry	Posted Speed (Minor)		-
Lighting	Dark-Unknown Lighting	Harmful Event	Collision with pedestrian			

Individual Information

Person	Contributing Action	Sex/Age	Vision	Distracted	Drugs	Alcohol	Severity
V1 Driver	Operating motor vehicle in careless/negligent manner	M/57	Not Obscured	Unknown	Test Pending**	Test Pending	None
P1 Pedestrian	No improper action	F/15	-	-	No	No	Fatal
P2 Pedestrian	No improper action	M/15	-	-	No	No	Fatal
P3 Pedestrian	No improper action	M/17	-	-	No	No	Non-incapacitating
P4 Pedestrian	No improper action	M/17	-	-	No	No	Possible

Crash Diagram

Crash Summary

Vehicle 1 (V1) was traveling northbound along Crestwood Boulevard, approaching the intersection of Cypress Lake Drive in the lane adjacent to the right shoulder. Pedestrians 1, 2, 3, and 4 (P1, P2, P3, and P4) were standing on the sidewalk on the southeast corner of the intersection waiting for the school bus. V1 drifted to the right and collided with the curb in the southeast corner, mounting the sidewalk, and colliding with the pedestrians. V1 then lost control and struck the curb in the northeast corner of the intersection, which led to V1 rolling over and coming to rest facing west on the east curb of Crestwood Boulevard. P1, P2, and P3 were transported to Saint Mary's Medical Center, and P4 was transported to Palms West Hospital. In later updates, P1 and P2 were pronounced deceased due to their injuries sustained in the crash.

** Police report incorrectly refers to a posted speed of 35 MPH.*

*** According to a [WFLA article](#) dated April 6th, 2022, V1 (driver) was taking prescription sleeping medicine called Temazepam. The toxicology report notes that V1 was taking more than four times the normal recommended dosage.*

Potential Actions

1. Consistent with TPA Vision Zero Action Plan Policy Action 1.5, Palm Beach TPA to work with Palm Beach School District to evaluate safety conditions of student pickup/drop-off locations along throughfares like Crestwood Boulevard.
2. Furthermore, Palm Beach TPA staff to work with Palm Beach County to consider installing crosswalks connecting communities to the east and west of Crestwood Boulevard as students may need to walk to and from pickup/drop-off locations.
3. Consistent with TPA Vision Zero Action Plan Policy Action 1.2, Palm Beach TPA to partner with the police department and other agency partners to regulate distracted driving as primary offense.

General Information

Crash Location	Twin Meadow Lakes Drive (a private road) at US-441/SR-7 (a State road)					
Google Maps	https://goo.gl/maps/7Jk6bU2MDPNimvQ38			Municipality	Unincorporated	
Crash Date	Thursday, March 24, 2022	Time of Crash	4: 55 p.m.	Posted Speed (Major)	45 MPH	
Weather	Cloudy	Road Surface	Wet	Posted Speed (Minor)	-	
Lighting	Daylight	Harmful Event	Collision with pedestrian			

Individual Information

Person	Contributing Action	Sex/Age	Vision	Distracted	Drugs	Alcohol	Severity
V1 Driver	No contributing action	M/33	Not Obscured	No	No	No	None
P1 Pedestrian	Failure to yield right-of-way	M/55	-	-	Unknown	Unknown	Fatal

Crash Diagram

Crash Summary

Pedestrian 1 (P1) was walking south along the western sidewalk of US-441/SR-7, north of Twin Meadow Lakes Drive. Vehicle 1 (V1) was traveling southbound along US-441/SR-7 in the dedicated right-turn lane approaching Twin Meadow Lakes Drive. As V1 began to turn west onto Twin Meadow Lakes Drive, P1 stepped off the sidewalk and walked into the passenger side trailer of V1. P1 fell to the ground and was run over by the right rear trailer tires of V1. P1 was transported to the hospital and was later pronounced deceased.

Potential Actions

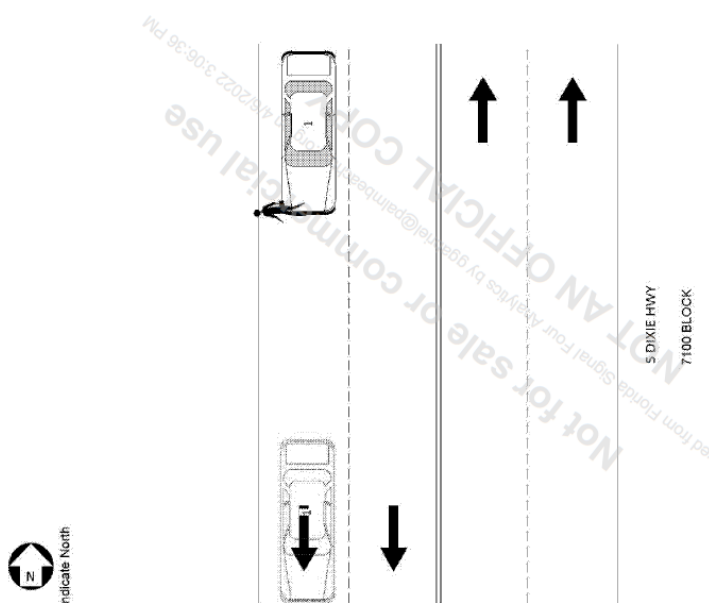
Palm Beach TPA to work with partner agencies to evaluate installing pedestrian warning signs (W11-2) signage and special emphasis crosswalk for the southbound right-turn movement along US-441/SR-7 approaching Twin Meadow Lakes Drive.

General Information

Crash Location	US-1/South Dixie Highway (a State road) 50 feet north of Barnett Street (a City road)					
Google Maps	https://goo.gl/maps/txuTwz5VpmRaT17p9			Municipality	West Palm Beach	
Crash Date	Saturday, March 26, 2022	Time of Crash	2: 59 a.m.	Posted Speed (Major)		35 MPH
Weather	Clear	Road Surface	Dry	Posted Speed (Minor)		-
Lighting	Dark- Lighted	Harmful Event	Collision with pedestrian			

Individual Information

Person	Contributing Action	Sex/Age	Vision	Distracted	Drugs	Alcohol	Severity
V1 Driver	Other contributing action	M/20	Not Obscured	No	No	Suspected/ Results Pending	None
P1 Pedestrian	In roadway improperly	-	-	-	Unknown	Unknown	Fatal

Crash Diagram

Crash Summary

Vehicle 1 (V1) was traveling southbound along US-1/South Dixie Highway north of Barnett Street. Pedestrian 1 (P1) was in the lane of travel and V1 struck P1. V1 left the scene and was later pulled over by a police officer. P1 was transported to the hospital and was later pronounced deceased. Further details are pending investigation.

Potential Actions

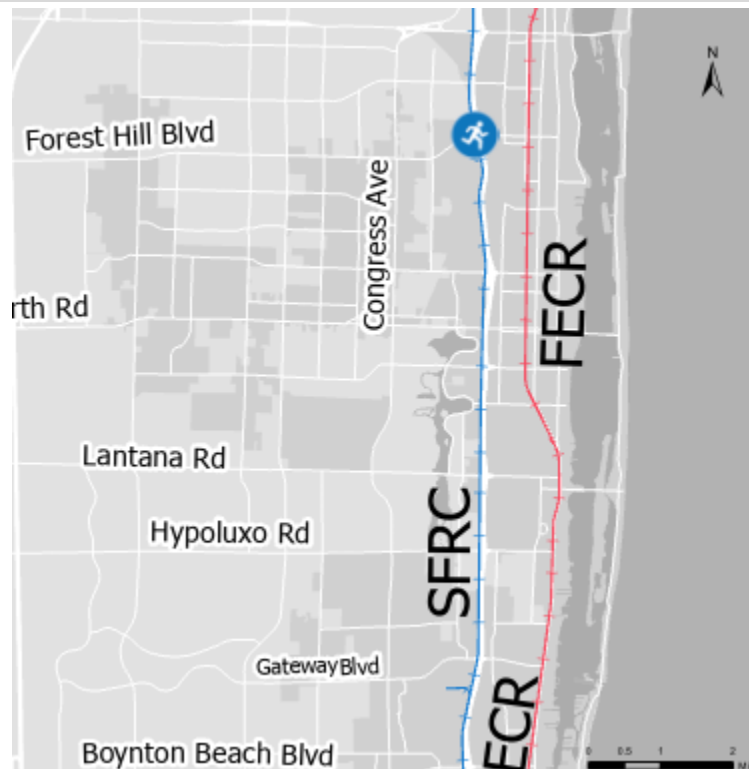
1. Consistent with TPA Vision Zero Action Plan Policy Action 1.3, Palm Beach TPA to work with partner agencies to identify a target speed for US-1/South Dixie Highway based on context classification, historical crash data, and multimodal demand.
2. Palm Beach TPA to work with partner agencies to evaluate the lighting conditions at the subject intersection and along the corridor and improve lighting conditions if needed.
3. Palm Beach TPA to work with partner agencies to evaluate installing midblock pedestrian crossings for US-1/South Dixie Highway between Alhambra Place and Forest Hill Boulevard as the distance between the available crosswalks at these two intersections is 0.45 miles.

General Information

Crash Location	FEC Railroad, near W Central Boulevard (a City road)					
Google Maps	https://goo.gl/maps/RC9p5ZQqEmxEzyFV6			Municipality	Lantana	
Crash Date	Saturday, March 26, 2022	Time of Crash	1:59 p.m.	Posted Speed (Major)	-	
Weather	-	Road Surface	-	Posted Speed (Minor)	-	
Lighting	-	Harmful Event	Struck by on-track equipment (Brightline train – moving)			

Individual Information

Person	Contributing Action	Sex/Age	Vision	Distracted	Drugs	Alcohol	Severity
P1 Pedestrian	Trespassing/Standing	-/-	-	-	-	-	Fatal

Crash Diagram

Crash Summary

A pedestrian (P1) trespassed the FEC railroad right-of-way near W Central Boulevard and was hit by a southbound Brightline train resulting in a fatality. The report lacks further narrative details.

Potential Actions

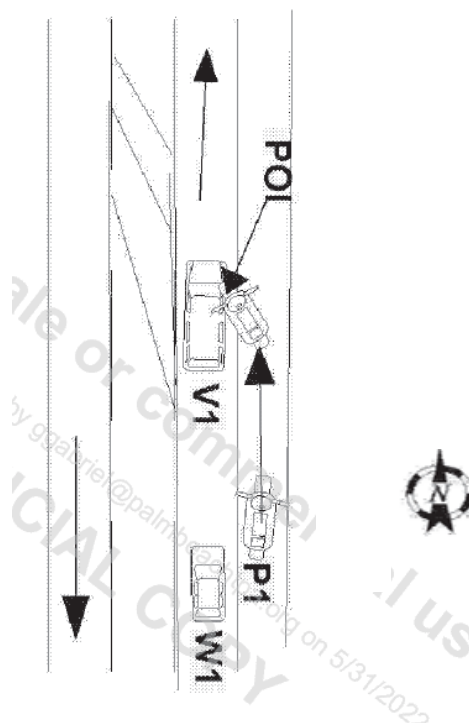
1. Palm Beach TPA to work with Brightline, FEC, and the Town of Lantana to evaluate pedestrian safety treatments for the study location including signage to promote mental health services and helpline, physical barriers, and anti-trespassing guard panels.
2. Brightline and FEC to explore technology to help identify trespassers and inform train operators of trespassing events.

General Information

Crash Location	SR-A1A/Jack Nicklaus Drive* (a State road) 1,100 feet south of Beach Club Way (a private road)					
Google Maps	https://goo.gl/maps/9WHrcNhKa6W7jciY6			Municipality	Unincorporated	
Crash Date	Tuesday, March 29, 2022	Time of Crash	9:40 a.m.	Posted Speed (Major)		35 MPH
Weather	Clear	Road Surface	Dry	Posted Speed (Minor)		-
Lighting	Daylight	Harmful Event	Collision with bicyclist			

Individual Information

Person	Contributing Action	Sex/Age	Vision	Distracted	Drugs	Alcohol	Severity
V1 Driver	No contributing action	F/53	Not Obscured	No	No	No	None
**B1 Bicyclist	Dart/Dash	M/78	-	-	No	No	Fatal

Crash Diagram***

Crash Summary

Vehicle 1 (V1) and Bicyclist 1 (B1) were traveling westbound/northbound along SR-A1A/Jack Nicklaus Drive, with B1 on the bicycle lane. Per witness, B1 turned their bicycle into the direction of V1, B1 was ejected off their bicycle onto the roadway upon impact with V1. B1 was transported to Saint Mary's Hospital, and on April 22, 2022 they succumbed to the injuries sustained in the crash.

* The road name is incorrectly identified in the police report as "Boulevard" in some instances.

** Police report refers to B1 as P1.

*** SR-A1A curves to the west at the north; hence the Crash Diagram was reoriented.

Potential Actions

1. Palm Beach TPA to partner with FDOT to evaluate this segment of SR-A1A as a part of the SUN Trail network to improve safety for pedestrians and bicyclists.
2. Consistent with TPA Vision Zero Action Plan Culture Action 3.3, Palm Beach TPA to implement a Vision Zero media and public education campaign that includes transportation options for elderly drivers and bicyclists.



4.E
PALM BEACH
Transportation
Planning Agency

Fiscal Year 2022 Annual Report

July 1, 2021 - June 30, 2022

Content

- 3 GOVERNING BOARD AND WELCOME LETTER
- 5 WHO WE ARE
- 7 ENGAGE THE PUBLIC
- 9 PLAN THE SYSTEM
- 11 PRIORITIZE FUNDING
- 13 IMPLEMENT PROJECTS
- 15 PROJECT HIGHLIGHTS
- 17 COLLABORATE WITH PARTNERS
- 19 ADMINISTER THE AGENCY
- 21 FISCAL YEAR 22 TIMELINE



THE PALM BEACH TRANSPORTATION PLANNING AGENCY (TPA) IS AN INDEPENDENT GOVERNMENT AGENCY THAT PROVIDES LONG-RANGE AND SHORT-TERM TRANSPORTATION PLANNING AND STATE AND FEDERAL FUNDING ALLOCATIONS FOR PROJECTS OF ALL TRANSPORTATION MODES IN PALM BEACH COUNTY, FLORIDA.



Governing Board



Robert S. Weinroth
Chair
Palm Beach County



Chelsea S. Reed
Vice Chair
Palm Beach Gardens



Joel Flores
At-Large Member
City of Greenacres



Maria Marino
At-Large Member
Palm Beach County



Michael Napoleone
At-Large Member
Village of Wellington



Steve Wilson
City of Belle Glade



Yvette Drucker
City of Boca Raton



Andy Thomson
City of Boca Raton



Angela Cruz
City of Boynton
Beach



Shelly Petrolia
City of Delray Beach



Jim Kuretski
Town of Jupiter



Reinaldo Diaz
City of Lake Worth
Beach



Melissa McKinlay
Palm Beach County



Maria Sachs
Palm Beach County



Gregg Weiss
Palm Beach County



Joni Brinkman
Village of Palm
Springs



Katherine Waldron
Port of Palm Beach



Shirley Lanier
City of Riviera Beach



Fred Pinto
Village of Royal Palm
Beach



Joseph Peduzzi
City of West Palm
Beach



Christy Fox
City of West Palm
Beach

TPA Board Chair & Interim Executive Director Letter



PALM BEACH COUNTY HAS SEEN RECORD-BREAKING GROWTH OVER THE PAST YEAR. AS OUR POPULATION GROWS, OUR TRANSPORTATION SYSTEM MUST EXPAND AND ADAPT.

The Palm Beach TPA continues to rise to the challenge, funding and implementing new projects to create a safe, efficient and connected multimodal transportation system for users of all ages and abilities. One of the most significant ways the TPA has continued its vision is through our partnerships. Our mission is to collaboratively plan, prioritize and fund the transportation system - a goal we put into action this year.

In addition to working with the county and its 39 municipalities, we also work closely with South Florida regional stakeholders. These partnerships provide regional connectivity for our growing economy.

The TPA and Governing Board members have embraced the growing partnership with our economic development community. Through forums, public workshops and other discussions, we are working together on innovative and efficient solutions to embrace the latest technology, paying particular attention to first and last-mile connections. Mobility and technology are working together in ways we have never experienced before and we must be up for the challenge.

The TPA continues to support Vision Zero, with an ultimate goal of eliminating traffic-related deaths and serious injuries. To support this goal, the TPA will establish separated bicycle lanes on

county and state-owned roadways (with scheduled groundbreaking later this year). While much more needs to be done, it is a good start in creating safer roadways for all.

TPA staff is committed to working with elected officials, the county, municipalities and the public to identify how to implement similar projects by sharing educational resources and funding opportunities. This includes collaboratively creating action plans and analyzing the accidents in high-crash corridors. The TPA remains focused on educating the public on our county's enhanced transit vision while working with our regional partners to refine the county's Mobility Vision plan further. The

efforts will enhance Palm Beach County's attractiveness for economic development.

As we look ahead, we are excited to launch our 2050 Regional Transportation Plan with the Southeast Florida Transportation Council (SEFTC) and our own 2050 Long Range Transportation Plan.

We will continue to tackle the safety of our transportation system while creating an efficient and connected multimodal transportation system for all.

- Robert S. Weinroth, TPA Chair & Palm Beach County Mayor
Valerie Neilson, TPA Interim Executive Director



“Mobility and technology are working together in ways we have never experienced before.”

Who We Are

3.63B DOLLARS



OF FUNDING IN THE
FY23-27 TIP

15 PROCLAMATIONS



FROM MUNICIPALITIES FOR
FLORIDA BICYCLE MONTH

16 PROJECTS



UNDER CONSTRUCTION
IN FY22

1,400 STAFF MILES



IN THE LOVE TO RIDE
CHALLENGE

88 PROJECTS



ADDED TO THE
FY23-27 TIP

44 STORIES



ABOUT THE TPA
IN THE MEDIA

24 PRESENTATIONS



GIVEN TO THE
COMMUNITY

381K ENGAGEMENTS



ACROSS THE TPA'S SOCIAL
MEDIA PLATFORMS

12 APPLICATIONS



SUPPORTED FOR GRANT
FUNDING

MISSION
TO COLLABORATIVELY
PLAN, PRIORITIZE, AND FUND
THE TRANSPORTATION SYSTEM

VISION
A SAFE, EFFICIENT, AND
CONNECTED MULTIMODAL
TRANSPORTATION SYSTEM

Engage the Public



44

news stories from local and national media including:

- WPTV
- WPBF
- CBS 12
- WLRN-FM
- Palm Beach Post
- Sun-Sentinel
- Voice of the Palm Beaches Radio
- South Florida Business Journal

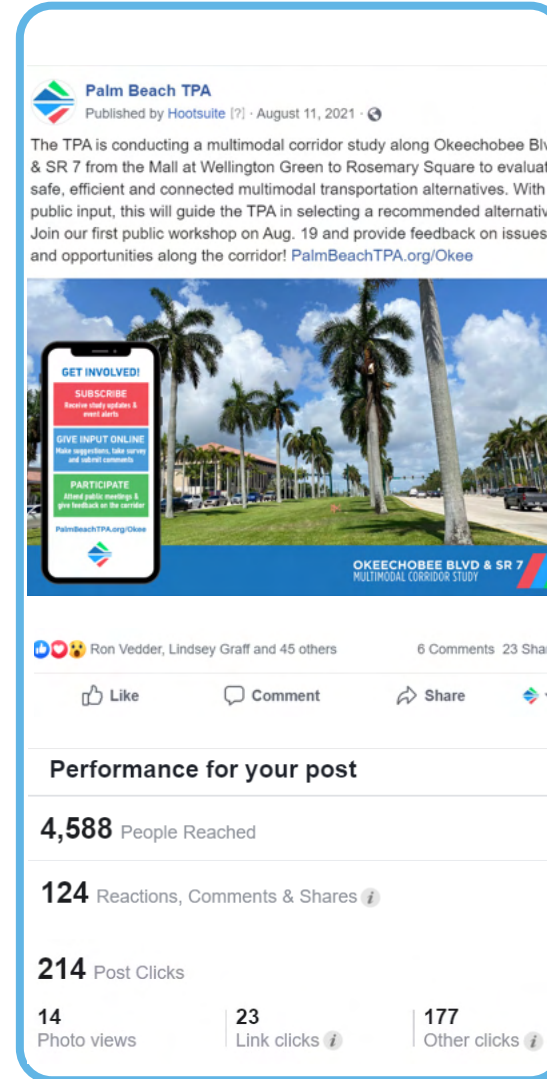
REACHING THE PUBLIC IN NEW WAYS.

In Fiscal Year (FY) 2022, the TPA made a concerted effort to share more about the agency's work through local and national media stories. This was previously an underutilized way to reach the public but this year, the TPA was able to share information about planning studies, funded projects, TPA initiatives like Vision Zero and our collaboration with transportation and economic development partners through more than 40 media stories.

EXPANDING OUR SOCIAL MEDIA FOOTPRINT.

Social media is an important tool to engage the public. Whether a post is about an upcoming public meeting, a relevant news article, photos of the TPA's work or sharing resources with our partners, everything we share has the power to encourage individuals, organizations, elected officials and others to get involved.

This year, the TPA focused on growing its followers across all social media platforms and increasing its engagement. Achieving these new goals means reaching more people, educating more residents and successfully sharing more resources.



Transportation Tuesday

November 16, 2021


Board Meeting

Thursday, Nov. 18 at 9:30 a.m.
TPA Office - 301 Datura St. WPB FL 33401



How the Infrastructure Deal will Impact Palm Beach County

The Bipartisan Infrastructure Deal will offer opportunities for increased funding for transportation projects in Palm Beach County, as well as expediting project timelines. Palm Beach County spends about \$20 million for transportation projects each year. With this new infrastructure deal, there should be \$6-7 million more to go around. We look



TRANSPORTATION TUESDAY NEWSLETTER

To increase public awareness of agency and partner news and activities, the TPA sends a biweekly newsletter to more than 1,600 subscribers. Over the past year, we have increased our newsletter's average open rate 32% over the industry average of 22%. The newsletter shares public input opportunities, meeting notices, funding opportunities and project highlights to keep the public and board and committee members informed. Sign up at PalmBeachTPA.org/newsletter.

SHARING OUR MISSION AND VISION WITH NEW PARTNERS.

The TPA had a goal of delivering 15 presentations this year to community groups and partner agencies. We surpassed our original goal, with 24 presentations - sharing how we plan to achieve a safe, efficient and connected multimodal transportation system in Palm Beach County.



TPA'S DIGITAL CHANNELS IN FY 2022



1,698 Facebook Followers
86,517 Total Impressions



866 LinkedIn Followers
102,749 Total Impressions



430 Instagram Followers
31,605 Total Impressions



1,074 Twitter Followers
113,567 Total Impressions



3,076 YouTube Channel Views
634 Hours of Watch Time

*The above numbers are as of June 23, 2022

Plan the System



PEDESTRIAN AND BICYCLE
FIELD SAFETY REVIEWS

Safety field reviews are an important part of identifying pedestrian and bicycle issues by being on the ground and experiencing the built environment first hand. This year, staff led five of these audits, including:

- Indiantown Rd. in Jupiter
- Donald Ross Rd. and US 1 in Juno Beach
- Pine Gardens South neighborhood in Jupiter
- Limestone Creek neighborhood in Jupiter
- Rosenwald Elementary School in South Bay

To plan an audit in your area, visit PalmBeachTPA.org/WalkBikeAudits



OKEECHOBEE BLVD. & SR 7
CORRIDOR STUDY


The TPA conducted a multimodal corridor study to find ways to create a safe, efficient and connected transportation system along Okeechobee Blvd. and State Road 7. The study included a roadway/transit alternatives analysis, Health Impact Assessment and Land Use & Economic Development Analysis. Center-Platform Dedicated-Lane Light Rail Transit was named the preferred alternative. Next steps include refining our Mobility Vision, pursuing funding opportunities and complying with Florida Department of Transportation (FDOT) requirements.



VISION ZERO
ACTION PLAN

In 2018, the Palm Beach TPA adopted a Vision Zero commitment to eliminate traffic-related deaths and serious injuries on our roadways. The TPA released an updated Action Plan this year on how we plan to achieve this goal, which includes:

- enhancing our policies, processes, programming
- promoting safe speeds
- fostering a safe streets culture
- expanding and improving data
- promoting transparency, responsibility and accountability




COVID-19 IMPACTS ON
TRANSPORTATION

This Board-requested report examines the transportation, safety and economic trends during the pandemic, citing data from February 2020 to February 2021. In the first month of the pandemic, daily travel, measured in Vehicle Miles Traveled (VMT), shrank by more than 40% nationwide. TPA staff administered a survey via social media, asking residents about their travel habits. The report includes recommendations about resiliency and mitigation planning, transit efficiency improvements and telecommuting benefits.

Vision Zero Communities

As part of our Vision Zero Action Plan, we encourage municipalities across Palm Beach County to adopt their own Vision Zero resolutions. This action commits communities to prioritizing the goals of Vision Zero, creating a safer transportation system for everyone. This year, four municipalities adopted these resolutions - the Village of Palm Springs, City of Delray Beach, City of Belle Glade and Town of Jupiter. They join the cities of West Palm Beach and Boynton Beach who each adopted Vision Zero resolutions in 2018 and 2020 respectively.

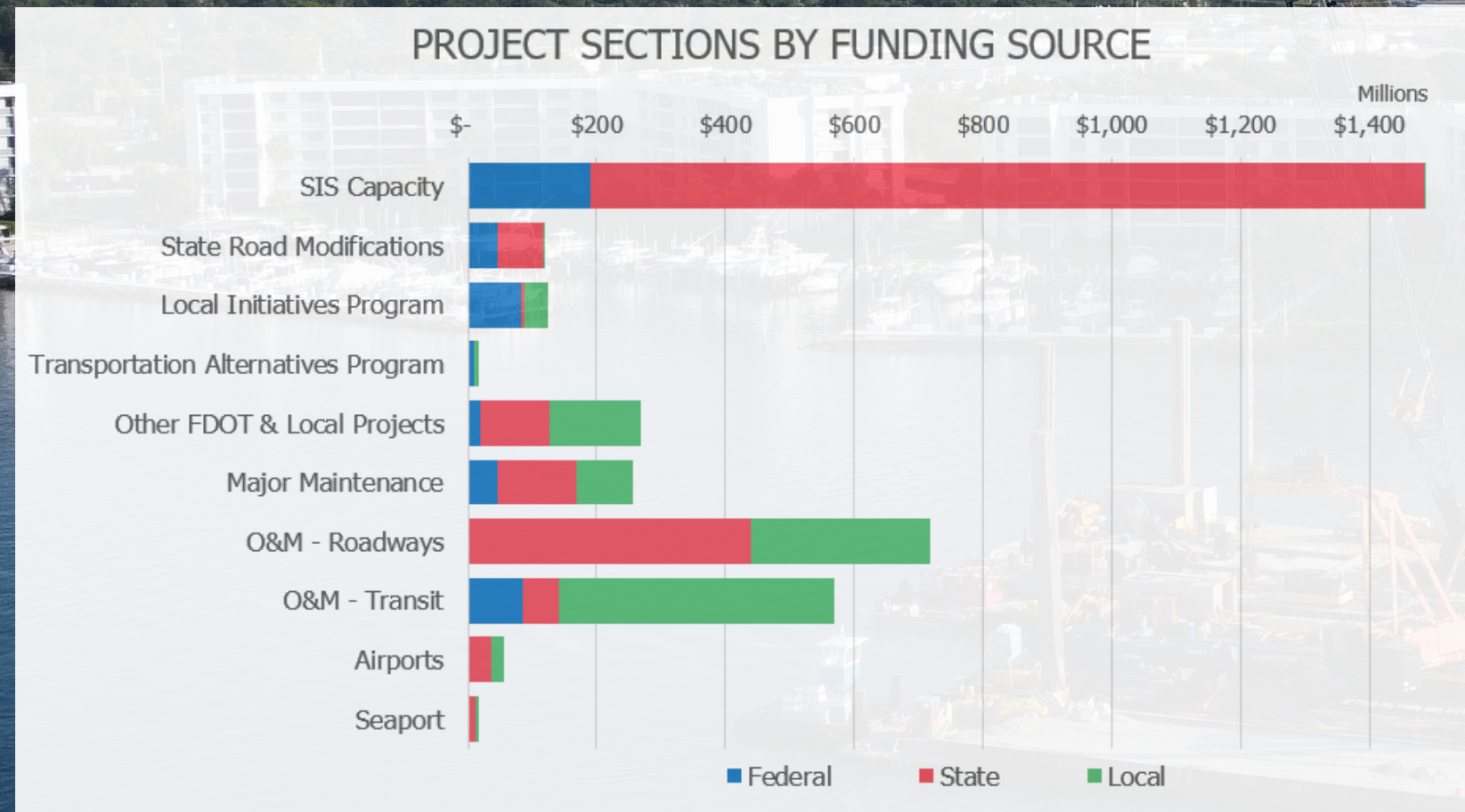


Prioritize Funding

Our FY 2023 - 2027 Transportation Improvement Program (TIP) allocates approximately \$3.63 billion to more than 420 projects across all modes of transportation in Palm Beach County.

With the passage of the Bipartisan Infrastructure Law, the TPA also prioritized supporting transportation projects with federal funding, as well as those with state and local funding opportunities.

Proposed FY 23 - 27 TIP Projects



FY 23 - 27 TIP Project Summary

439 projects, totaling **\$3.63 billion** over 5 years

293 FDOT Work Program projects at \$2.93 billion, including:

- \$2.62 billion in federal and state funding
- \$311 million in local funding

146 local projects at \$700 million, including:

- All local funding projects

Supported applications for discretionary grants

3 grant applications targeted as FY22 goal

10 grant applications supported

TPA supported projects included:

- Safety funding
- Bridge replacement
- Pedestrian safety improvements
- Traffic calming
- Road reconstruction and resurfacing
- Alternative fuel technology
- Multimodal improvements

Implement Projects

NEW PROJECTS FUNDED IN FY 23 -27 TIP

LOCAL INITIATIVES PROGRAM

APPLICANT/LEAD AGENCY	PROJECT	TPA FUNDING
City of Lake Worth Beach	S East Coast St. and S H St.	\$4,656,395
Village of Wellington	Greenbriar Blvd. Bike Lane	\$1,390,588
Village of Wellington	C-2 Canal Multi-Use Pathway	\$458,123
Village of Royal Palm Beach	ADA Curb Ramps and Sidewalks	\$556,853
SFRTA	New Rolling Stock	\$2,500,000
Palm Beach County	Prosperity Farms Rd. from Northlake Blvd. to Donald Ross Rd. - 4' designated bike lanes	\$4,923,999
TOTAL PROGRAMMED		\$14,485,958

TRANSPORTATION ALTERNATIVES PROGRAM

APPLICANT/LEAD AGENCY	PROJECT	TPA FUNDING
City of Palm Beach Gardens	Burns Rd. Cycle Track	\$894,606
City of Boca Raton	El Rio Trail Lighting	\$1,010,001
Indian Trail Improvement District	Grapeview Blvd. and Key Lime Blvd. shared use paths	\$999,984
Village of Royal Palm Beach	ADA Curb Ramps and Sidewalks	\$554,429
TOTAL PROGRAMMED		\$3,459,020

STATE ROAD MODIFICATIONS PROGRAM

APPLICANT/LEAD AGENCY	PROJECT	TPA FUNDING
TPA/FDOT	Forest Hill Blvd. from W of Jog Rd. to Haverhill Rd. - crosswalks, lighting and bus layover bay	\$700,000 design
TPA/FDOT	Congress Ave. from Lake Worth Rd. to Forest Hill Blvd. - midblock crossing, crosswalks, lighting	\$463,923 design
City of Boca Raton/FDOT	Federal Hwy, Yamato Rd., Glades Rd., Congress Ave. and A1A - Signal Upgrades	\$880,442 design
TPA/FDOT	SR 7 from Glades Rd. to Bridgebrook Dr. - shared use path and lighting on resurfacing project	\$3,832,000
TOTAL PROGRAMMED		\$5,876,365

AS PALM BEACH COUNTY GROWS, WE'RE ADAPTING TO OFFER SAFE MODES OF TRANSPORTATION FOR ALL USERS.

Through our three Funding Programs, we follow priority projects in State Road Modifications, Local Initiatives and Transportation Alternatives through implementation. We also routinely highlight upcoming projects from our transportation partners including local municipalities, Palm Beach County, Brightline, Tri-Rail and Palm Tran.



BRANT BRIDGE REPLACEMENT

In 2016, the TPA contributed \$3.58 million to reconstruct the Brant Bridge in the City of Delray Beach with a shared use path. A connector project from Lindell Blvd. to the bridge will also include sidewalks and separated bike lanes. The project is nearing completion (shown above in June 2022) and is expected to finish ahead of schedule by Fall 2022.



NEW BRIGHTLINE STATIONS

Brightline re-launched at the beginning of 2022 after being shut down due to COVID-19 for nearly two years. The Boca Raton and Aventura stations are expected to be completed in Fall 2022. The Orlando extension will feature a station (pictured above) at Orlando International Airport with service expected to begin in Spring 2023. The TPA is proud to partner with Brightline and local municipalities on funding safety improvements and establishing Quiet Zones along the corridor.



GLADES RD. DIVERGING DIAMOND INTERCHANGE

As part of the I-95 Express Project, Phase 3B-2 includes reconfiguration of the Glades Rd. segment to a Diverging Diamond Interchange. This concept allows the two directions of traffic on the crossroad to temporarily divide and cross to the opposite side of the road, providing easier left turns to and from I-95. FDOT construction is expected to be completed in Fall 2022.



LAKE WORTH RD. RESURFACING PROJECT

The first separated bicycle lanes on a Palm Beach County and FDOT-owned roadway are set to break ground later this year! Lake Worth Rd. from Raulerson Dr. to Palm Beach State College will also feature signalized pedestrian and median crossings, widened sidewalks, lighting upgrades and level transit boarding. Construction is expected to be finished in 2025.

Project Highlights



BACKPLATES ON INDIANTOWN RD.

Backplates were installed along Indiantown Road in the Town of Jupiter. This came after the TPA presented its first quarterly pedestrian-bicycle fatal crash analysis report. The report noted sun glare as a potential factor for a fatal crash.



FPL PATHWAY LIGHTING

LED lighting was installed adjacent to the FPL Pathway from La Mancha Ave. south to Lamstein Ln. in the Village of Royal Palm Beach. This route connects residents to Palm Tran, schools, parks, restaurants, offices and more. The TPA's Transportation Alternatives (TA) program helped fund these safety improvements.



AERO CLUB DR. SHARED USE PATH

A more than four mile long shared use path was constructed along Aero Club Dr. from Greenbriar Blvd. to Binks Forest Dr. in the Village of Wellington. With a width of 10 feet, the path provides a safe way for pedestrians and bicyclists to travel in the area. This project was funded through the TA program.



SOUTHERN BLVD. (SR 80) WIDENING

Completed in early 2022, the roadway was widened from four to six lanes with a 12-foot shared use path, bike lanes, lighting, signalization and resurfacing improvements. The project is more than seven miles in length, from west of Lion Country Safari Rd. to Forest Hill Blvd./Crestwood Blvd.



SHARED USE PATH LOWSON BLVD.

A shared use path is being constructed along Lawson Blvd. between Dover Rd. and SE 5th Ave. in the City of Delray Beach. The paths will improve bicycle and pedestrian mobility and safety. The TPA's Local Initiatives (LI) program is partially funding this project and is expected to be completed by Summer 2023.



NORTH SHORE NEIGHBORHOOD IMPROVEMENTS

ADA compliant ramps, sidewalks, enhanced crosswalks and school speed limit signs with flashing beacons and radar speed signs were constructed in the North Shore neighborhood in the City of West Palm Beach. The project area includes two schools, a city park and a connection to the Mangonia Park Tri-Rail station. The TA program partially funded this project.



BOCA RATON BRIGHTLINE STATION

Construction for the Boca Raton Brightline station started in January 2022. The station will offer southern Palm Beach County and northern Broward County commuters a way to go car-free. The station is expected to be completed in Fall 2022, with service beginning in early 2023.



I-95 EXPRESS PHASE 3B-1

Tolled express lanes arrived in southern Palm Beach County this year, with the completion of Phase 3B-1 of the I-95 Express Project. Toll lanes are now extended from south of SW 10th St. to south of Glades Rd. in Broward and Palm Beach counties. The next phase of this project includes the Diverging Diamond Interchange.

Collaborate with Partners

IN FY 2022, WE PLACED A LARGE EMPHASIS ON COLLABORATING WITH PARTNERS - FROM MUNICIPALITIES TO RESIDENTS, ECONOMIC DEVELOPMENT STAKEHOLDERS AND ELECTED OFFICIALS. THROUGHOUT THE YEAR, WE CONDUCTED NEARLY A DOZEN IN-PERSON AND VIRTUAL EVENTS.

9

TPA-led virtual and hybrid workshops on topics from bicycle safety to the Infrastructure Law and Mobility and Economic Development.

11

Representatives from across our county who participated in a Peer Exchange with Miami-Dade Transportation Planning Organization (TPO) to learn about transportation funding practices.

54

Participants in our first Mobility and Economic Development Panel at the TPA, which focused on the growing partnerships between business and transportation entities.

In order to achieve any goals, collaboration must be included in our plans. Whether that be with our 39 local municipalities, Palm Beach County, transportation and mobility partners, residents, businesses or others.

This year, we focused heavily on these efforts. Through several in-person panels and workshops, we were able to educate our partners not only about the TPA's mission, vision and work, but how they can become involved in the transportation planning process. Our Economic Development and Mobility Panel brought together partners including the Business Development Board of Palm Beach County,



TPA Mobility Options video featuring ways to get around Palm Beach County

Circuit, Brightline, West Palm Beach Downtown Development Authority and Related Southeast. Panel participants learned how we plan to work together to create mobility options for those living in and moving to Palm Beach County.

We held our annual Florida Bicycle Month Ride in

downtown West Palm Beach, allowing elected officials, transportation planners and residents to experience the bicycle network first-hand, even testing out BrightBike's new bicycles!

We look forward to building on these partnerships in the coming year, while cultivating new ones.



Administer the Agency

TO ACHIEVE SUCCESS, WE MUST OFFER WAYS FOR OUR STAFF, GOVERNING BOARD AND COMMITTEE MEMBERS TO FLOURISH. THE TPA ENCOURAGES PARTICIPATION IN TRAININGS, CONFERENCES AND WORKSHOPS TO REFINE SKILLS, LEARN NEW INDUSTRY PRACTICES AND INCORPORATE CREATIVE IDEAS TO SOLVE LOCAL CHALLENGES. WE CONTINUE TO PURSUE DISTINGUISHED WORKPLACE DESIGNATIONS - THIS YEAR BEING NAMED A **2022 BEST WORKPLACE FOR COMMUTERS** AND THE FLORIDA BICYCLE ASSOCIATION'S **BICYCLE FRIENDLY BUSINESS OF THE YEAR**.



This year, we made it a goal to modify our committees to support TPA initiatives where necessary. We established an Executive Committee, which supports the agency in discussing the Strategic Plan as well as agency initiatives like the 561 Plan and Vision Zero. We also evaluated how our Bicycle-Trailways-Pedestrian Advisory Committee (BTPAC) could better reflect our ongoing focus on making safety a top priority for our roadways and users in the county. In February, we renamed BTPAC to become the Vision Zero Advisory Committee (VZAC). This group will continue its work to make Palm Beach County a safe place for pedestrians, bicyclists, transit users and drivers.

“The TPA advocates for ongoing training for staff and Board members to strengthen understanding, improve engagement and incorporate new solutions to plan the best transportation network for Palm Beach County.”
- Valerie Neilson
Interim Executive Director

ADMINISTERING THE AGENCY GOES BEYOND OUR STAFF - IT INCLUDES EVERY BOARD AND COMMITTEE MEMBER, TRANSPORTATION PARTNER AND RESIDENT WHO HOLDS AN IMPORTANT STAKE IN PLANNING OUR TRANSPORTATION FOR THE FUTURE.

FY 22 Strategic Plan Report Card

Goals, Actions and Outcomes



GOAL 1

ENGAGE THE PUBLIC

Action	Outcome(s)	Status
A. Promote interactive comment map	Received 186 comments	
B. Expand social media following	4,067 followers as of 6/22/22 Avg. 31,763 impressions/month	
C. Conduct or support outreach events and campaigns	632 respondents 3,198 participants	
D. Increase public awareness of the TPA	44 TPA-related media stories	
E. Present TPA initiatives to partner agencies and groups	23 presentations	



GOAL 2

PLAN THE SYSTEM

Action	Outcome(s)	Status
A. Refine countywide mobility vision and funding plan	Refining transit projects Drafting LRTP scope	
B. Commence multimodal studies on transit plan corridors	Tri-Rail Coastal Link, Okeechobee Blvd. & SR 7, US 1 & Lake Worth Beach CS	
C. Conduct pedestrian and bicycle safety field reviews	5 locations	
D. Implement and update Vision Zero Action Plan	Updated Action Plan adopted	
E. Update Complete Streets Design Guidelines	Work order issued 12/21	
F. Analyze impacts of pandemic on current and future travel patterns	Report published 12/21	



GOAL 3

PRIORITIZE FUNDING

Action	Outcome(s)	Status
A. Create State Road Modifications (SRM) scoring system	Board adopted policy 11/21	
B. Support applications for discretionary grants	Supported 12 applications	
C. Establish application process for safety projects	Integrated safety scoring in SRM	
D. Advocate for TPA adopted legislative and policy positions	MPOAC Leg. Priorities and Policy Positions adopted May 2022	



GOAL 4

IMPLEMENT PROJECTS

Action	Outcome(s)	Status
A. Engage stakeholders in FDOT, County and City project reviews to promote TPA vision and priorities and consider local preferences	Engaged stakeholders and reviewed 64 projects	
B. Publish annual system report card	Presented report card in February and March 2021	
C. Support accelerated project delivery by partner agencies	I-95 at PGA Blvd. and private local bus operating assistance	
D. Monitor the collection and use of SCETS tax revenue, managed lane revenue, and construction funds allocated for plant materials per s. 334.044(26), F.S.	Report in TIP document to be adopted June 2022	



GOAL 5

COLLABORATE WITH PARTNERS

Action	Outcome(s)	Status
A. Assist local governments with transportation and mobility studies & plans	Assisted with 3 active local studies	
B. Conduct events on topics of interest	Conducted 11 events	
C. Create mobility options video	Video completed June 2022	
D. Facilitate discussion of LRTP projects and their inclusion in local comprehensive plans	Collecting comprehensive plans and starting outreach for LRTP	



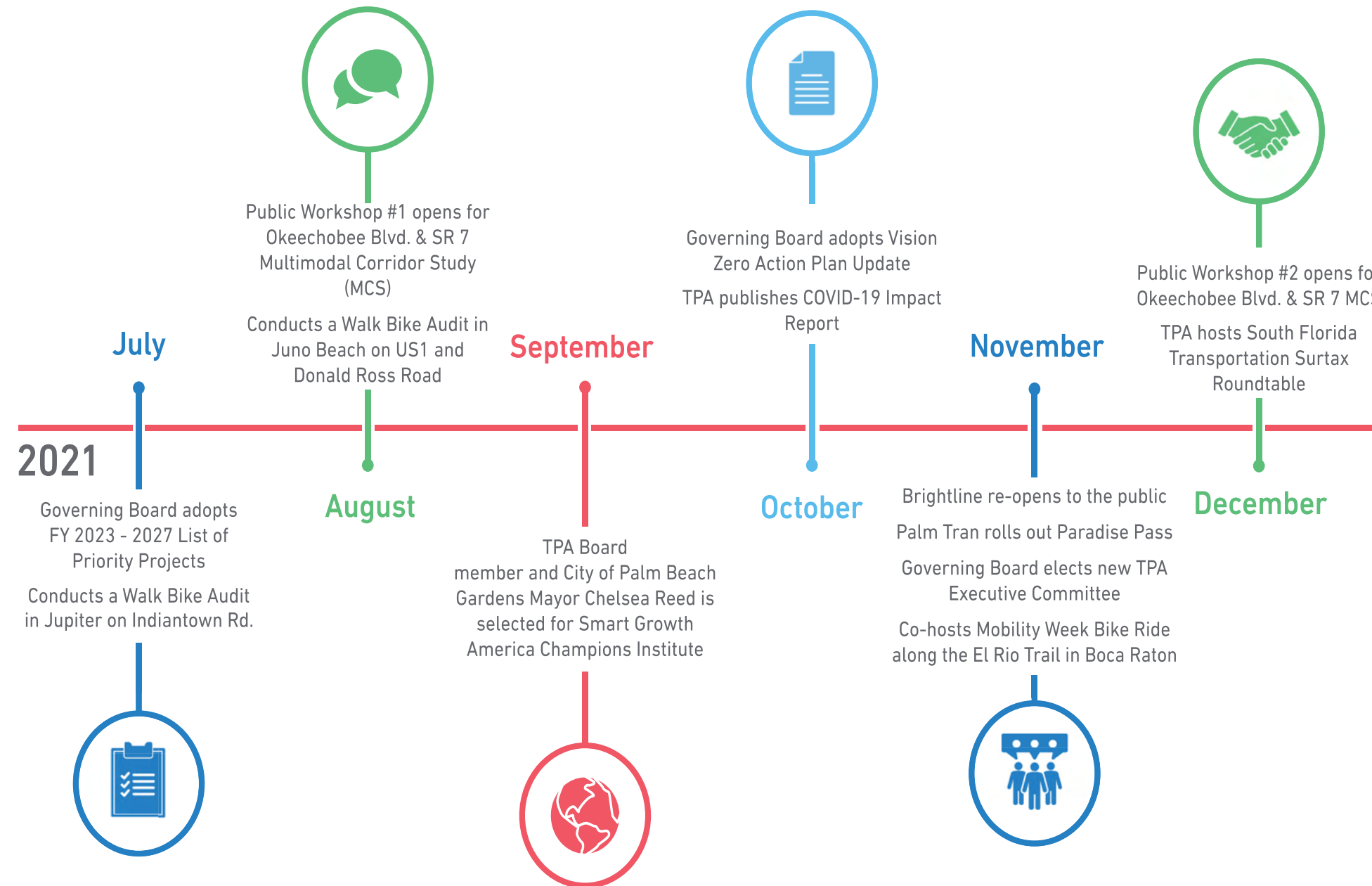
GOAL 6

ADMINISTER THE AGENCY

Action	Outcome(s)	Status
A. Provide board member and staff training (MPOAC Institute, national conferences, local workshops)	Provided >60 trainings	
B. Modify TPA Committees to support TPA initiatives	Vision Zero Advisory Committee approved in February 2022	
C. Pursue distinguished workplace designations	1 designation	
D. Provide quarterly financial summaries and audited Comprehensive Annual Financial Report (CAFR)	Provided quarterly reports CAFR to be completed by 6/22	
E. Provide Strategic Plan report	Provided annual report card	

MET | IN PROCESS | NOT MET

Fiscal Year 2022 Timeline



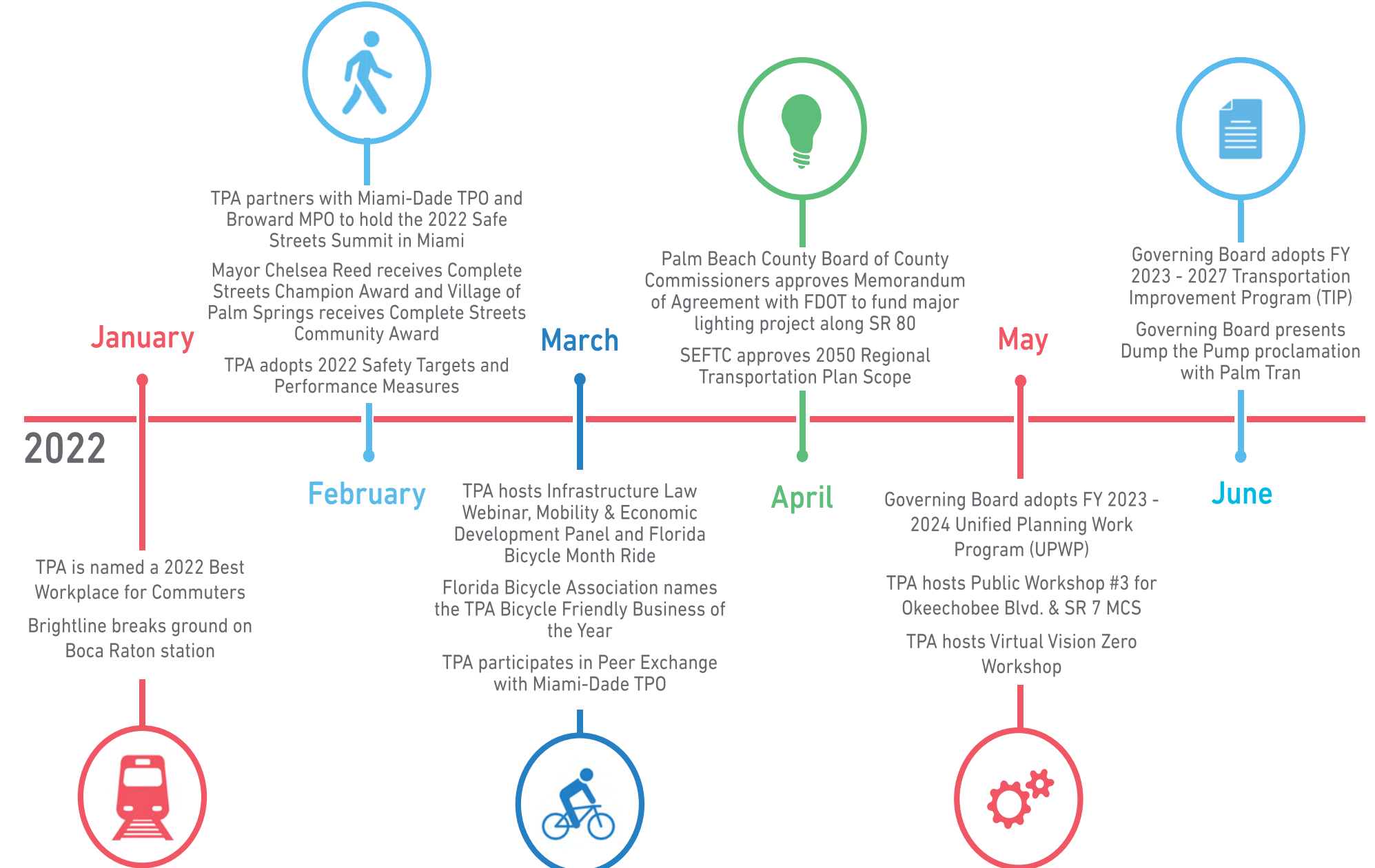
The TPA is grateful to our partners who help us advance our vision and made these accomplishments possible

- Brightline
- Business Development Board

- Economic Council
- Federal Highway Administration
- Federal Railroad Administration
- Federal Transit Administration

- Florida Department of Transportation
- Florida Metropolitan Planning Organization Advisory Council
- Palm Beach County
- School District of Palm Beach County

- Palm Beach County's 39 Municipalities
- Palm Beach County Airports
- Palm Tran
- Port of Palm Beach
- Southeast Florida Transportation Council
- Tri-Rail



Palm Beach TPA Team



Valerie Neilson
Interim Executive
Director

Andrew Uhler
Deputy Director of
Program Development

Melissa Murray
Public Relations
Director

Matthew Komma
Chief Financial
Officer

Jason Price
Lead Planner
TIP Coordinator

Cassidy Sparks
Public Relations
Specialist

Alaura Hart
Procurement & Grants
Coordinator

Grég Gabriel
Lead Planner
Transit Coordinator

Margarita Pierce
Executive Administrator

Valentina Facuse
Planner I
Multimodal Development

Amanda K. Williams
Executive Secretary

301 Datura Street
West Palm Beach, FL 33401

Connect with Us
PalmBeachTPA.org



@PalmBeachTPA