



TECHNICAL ADVISORY COMMITTEE (TAC) AGENDA

DATE: **Wednesday, March 2, 2022**
TIME: **9:00 a.m.**
PLACE: **301 Datura Street, West Palm Beach, FL 33401**

Attendees may not enter the TPA workplace if in the previous 5 days, they have tested positive for COVID-19, exhibited symptoms of COVID-19, or been in close contact with someone with COVID-19 and are unvaccinated.

To promote awareness of multimodal options for in-person attendance, a map of transportation facilities and services around the TPA Office is provided on page 3.

Members of the public can also join the meeting virtually in the following ways:

- Via Zoom app using Webinar ID: 821-5876-4748 and Password: 333664
- Via web browser at PalmBeachTPA.org/TAC02MAR2022
- Via phone at 1-646-558-8656 using the above Webinar ID and Password
- View a live simulcast at PalmBeachTPA.org/LIVE

For assistance joining the virtual meeting, call 561-725-0800 or e-mail info@PalmBeachTPA.org.

1. REGULAR ITEMS

- A. Call to Order and Roll Call
- B. Modifications to the Agenda
- C. MOTION TO APPROVE Minutes for February 2, 2022
- D. General Public Comments and Public Comments on Agenda Items

Members of the public are invited to offer general comments and/or comments or questions on specific agenda items as follows:

- A written document, comment and/or question may be submitted at PalmBeachTPA.org/TAC-comment at any time prior to the commencement of the relevant agenda item.
- A verbal comment may be provided by a virtual attendee using the raise hand feature in the Zoom platform.
- A verbal comment may be provided by an in-person attendee submitting a comment card available at the welcome table.

Note that the Chair may limit comments to 3 minutes or less depending on meeting attendance.

- E. Comments from the Chair and Member Comments
- F. TAC Liaison's Report

2. ACTION ITEMS

A. MOTION TO RECOMMEND ADOPTION of 2022 Legislative and Policy Positions

The attached draft 2022 Legislative and Policy Positions were consolidated from the TPA and regional long range transportation plans, the TPA's Vision Zero Action Plan, and positions taken from the Florida Metropolitan Planning Organization Advisory Council (MPOAC) and other partner MPOs.

3. INFORMATION ITEMS

A. Draft Fiscal Year (FY) 23-24 Unified Planning Work Program (UPWP)

TPA staff will present the attached draft FY 23-24 UPWP, the 2-year business plan and budget for the agency covering a period of July 1, 2022 to June 30, 2024. The UPWP serves as the TPA's application for federal planning funds and includes a description of the planning work, deliverables, timeframes, and source and amount of funding requested. Final adoption is scheduled for May 19, 2022.

4. ADMINISTRATIVE ITEMS

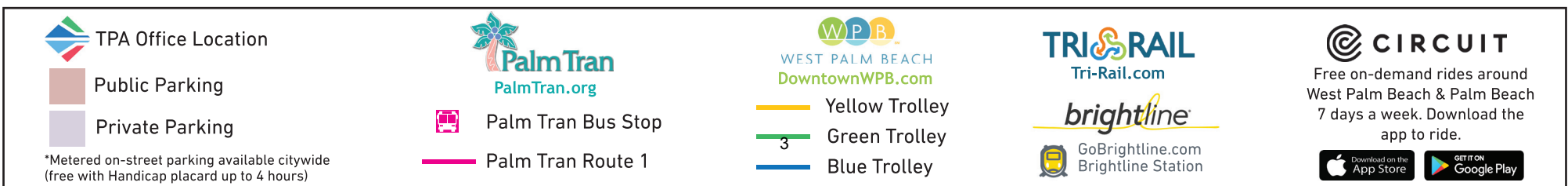
A. Governing Board Summary Points – February 17, 2022

B. FDOT Scheduling Report – March 2022

C. Ped/Bike Quarterly Fatal Crash Analysis (October 1 to December 31, 2021)

D. Next Meeting – **April 6, 2022**

E. Adjournment



CHAIR

Kara Ferris

City of Greenacres

Jim Bell

City of Boca Raton - Planning

Alternate: Tamashbeen Rahman

Vacant

City of Boca Raton - Traffic

Alternate: Quan Yuan

Gary Dunmyer

City of Boynton Beach

Alternate: Amanda Radigan

Richard Pereira

City of Delray Beach

Alternate: Cynthia Fuentes

Kenny Wilson

FL Department of Health – Environ./Air Pollution

Alternate: Janelle St. Ange

Vacant

Town of Jupiter - Engineering

Alternate: Chang-Jen Lan

Jamie Brown

City of Lake Worth Beach – Public Services

Alternate: Felipe Lofaso

Natalie Crowley

City of Palm Beach Gardens

Alternates: Michael Morrow & Peter Hofheinz

Kim Glas-Castro

Village of Palm Springs

Alternate: Iramis Cabrera

Gary M. Sypek

Palm Beach County - Airports

Alternate: Wil Hicks

Bryan Davis

Palm Beach County - Planning

Alternate: Jorge Perez

VICE CHAIR

Motasem Al-Turk

Palm Beach County - Engineering

Alternate: Melissa Ackert

Levi McCollum

Palm Tran

Alternate: Anna Bielawska

Aaron Hoffman

Port of Palm Beach

Alternate: Carl Baker

Terrence Bailey

City of Riviera Beach

Christopher Marsh

Village of Royal Palm Beach

Alternate: Bradford O'Brien

Joyce Cai

School District of Palm Beach County

Loraine Cargill

South Florida Regional Transportation Authority

Alternate: Vicki Gatanis

Kim DeLaney

Treasure Coast Regional Planning Council

Alternate: Thomas Lanahan

Michael O'Dell

Village of Wellington

Alternate: Jonathan Reinsvold

Alex Hansen

City of West Palm Beach – Planning

Xavier Falconi

City of West Palm Beach – Engineering

Alternate: Valerio Oricchio

John Krane

Florida Department of Transportation

Non-Voting Advisory Member

Alternates: Marsha Taylor & Christine Fasiska

NOTICE

In accordance with Section 286.0105, *F.S.*, if a person decides to appeal any decision made by the board, agency, or commission with respect to any matter considered at such meeting or hearing, they will need a record of the proceedings, and that, for such purposes, they may need to ensure that a verbatim record of the proceedings is made, which record includes the testimony and evidence upon which the appeal is to be based.

Public participation is solicited without regard to race, color, national origin, age, sex, religion, disability or family status. Persons who require a printed copy of the agenda package, require special accommodations under the Americans with Disabilities Act or require translation services for a meeting (free of charge) must call 561-725-0800 or email Info@PalmBeachTPA.org at least five business days in advance. Hearing impaired individuals are requested to telephone the Florida Relay System at #711.



PALM BEACH Transportation Planning Agency

1.C

OFFICIAL MEETING MINUTES OF THE TECHNICAL ADVISORY COMMITTEE (TAC)

Wednesday, February 2, 2022

301 Datura Street, West Palm Beach, FL 33401
Meeting was also conducted virtually via Zoom.

*These minutes are a summary of the meeting events and may not reflect all discussion that occurred.
PDF versions of the agenda, backup material and presentations as well as audio recordings are available for review at
PalmBeachTPA.org/TAC*

1. REGULAR ITEMS

1.A. Call to Order and Roll Call

CHAIR FERRIS called the meeting to order at 9:03 a.m. and provided an overview of the virtual meeting procedures.

The Recording Secretary called the roll. A quorum was present in-person as depicted in the table below.

Member	Roll Call	Member	Roll Call	Member	Roll Call	Member	Roll Call
Bell	P	Brown	P	Hoffman	A	O'Dell	P
Tejera	P	Crowley	P	Bailey	A	Hansen	P
Dunmyer	A	Cabrera (Alt)	P	Marsh	A	Falconi	P
Pereira	P	Hicks (Alt)	P	Cai	A	Krane	P
Wilson	P	Perez (Alt)	P	Gatanis (Alt)	P	Al-Turk	A
Driscoll	A	Bielawska (Alt)	P	DeLaney	A	Ferris	P

P = Present A = Absent

1.B. Modifications to the Agenda

There were no modifications made to the published agenda.

The Recording Secretary stated the following members requested permission to participate remotely: Melissa Ackert due to the County still limiting in-person meeting allowance, Joyce Cai due to staff shortages at the School District, and Terrence Bailey due to the City limiting in-person meeting allowance.

There were no objections to their virtual participation and the members were permitted to join the meeting.

1.C. APPROVED Modified Minutes for December 1, 2021

Bryan Davis requested a change via e-mail to include the following under Action Item 2.C:

“BRYAN DAVIS noted the existing/identified ultimate rights-of-way may be inadequate as they did not anticipate, nor do they accommodate complete streets, and this will be an ongoing topic for all to deal with.

JOHN KRANE acknowledged Bryan’s observation and agreed that it was a significant issue.”

MOTION to approve the Modified Minutes made by Maria Tejera, seconded by Alex Hansen, and carried unanimously 18-0 as depicted in the table below.

Member	Vote	Member	Vote	Member	Vote	Member	Vote
Bell	Y	Brown	Y	Hoffman	A	O’Dell	Y
Tejera	Y	Crowley	Y	Bailey	Y	Hansen	Y
Dunmyer	A	Cabrera (Alt)	Y	Marsh	A	Falconi	Y
Pereira	Y	Hicks (Alt)	Y	Cai	Y	Ackert (Alt)	Y
Wilson	Y	Perez (Alt)	Y	Gatanis (Alt)	Y	Ferris	Y
Driscoll	A	Bielawska (Alt)	Y	DeLaney	A		

Y = Yes N = No A = Absent ABST = Abstain

1.D. General Public Comments and Public Comments on Agenda Items

There were no general public comments received.

1.E. Comments from the Chair and Member Comments

CHAIR FERRIS encouraged members to take advantage of the TAC Liaison agenda review meetings staff offers to discuss areas of concern or to receive additional information prior to the meeting.

1.F. TAC Liaison’s Report

CONOR CAMPOBASSO reviewed key items from the Liaison’s Report. The full report can be viewed at PalmBeachTPA.org/TAC.

Christopher Marsh, Kim DeLaney and Chang-Jen Lan joined the meeting in-person.

CONOR also congratulated the City of Delray Beach for adopting a Vision Zero resolution during their meeting on February 1. Furthermore, he noted the Florida Department of Transportation (FDOT) sent out a list of potential roadway resurfacing projects for Fiscal Year (FY) 2027 and is seeking input for affected municipalities.

2. ACTION ITEMS**2.A. RECOMMENDED ADOPTION: Amendment #3 to the TPA’s FY 22-26 Transportation Improvement Program (TIP)**

JASON PRICE provided a PowerPoint presentation that can be viewed at PalmBeachTPA.org/TAC. Jason stated the TIP is the TPA’s five-year funding program for transportation projects in Palm Beach County. The requested amendments included:

- Delete project - Indiantown Rd from US-1 to A1A (#4415721)
- Add new project - I-95 wrong way detection systems (#4495201)
- Add new projects with FTA 5310 Operating Assistance
 - Mae Volen Center – Operation funds for fixed route service (#4502781)
 - Mae Volen Center – Purchase vehicle (#4504521)

- Mae Volen Center – Operating funds for fixed route service (#4504531)
- Mae Volen Center – Operating funds for fixed route service (#4504751)
- Mactown, Inc – Operating funds for fixed route service (#4504971)

There were no public comments on this item.

Gary Dunmyer joined the meeting in-person.

Member discussion ensued on the Indiantown Road project and potential locations for future wrong way detection systems.

MOTION to Recommend Adoption of Amendment #3 to the TPA's FY 22-26 TIP as presented made by Vicki Gatanis, seconded by Anna Bielawska, and carried unanimously 22-0 as depicted in the table below.

Member	Vote	Member	Vote	Member	Vote	Member	Vote
Bell	Y	Brown	Y	Hoffman	A	O'Dell	Y
Tejera	Y	Crowley	Y	Bailey	Y	Hansen	Y
Dunmyer	Y	Cabrera (Alt)	Y	Marsh	Y	Falconi	Y
Pereira	Y	Hicks (Alt)	Y	Cai	Y	Ackert (Alt)	Y
Wilson	Y	Perez (Alt)	Y	Gatanis (Alt)	Y	Ferris	Y
Lan (Alt)	Y	Bielawska (Alt)	Y	DeLaney	Y		

Y = Yes N = No A = Absent ABST = Abstain

2.B. RECOMMENDED ADOPTION of 2022 Safety Targets

ANDREW UHLIR, TPA Deputy Director of Program Development, provided a PowerPoint presentation that can be viewed at PalmBeachTPA.org/TAC. Andrew stated pursuant Federal Highway Administration (FHWA) and Federal Transit Administration (FTA) performance measure implementation requirements, the TPA is required to establish roadway and transit Safety Targets annually. The TPA has the option to support the roadway safety targets adopted by the State and the transit safety targets adopted by the local transit operator or to establish its own targets. Andrew noted that for the past three years, the TPA Board has adopted the State's roadway safety targets of zero (0) traffic-related fatalities and serious injuries. TPA staff recommended adoption of the State's roadway safety targets and the established Palm Tran transit safety targets.

There were no public comments on this item.

Member discussion ensued on the data presented related to population increase and vehicle miles traveled (VMT), set/moving target for transit safety targets, potential for target setting of trolleys, data related to severity of injuries, and improving the presentation to represent data clearer on fatalities and serious injuries data.

Richard Pereira left the meeting.

CHRISTIAN LONDONO, Palm Tran Manager of Performance Management, clarified the data presented are submitted annually to FTA through the National Transit Database and for 2022 are higher targets than the actual performance in 2021. He provided an explanation behind why the targets were selected and noted they will continue to monitor as Palm Tran returns to normalized service.

Further member discussion ensued on the Vision Zero metric not being an attainable goal and how that goal is measured over time, future safety planning to meet the Vision Zero goal, and the potential to add moving targets.

Several members voiced concern regarding the transit safety targets presented and a lengthy discussion ensued regarding the methodology Palm Tran used to reach their targets, concerns with

the targets being higher than the prior year, potential for moving averages, and the possibility of the TAC moving forward with the 2022 Safety Targets less Palm Tran's transit safety targets.

CHANG-JEN LAN noted he was in opposition of the proposed motion due to suggesting a moving average and not using an objective target.

MOTION to Recommend Adoption of 2022 Safety Targets less Palm Tran's transit safety targets with a request for the data to be presented in 3 & 5-year moving averages, and for Palm Tran to reevaluate how their data is presented made by Maria Tejera, seconded by Kim DeLaney, and carried 20-1 as depicted in the table below.

CHANG-JEN LAN dissented due to opposition with the motion requesting to utilize moving averages and not an objective target.

Member	Vote	Member	Vote	Member	Vote	Member	Vote
Bell	Y	Brown	Y	Hoffman	A	O'Dell	Y
Tejera	Y	Crowley	Y	Bailey	Y	Hansen	Y
Dunmyer	Y	Cabrera (Alt)	Y	Marsh	Y	Falconi	Y
Pereira	A	Hicks (Alt)	Y	Cai	Y	Ackert (Alt)	Y
Wilson	Y	Perez (Alt)	Y	Gatanis (Alt)	Y	Ferris	Y
Lan (Alt)	N	Bielawska (Alt)	Y	DeLaney	Y		

Y = Yes N = No A = Absent ABST = Abstain

3. INFORMATION ITEMS

3.A. **DISCUSSED**: Performance Measures Dashboard

JASON PRICE provided a PowerPoint presentation that can be viewed at PalmBeachTPA.org/TAC. Jason summarized highlights from the TPA's 2021 Performance Measure Report Card, including the adoption of Federal measures and targets. He noted many performance measures were impacted by the COVID-19 pandemic, due to changes in traffic patterns. The full Report Card can be viewed at PalmBeachTPA.org/PM.

There were no public comments or member discussion on this item.

3.B. **DISCUSSED**: Florida Bicycle Month

ALYSSA FRANK, TPA Pedestrian & Bicycle Coordinator, provided a PowerPoint presentation that can be viewed at PalmBeachTPA.org/TAC. Alyssa highlighted events that will occur in March for Florida Bicycle Month. She encouraged local municipalities to adopt a proclamation in celebration of Florida Bicycle Month to bring awareness and support for bicycling in their community. A calendar of bicycle month activities is available at WalkBikePalmBeach.org.

There were no public comments or member discussion on this item.

4. ADMINISTRATIVE ITEMS

4.A. **Governing Board Summary Points – December 16, 2021**

There was no discussion on this item.

4.B. **FDOT Scheduling Report – February 2022**

There was no discussion on this item.

4.C. **2022 TPA Meeting Dates**

The Recording Secretary noted the 2022 meeting dates were adopted during the TPA Board's December meeting and any requested changes would need to go to them for approval. It was also noted that the October meeting was moved in observance of the affected Jewish holidays.

4.D. Next Meeting – March 2, 2022

4.E. Adjournment

There being no further business the meeting was adjourned at 10:53 a.m.

This signature is to attest that the undersigned is the Chair, or a designated nominee, of the Technical Advisory Committee and that information provided herein is the true and correct Minutes for the February 2, 2022, meeting of the Technical Advisory Committee, dated this 2nd day of March 2022.

Kara Ferris
TAC Chair

EXHIBIT A

TAC Member Attendance Record

REPRESENTATIVE/Alternate Agency Name	Mar '21	Apr '21	May '21	Jun '21	Jul '21	Aug '21	Sep '21	Oct '21	Nov '21	Dec '21	Jan '22	Feb '22
CHAIR KARA FERRIS City of Greenacres - Planning & Engineering	P	P	P	P	P	No Meeting Held – Scheduled Break	P	P	No Meeting Held – Scheduled Break	P	No Meeting Held – Scheduled Break	P
VICE CHAIR MOTASEM AL-TURK/Melissa Ackert PBC Engineering	P	P	ALT	P	P		ALT	P		P		ALT
JAMES BELL/Tamashbeen Rahman City of Boca Raton - Planning	P	P	P	P	P		P	P		P		P
MARIA TEJERA/Quan Yuan City of Boca Raton - Engineering	P	E	P	P	P		P	P		P		P
GARY DUNMYER/Amanda Radigan City of Boynton Beach - Public Works & Eng.	ALT	ALT	*P	P	P		ALT	P		P		P
RICHARD PEREIRA/Cynthia Fuentes City of Delray Beach	P	P	P	P	P		P	P		P		P
KENNY WILSON/Janelle St. Ange PBC Health Department - Environ/Air Pollution	P	P	P	P	A		P	P		P		P
THOMAS DRISCOLL/Chang-Jen Lan Town of Jupiter- Engineering	ALT	ALT	P	ALT	ALT		ALT	ALT		ALT		ALT
JAMIE BROWN/Felipe LoFaso City of Lake Worth - Public Services	P	P	P	P	P		P	P		P		P
NATALIE CROWLEY/Michael Morrow/Peter Hofheinz City of Palm Beach Gardens - Planning	P	ALT	P	ALT	ALT		P	ALT		P		P
KIM GLAS-CASTRO/Iramis Cabrera Village of Palm Springs	ALT	ALT	*ALT	P	ALT		ALT	ALT		ALT		ALT
GARY SYPEK/Wil Hicks PBC Airports Department - Planning	ALT	ALT	ALT	ALT	ALT		ALT	ALT		P		ALT
BRYAN DAVIS/Jorge Perez PBC Planning, Zoning & Building	P	P	ALT	P	P		P	P		P		ALT
LEVI MCCULLOM/Anna Bielawska Palm Tran	ALT	ALT	ALT	ALT	ALT		ALT	ALT		P		ALT
AARON HOFFMAN/Carl Baker Port of Palm Beach	ALT	P	P	P	P		P	P		P		E
TERRENCE BAILEY City of Riviera Beach – Community Dev.	P	P	A	A	P		P	P		P		P
CHRISTOPHER MARSH/Bradford O'Brien Village of Royal Palm Beach	ALT	ALT	P	P	A		P	P		P		P
JOYCE CAI School District of Palm Beach County	P	ALT	ALT	ALT	ALT		*P	P		P		P
LORAIN CARGILL/Vicki Gatanis South Florida Regional Transportation Authority	ALT	ALT	ALT	ALT	ALT		E	ALT		A		ALT
KIM DELANEY/Thomas Lanahan Treasure Coast Regional Planning Council	P	P	P	P	P		P	P		P		P
MICHAEL O'DELL/Patrick Barthelemy Village of Wellington	P	P	P	P	P		ALT	ALT		E		P
ALEX HANSEN City of West Palm Beach - Planning	P	P	P	P	P		P	P		P		P
XAVIER FALCONI/Valerio Oricchio City of West Palm Beach - Engineering	ALT	ALT	*P	P	P		P	ALT		P		*p
JOHN KRANE/Marsha Taylor/Christine Fasiska Florida Department of Transportation <i>Non-Voting Advisory Member</i>	P	P	P	ALT	P		P	P		P		P

P = Member Present

Alt = Alternate Present

E = Excused Absence

A = Unexcused Absence

*New Appointment

- = Member not assigned

EXHIBIT A (cont'd)

OTHERS PRESENT

Marsha Taylor
Victoria Williams
David Wiloch
Conor Campobasso
Margarita Pierce
Jason Price
Valerie Neilson
Andrew Uhlir
Cassidy Sparks
Amanda Williams
Chris Londono

REPRESENTING

FDOT
Florida's Turnpike Enterprise
Palm Beach County Planning
Palm Beach TPA
Palm Beach TPA
Palm Beach TPA
Palm Beach TPA
Palm Beach TPA
Palm Beach TPA
Palm Beach TPA
Palm Tran

The Palm Beach TPA collaboratively plans, prioritizes, and funds the transportation system of Palm Beach County and supports the following actions consistent with its vision.

SAFE

1. Change state and/or federal law to:
 - a. Regulate distracted driving¹ and failure to obey crossing guards as primary offenses,
 - b. Allow automated speed enforcement/citations²,
 - c. Require helmets for all bicyclists³, scooters and motorcyclists⁴, and
 - d. Mandate adaptive cruise control, lane assistance, and collision avoidance systems on new vehicles⁵.
2. Enhance education to include:
 - a. Annual pedestrian and bicycle safety curriculum in Elementary and Middle Schools⁶,
 - b. Driver education⁷ curriculum in High School, and
 - c. Knowledge of pedestrian, bicycle, and motorcycle laws to obtain a driver's license⁸ and to renew it every 5 years, and
 - d. Roadway safety information distributed to rental car companies for customers.
3. Revise state and local roadway design standards based on context classification, including setting a target speed based on context instead of existing speeds⁹ and establishing context-based criteria for installation of vehicle or pedestrian crossing treatments at mid-block and unsignalized locations.

EFFICIENT

4. Provide funding to advance autonomous¹⁰, connected, and electric vehicles¹¹ and infrastructure.
5. Allow MPOs within large, urbanized areas to directly receive federal transportation funds or to swap federal and state funds to maximize efficient delivery of transportation projects on local facilities¹².

CONNECTED

6. Promote complementary land use patterns¹³ around existing and future high-capacity transit routes.
7. Use existing maintenance funding and pursue additional funding to reconstruct roadways with enhanced pedestrian, bicycle, and transit facilities, especially near high-capacity transit hubs¹⁴.

MULTIMODAL

8. Advance a regionally connected, high-capacity and efficient transit system to support anticipated growth and long-term mobility¹⁵.
9. Increase flexibility within existing state transportation programs to allow the funding of high-capacity transit investments and supporting infrastructure¹⁶.
10. Allow Strategic Intermodal System (SIS) funds to be used on roads, transit, and other transportation facilities not designated on the SIS if the improvement will enhance mobility or support freight transportation on the SIS.
11. Seek additional funding sources at all levels to build, operate, and maintain high-capacity transit¹⁷.



REFERENCES

- ¹ Blenner, J. A. (2021, November). *Countermeasures that work – Distracted driving* (Traffic Tech. Report No. DOT HS 813 192). National Highway Traffic Safety Administration.
- ² Jeleniewski, S. A. (2021, November). *Countermeasures that work: Speeding and speed management* (Traffic Tech. Report No. DOT HS 813 204). National Highway Traffic Safety Administration.
- ³ Office of Behavioral Safety Research. (2021, November). *Countermeasures that work – Bicyclists* (Traffic Tech. Report No. DOT HS 813 131). National Highway Traffic Safety Administration.
- ⁴ Wochinger, Kathryn. (2021, November). *Countermeasures that work: Motorcyclists* (Traffic Tech. Report No. DOT HS 813 173). National Highway Traffic Safety Administration.
- ⁵ Florida Department of Transportation – Office of Policy Planning. (2018, May). *Guidance for Assessing Planning Impacts and Opportunities of Automated, Connected, Electric, and Shared-Use Vehicles*. Florida Department of Transportation. <http://floridatransportationplan.com/resources.htm>.
- ⁶ Office of Behavioral Safety Research. (2021, November). *Countermeasures that work – Pedestrians* (Traffic Tech. Report No. DOT HS 813 187). National Highway Traffic Safety Administration.
- ⁷ National Highway Traffic Safety Administration. (2020). *Countermeasures that work: A Highway Safety Countermeasure Guide for State Highway Safety Offices, 10th Edition*. National Highway Traffic Safety Administration. https://www.nhtsa.gov/sites/nhtsa.gov/files/2021-09/Countermeasures-10th_080621_v5_tag.pdf.
- ⁸ Brookshire, K., Sandt, L., Sundstrom, C., Thomas, L., & Blomberg, R. (2016, April). *Advancing pedestrian and bicyclist safety: A primer for highway safety professionals* (Report No. DOT HS 812 258). Washington, DC: National Highway Traffic Safety Administration.
- ⁹ Jeleniewski, S. A. (2021, November). *Countermeasures that work: Speeding and speed management* (Traffic Tech. Report No. DOT HS 813 204). National Highway Traffic Safety Administration.
- ¹⁰ National Highway Traffic Safety Administration. (2017). *Automated Driving Systems 2.0: A Vision for Safety*. National Highway Traffic Safety Administration. https://www.nhtsa.gov/sites/nhtsa.gov/files/documents/13069a-ads2.0_090617_v9a_tag.pdf.
- ¹¹ Florida Department of Transportation. (2021). *Electric Vehicle Infrastructure Master Plan*. Florida Department of Transportation. <https://fdotwww.blob.core.windows.net/sitefinity/docs/default-source/planning/fto/fdotevmp.pdf>.
- ¹² BATIC Institute. (2021). *Federal Funds Swap Programs*. BATIC Institute. http://www.financingtransportation.org/pdf/events/webinar_federal_funds_swap_programs_031021.pdf.
- ¹³ Southeast Florida Transportation Council 2045 Regional Transportation Policies. movefloridaforward.org.
- ¹⁴ Southeast Florida Transportation Council 2045 Regional Transportation Policies. movefloridaforward.org.
- ¹⁵ Southeast Florida Transportation Council 2045 Regional Transportation Policies. movefloridaforward.org.
- ¹⁶ Southeast Florida Transportation Council 2045 Regional Transportation Policies. movefloridaforward.org.
- ¹⁷ Southeast Florida Transportation Council 2045 Regional Transportation Policies. movefloridaforward.org.

FY 2023 & FY 2024

UNIFIED PLANNING WORK PROGRAM



PALM BEACH
Transportation
Planning Agency

DRAFT

 PalmBeachTPA.org/UPWP

301 Datura Street
West Palm Beach, FL 33401

CFDA Numbers

20.205 – Highway Planning and Construction

20.505 – Federal Transit Technical Studies Grant
(Metropolitan Planning)

FAP No. 0097-058-M

FM (FPN) No. 439325-4-14-01

FM (FPN) No. 439325-4-14-02

FM (FPN) No. 413735-3-14-01



Unified Planning Work Program for Transportation Planning Activities

Fiscal Years 2023 and 2024
Period of July 1, 2022 to June 30, 2024

Approved by the Palm Beach Transportation Planning Agency on
[Month Date](#), 2022

Robert S. Weinroth, Palm Beach County Mayor
TPA Chair

This report was prepared in cooperation with our funding partners including United States Department of Transportation, Federal Highway Administration, Federal Transit Administration, Florida Department of Transportation, Florida Commission on Transportation Disadvantaged, Palm Beach County and in coordination with other participating governments.

Public participation is solicited without regard to race, color, national origin, age, sex, religion, disability, or family status. Persons who require special accommodations under the American with Disabilities Act or translation services, free of charge, or for complaints, questions, or concerns about civil rights, please contact the Palm Beach TPA at 561-725-0800 or email Info@PalmBeachTPA.org. Hearing impaired individuals are requested to telephone the Florida Relay System at #711.

FDOT D4 Cost Analysis Certification

DRAFT

TABLE OF CONTENTS

Introduction.....	1
Transportation Planning Activities	1
Planning Area	3
Planning Priorities, Emphasis Areas, and Factors.....	4
Public Participation Process	7
Organization and Management	8
Required Certification Statements and Assurances.....	9
Available Funding	10
Required Activities.....	11
Task 1. Engage the Public.....	12
Task 2. Plan the System – Short Range	14
Task 3. Plan the System – Long Range	17
Task 4. Prioritize Funding.....	19
Task 5. Implement Projects	21
Task 6. Collaborate with Partners	23
Task 7. Administer the Agency	25
Task 8. Transfers to Other Agencies	28
Task 9. Agency Expenditures with Local Funds	31

LIST OF FIGURES

Figure 1. Palm Beach TPA Planning Area	3
Figure 2. Required Activities.....	11

LIST OF TABLES

Table 1. State Planning Emphasis Areas Matrix	5
Table 2. Federal Planning Factors Matrix	6
Table 3. Available Funding Sources	10
Table 4. Task 1 Activities for Fiscal Years 2023 and 2024.....	12
Table 5. Task 1 Budget for Fiscal Years 2023 and 2024.....	13
Table 6. Task 2 Activities for Fiscal Years 2023 and 2024.....	15
Table 7. Task 2 Budget for Fiscal Years 2023 and 2024.....	16

Table 8. Task 3 Activities for Fiscal Years 2023 and 2024	17
Table 9. Task 3 Budget for Fiscal Years 2023 and 2024.....	18
Table 10. Task 4 Activities for Fiscal Years 2023 and 2024.....	19
Table 11. Task 4 Budget for Fiscal Years 2023 and 2024	20
Table 12. Task 5 Activities for Fiscal Years 2023 and 2024.....	21
Table 13. Task 5 Budget for Fiscal Years 2023 and 2024	22
Table 14. Task 6 Activities for Fiscal Years 2023 and 2024.....	23
Table 15. Task 6 Budget for Fiscal Years 2023 and 2024	24
Table 16. Task 7 Activities for Fiscal Years 2023 and 2024.....	25
Table 17. Task 7 Budget for Fiscal Years 2023 and 2024	27
Table 18. Task 8 Activities for Fiscal Years 2023 and 2024.....	28
Table 19. Task 8 Budget for Fiscal Years 2023 and 2024	29
Table 20. Funding Sources for Task 8 with Partner Agencies.....	30
Table 21. Task 9 Activities for Fiscal Years 2023 and 2024.....	31
Table 22. Task 9 Budget for Fiscal Years 2023 and 2024	32

APPENDICES

Appendix A – Acronyms

Appendix B – Resolution Adopting the FYs 2023 and 2024 UPWP

Appendix C – Budget Summary

Appendix D – Map of Urbanized Area

Appendix E – UPWP Statements, Assurances and Policies

Appendix F – FDOT D4 Planning Activities

Appendix G – Comments and Responses

INTRODUCTION

The Palm Beach MPO, doing business as the Palm Beach Transportation Planning Agency (TPA), administers the federally mandated transportation planning process for all of Palm Beach County. The TPA is part of a larger South Florida urbanized area referred to as the Miami FL Urbanized Area (UZA) that also includes the Miami-Dade Transportation Planning Organization (TPO) and the Broward MPO.

The Unified Planning Work Program (UPWP) is the TPA's plan of operations and budget which identifies the agency's transportation planning activities for the two-year period starting July 1, 2022 through June 30, 2024. The UPWP is approved by the TPA Governing Board via resolution dated [Month Date](#), 2022, signed by Palm Beach TPA Chair is available in **Appendix B**. The UPWP is guided by the TPA's vision of a safe, efficient, connected and multimodal transportation system. The UPWP includes a description of planning work and resulting products, responsible agencies, schedules, costs, and funding sources.

The TPA's mission to collaboratively plan, prioritize and fund the transportation system is carried out pursuant to 23 United States Code (U.S.C.) §134, 49 U.S.C. §5303, 23 Code of Federal Regulations (C.F.R.) §450 Subpart C, and Section 339.175, Florida Statutes (F.S.).

The Federal Highway Administration (FHWA) and the Federal Transit Administration (FTA) provide funding for transportation planning activities with a required investment of local matching funds. 23 U.S.C. §120 permits a State to use certain toll revenue expenditures as a credit toward the non-Federal matching share of all programs authorized by Title 23, (except for Emergency Relief Programs) and for transit programs authorized by Chapter 53 of Title 49, U.S.C. This is in essence a "soft-match" provision that allows the Federal share to be increased up to 100% to the extent credits are available. The "soft match" amount being utilized to match the FHWA PL, and FHWA SU, and FTA 5305d funding in the UPWP is 18.07% of FHWA program funds for a total of \$966,970 and the "soft match" amount being utilized to match the federal fiscal year (FFY) 21 FTA funding in the UPWP is 20% of FTA program funds for a total of \$97,500.

FHWA and FTA funding is annually apportioned to FDOT as the direct recipient and allocated to the TPA by FDOT utilizing formulas approved by the TPA, FDOT, FHWA, and FTA in accordance with 23 CFR 420.109 and 49 U.S.C. Chapter 53. FDOT is fulfilling the CPG's required 18.07% non-federal share (match) using Transportation Development Credits as permitted by 23 CFR 120(j) and FTA C 8100.1D.

The Palm Beach TPA and the FDOT participate in the Consolidated Grant Program (CPG). The CPG enables FDOT, in cooperation with the TPA, FHWA, and FTA, to annually consolidate Florida's FHWA Metropolitan Planning (PL) and FTA 5305(d) metropolitan planning fund allocations into a single grant that is administered by the FHWA Florida Division.

Please note that all eligible expenses will be reimbursed on an actual cost basis and therefore an indirect rate will not be utilized.

The TPA is in an air quality attainment area and does not anticipate completing any non-attainment planning activities.

In addition, the TPA also receives funding from the Florida Commission on Transportation Disadvantaged (CTD) to implement transportation disadvantaged planning activities.

The TPA also receives funding from local participating agencies to advance the mission and vision of the agency in serving Palm Beach County.

Transportation Planning Activities

Continuing

Many TPA planning activities are continuing from previous efforts, as highlighted below.

- The TPA performs continuing public engagement activities;
- The current Long Range Transportation Plan (LRTP) was adopted by the TPA in December 2019 and amended in February 2020. The TPA monitors and updates the LRTP as necessary in coordination with participating agencies, stakeholders and the public;
- The TPA assists local government agencies in evaluating, identifying and prioritizing funds for multimodal infrastructure projects that increase safety and access for all users;
- The TPA coordinates with Palm Tran and South Florida Regional Transportation Authority (SFRTA) in planning transit services and performing updates to their Transit Development Plans (TDP) in order to select projects for inclusion in the Transportation Improvement Program (TIP);
- The TPA continuously monitors all federally required and supplement local performance measures and identifies potential projects and strategies to achieve selected targets;
- The TPA reviews the Strategic Intermodal System (SIS) cost feasible plan for consistency and potential inclusion in the TPA's LRTP and TIP;
- The TPA reviews transportation projects using the Efficient Transportation Decision Making (ETDM), Electronic Review Comments (ERC), Multimodal Checklist and other processes.

Comprehensive

The planning activities of the TPA are comprehensive in addressing all modes of transportation (including walking, biking, transit, commercial vehicles, personal vehicles, etc.) and the manner in which they serve users of all ages and abilities.

Cooperative

The TPA cooperates with many participating agencies within Palm Beach County (PBC) and on a regional and statewide level to establish a safe, efficient, connected, and multimodal transportation system. The following are a list of entities that the TPA interacts with throughout the year:

- **Federal Agencies:** FHWA and FTA
- **State Agencies:** FDOT, Florida CTD, Florida Department of Environmental Protection (FDEP), Florida Department of Economic Opportunity
- **Metropolitan Planning Organization (MPO) Agencies:** Florida MPO Advisory Council (MPOAC), Southeast Florida Transportation Council (SEFTC), Miami-Dade Transportation Planning Organization (TPO), Broward MPO, Martin County MPO, St. Lucie TPO, and Indian River County MPO

- **Local Governments:** PBC and PBC Municipalities
- **Transit Agencies:** Palm Tran and SFRTA
- **Airports and Seaports:** Port of Palm Beach, PBC Airports, and Boca Raton Airport Authority
- **Regional Planning Councils:** Treasure Coast Regional Planning Council (TCRPC) and South Florida Regional Planning Council (SFRPC)
- **Education Agencies:** School District of Palm Beach County, Florida Atlantic University (FAU), Palm Beach State College (PBSC), Palm Beach Atlantic University (PBAU), Lynn University, and Keiser University
- **Private Transportation Companies:** Florida East Coast (FEC) Railway, Brightline, CSX Railway, Tropical Shipping, Uber, Lyft, Circuit, Freebee, Via, BrightBike (DecoBike LLC), etc.
- **Private Business Organizations:** Economic Councils, Business Development Boards, Chambers of Commerce

Planning Area

The TPA is part of the Miami FL UZA/TMA with the primary planning area being the whole of Palm Beach County as identified in **Figure 1**. For context, a map of the entire Miami UZA/TMA is included in **Appendix D**.

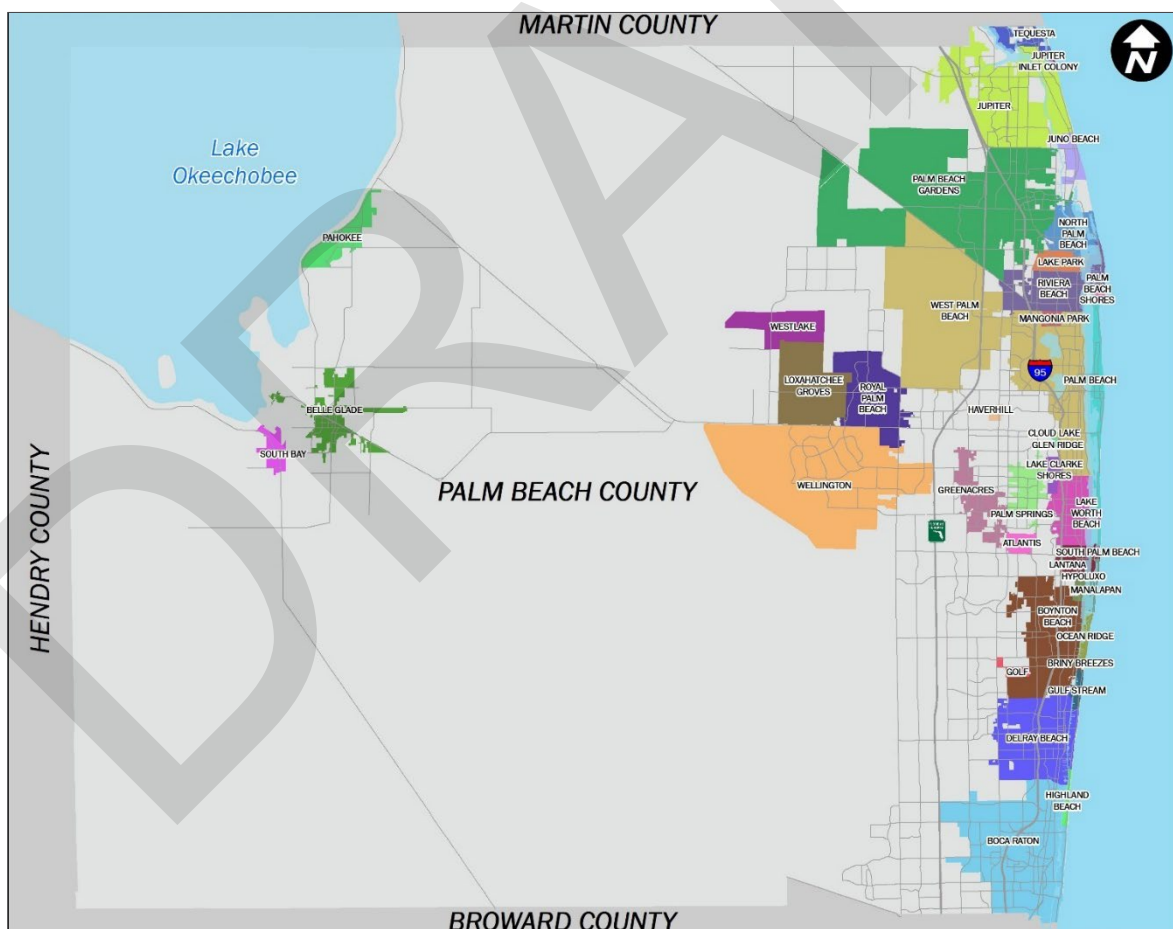


Figure 1. Palm Beach TPA Planning Area

Planning Priorities, Emphasis Areas, and Factors

Local Priorities

The prime objective of the UPWP is to aid in the development and maintenance of a coordinated transportation system plan. The UPWP is further designed to produce required work products to serve several purposes:

- To progress toward selected performance measure targets through guided transportation decision making for desired transportation system performance outcomes;
- To aid federal and FDOT modal agencies in reviewing, monitoring, and evaluating the transportation planning process in metropolitan areas;
- To aid in advancing multimodal transportation planning on a regional and system wide level;
- To improve the effectiveness of transportation decision making by guiding various jurisdictions in their individual planning efforts to ensure the efficient use of resources; and
- To develop a regional approach to transportation planning that guides the various transportation planning participants and ensures an integrated transportation analysis.

FDOT Planning Emphasis Areas (PEAs)

In addition, FDOT has issued the following Planning Emphasis Areas (PEAs):

- **Safety** – The Florida Transportation Plan (FTP) and the State’s Strategic Highway Safety Plan (SHSP) place top priority on safety, with a state target of zero traffic fatalities and serious injuries. FDOT adopted their Strategic Highway Safety Plan in 2016, which provides more information about how the state intends to address transportation safety in the coming years. The UPWP commits the TPA to report on and monitor their progress against adopted safety performance measures, and to consider how to expand upon the level of analysis and reporting required by the performance measurement process to further study the safety challenges. The TPA is working actively to identify safety needs in its priority list, TIP and LRTP; conducting and partnering on stand-alone safety studies for areas or corridors; and raising safety considerations within modal planning elements.
- **Equity** – Executive Order 14008, Tackling the Climate Crisis at Home and Abroad, created the “Justice40 Initiative” that aims to deliver 40 percent (40%) of the overall benefits of relevant federal investments to disadvantaged communities. This initiative supports Executive Order 13985, Advancing Racial Equity and Support for Underserved Communities Through the Federal Government, outlines federal policy, and defines equity as the consistent and systematic fair, just, and impartial treatment of individuals. The FTP seeks transportation choices that improve accessibility and equity by including a key strategy to enhance affordable transportation, service, and information access options for all ages and abilities and throughout underserved communities. The TPA will identify and implement improvements based on data-driven project prioritization that considers not only the impacts of transportation projects on a community, but also the benefits of projects that can enhance opportunities for a community. The UPWP shall address approaches to furthering transportation equity.
- **Resilience** – With the passage of the Fixing America’s Surface Transportation (FAST) Act in 2015, resilience was introduced as a federal planning factor: “Improve the resilience and

reliability of the transportation system and mitigate stormwater impacts of surface transportation.” Resilience is defined as the ability to adapt to changing conditions and prepare for, withstand, and recover from disruption. These conditions can encompass a wide variety of environmental, technological, economic, or social impacts. The TPA considers both the FHWA Resilience and Transportation Planning Guide and the FDOT Quick Guide: Incorporating Resilience within the LRTP to administer the planning process. The TPA also addresses resilience as a consideration within all its planning documents. The TPA coordinates with partner agencies responsible for natural disaster risk reduction, or who may be developing local resilience planning initiatives. Finally, the TPA considers the additional costs associated with reducing vulnerability of the existing transportation infrastructure to ensure that its planning documents are ultimately more realistic and cost-effective.

- **Emerging Mobility** – Advances in communication and automation technology result in new mobility options, ranging from automated and connected transport, electric vehicles, ridesharing, and micro-mobility, to flying cars and space travel. These changes may be disruptive and transformational, with impacts to safety, vehicle ownership, travel capacity, vehicle miles traveled, land-use, transportation design, future investment demands, supply chain logistics, economy, and the workforce. The TPA supports innovative technologies and business practices to advance the FTP and the federal planning factors. Emerging Mobility such as Automated, Connected, Electric and Shared Vehicle (ACES) may lead to great improvements in safety, transportation choices, and quality of life for Floridians, our visitors, and the Florida economy. Though there is a great deal of speculation and uncertainty of the potential impacts these technologies will have, the TPA is working to address the challenges and opportunities presented by ACES vehicles.

Table 1 provides a matrix of how the PEAs are reflected in the TPA’s UPWP work activities.

Table 1. State Planning Emphasis Areas Matrix

UPWP Work Tasks	Safety	Equity	Resilience	Emerging Mobility
1. Engage the Public	✓	✓	✓	✓
2. Plan the System – Short Range	✓	✓	✓	✓
3. Plan the System – Long Range	✓	✓	✓	✓
4. Prioritize Funding	✓	✓	✓	✓
5. Implement Projects	✓	✓	✓	✓
6. Collaborate with Partners	✓	✓	✓	✓
7. Administer the Agency	✓	✓	✓	✓
8. Transfers to Other Agencies	✓	✓	✓	✓
9. Agency Expenditures with Local Funds	✓	✓	✓	✓

Federal Planning Factors

Finally, the FAST Act identified the following 10 planning factors to be considered by the TPA in developing the tasks and activities of the UPWP:

1. Support the economic vitality of the metropolitan area, especially by enabling global competitiveness, productivity, and efficiency;
2. Increase the safety of the transportation system for motorized and non-motorized users;
3. Increase the security of the transportation system for motorized and non-motorized users;
4. Increase the accessibility and mobility of people and freight;
5. Protect and enhance the environment, promote energy conservation, improve quality of life, and promote consistency between transportation improvements and state and local planned growth and economic development patterns;
6. Enhance the integration and connectivity of the transportation system, across and between modes, for people and freight;
7. Promote efficient system management and operation;
8. Emphasize the preservation of the existing transportation system;
9. Improve the resiliency and reliability of the transportation system and reduce or mitigate stormwater impacts of surface transportation; and
10. Enhance travel and tourism.

Table 2 below shows a matrix of how the 10 Federal Planning Factors are integrated into the UPWP work tasks.

Table 2. Federal Planning Factors Matrix

UPWP Work Tasks	Federal Planning Factors									
	1	2	3	4	5	6	7	8	9	10
1. Engage the Public	✓	✓	✓	✓	✓	✓	✓	✓	✓	✓
2. Plan the System – Short Range	✓	✓	✓	✓	✓	✓	✓	✓	✓	✓
3. Plan the System – Long Range	✓	✓	✓	✓	✓	✓	✓	✓	✓	✓
4. Prioritize Funding	✓	✓	✓	✓	✓	✓	✓	✓	✓	✓
5. Implement Projects	✓	✓	✓	✓	✓	✓	✓	✓	✓	✓
6. Collaborate with Partners	✓	✓	✓	✓	✓	✓	✓	✓	✓	✓
7. Administer the Agency	✓	✓	✓	✓	✓	✓	✓	✓	✓	✓
8. Transfers to Other Agencies	✓	✓	✓	✓	✓	✓	✓	✓	✓	✓
9. Agency Expenditures with Local Funds	✓	✓	✓	✓	✓	✓	✓	✓	✓	✓

Public Participation Process

The TPA continues to prioritize an increased emphasis on public engagement to promote greater awareness of TPA functions and increase information and analysis of TPA projects and programs. The TPA presents at public meetings, participates in outreach events, and provides comprehensive information on the TPA's website (PalmBeachTPA.org) and social media platforms.

The TPA's Public Participation Plan (PPP) guides the process to provide complete information, timely public notice, full public access to key decisions, and support for early and continued involvement. The PPP requires a 30-day public review and comment period for the UPWP.

The UPWP was developed in cooperation with federal, state, and regional transportation agencies, county departments and local municipalities and considers input gathered from the public during the continuing, comprehensive, and coordinated (3-C) transportation planning process. The UPWP development process follows the PPP and is reviewed by the Technical Advisory Committee (TAC), Citizen's Advisory Committee (CAC), and Vision Zero Advisory Committee (VZAC). Finally, the TPA Governing Board adopts the UPWP.

DRAFT

ORGANIZATION AND MANAGEMENT

The TPA's Governing Board consists of 21 members: five county commissioners, 15 elected officials from the 13 largest municipalities, and one commissioner from the Port of Palm Beach. The TPA Governing Board is responsible for providing overall policy and direction for transportation planning and serves as the coordination mechanism with various state agencies for transportation and land use plans.

The TPA's Operating Procedures facilitate efficient conduct by the TPA Governing Board and its advisory committees as it collaboratively plans, prioritizes, and funds the transportation system. The TPA Governing Board also coordinates with all Metropolitan Planning Organizations (MPOs) in the state through the Florida Metropolitan Planning Organization Advisory Council (MPOAC) and its committees. The MPOAC is composed of an elected official and staff director from each MPO in the state and serves as a forum to discuss transportation issues and provide advice and input into FDOT plans and programs. Interaction with the local municipalities occurs through the TPA Governing Board, advisory committees as well as through comprehensive planning activities. The TPA's Chief Financial Officer is responsible for developing the UPWP and budget.

In performing these functions, the TPA Governing Board is served by three advisory committees. FDOT has non-voting advisory members on the TPA Governing Board and advisory committees.

- **Technical Advisory Committee (TAC)** - Comprised of representatives with technical expertise in transportation from local governments (municipal and county), airports, seaports, public transit agencies, school district, and health department who are involved in transportation planning and engineering.
- **Citizen's Advisory Committee (CAC)** - Comprised of citizens reflecting a broad cross-section of local residents including minorities, elderly, and handicapped individuals as well as representation for environmental issues, business interests, the construction and development industry, the freight and goods movements industry, and private transportation providers as well as the general public.
- **Vision Zero Advisory Committee (VZAC)** - Comprised of county and municipal planners, law enforcement and fire rescues services, school district, health department, disabled community, and active transportation advocacy groups to address the comprehensive effort in implementing pedestrian and bicycle infrastructure, initiative, and safety aligning the TPA's Vision Zero efforts.

The TPA is the Designated Official Planning Agency (DOPA) for the Palm Beach County Transportation Disadvantaged (TD) program. The TPA administers the TD Local Coordinating Board (LCB), an advisory body to the CTD, and identifies local service needs, provides information, advice, and direction to the PBC Community Transportation Coordinator (CTC) on coordination of services to be provided to the transportation disadvantaged through the Florida Coordinated Transportation System.

The TPA Governing Board is also a member of SEFTC, overseeing regional transportation planning activities for the Palm Beach TPA, Broward MPO, and the Miami-Dade TPO in Southeast Florida.

The TPA has executed the following required agreements to facilitate the transportation planning process.

- **MPO Interlocal Agreement between all voting members of the TPA Governing Board and FDOT** – October 9, 2015 (creates the TPA and apportions membership)
- **Intergovernmental Coordination and Review and Public Transportation Coordination Joint Participation Agreement between the TPA, FDOT, TCRPC, SFRTA, the Port of Palm Beach, and PBC** – April 21, 2008 (coordination of multimodal transportation planning and comprehensive plans)
- **MPO Agreement between the TPA and FDOT** – [Month Date](#), 2022 (provides FHWA and FTA planning funds from July 1, 2022 to June 30, 2024)
- **Public Transportation Grant Agreement between the TPA and FDOT** – February 1, 2022 (provides FTA planning funds from February 1, 2021 to December 31, 2025)
- **TD Planning Grant Agreement between the TPA and the CTD** – [Month Date](#), 2022 (provides state CTD planning funds to accomplish the duties and responsibilities of the DOPA as set forth in Chapter 427, F.S., Rule 41-2 from July 1, 2022 to June 30, 2023, with a new agreement anticipated to be executed no later than July 31, 2023).
- **SEFTC Interlocal Agreement as amended** – January 9, 2006 (regional transportation planning and coordination in South Florida)
- **Memorandum of Understanding between the TPA, Broward MPO, Miami-Dade TPO, and FDOT District 4 & 6** – October 4, 2019 through December 31, 2024 (coordination of Southeast Regional Planning model related activities)
- **Memorandum of Understanding between the TPA, Broward MPO, Miami-Dade TPO, and FDOT District 4 & 6** – September 1, 2020 through December 31, 2024 (acquisition of big data for the Southeast Regional Planning model related activities)

Required Certification Statements and Assurances

In response to relevant laws and regulations governing the use of federal and state grants, the TPA includes the following certification statements and/or assurances:

- Federal and/or state funds are not being used for lobbying.
- Federal funds are not being used for procurement from persons who have been debarred or suspended, in accordance with the provisions of 49 C.F.R. Part 29, subparts A through E.
- The TPA provides an opportunity for disadvantaged business enterprises to participate in the performance of transportation planning contracts.
- The TPA has adopted and maintains a Title VI - Nondiscrimination Policy and program.
- The TPA has adopted a travel policy as stated in its Personnel Handbook.

The certification statements and assurances are included in **Appendix C**.

Available Funding

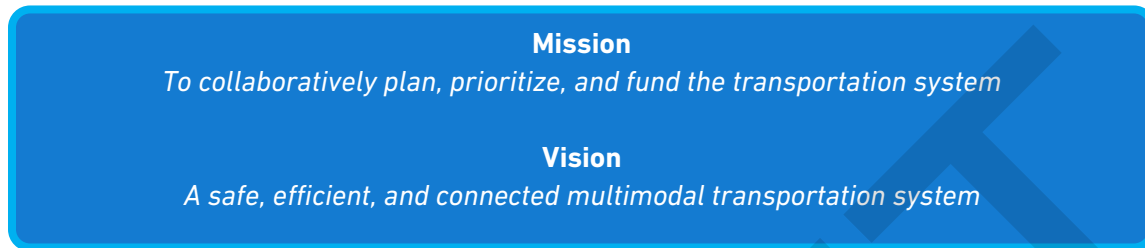
To accomplish the tasks and activities identified in the UPWP, the TPA identified the following available funding sources by fiscal year.

Table 3. Available Funding Sources

Funding Source	Fiscal Year 2023	Fiscal Year 2024	Total
CPG FHWA PL	\$2,046,159	\$2,157,933	\$4,204,092
CPG FHWA SU	\$1,733,000	\$1,820,000	\$3,553,000
CPG FTA 5305d	\$605,118	\$605,118	\$1,210,236
FTA Prior	\$390,000		\$390,000
CTD	\$49,871	\$49,871	\$99,742
TPA Local Funds	\$143,943	\$146,428	\$290,371
Total Funds Available	\$4,968,091	\$4,779,350	\$9,747,441

REQUIRED ACTIVITIES

The required activities consist of tasks required to carry out the 3-C transportation planning process, guided by the TPA's adopted mission and vision statements.



Annual and multi-year activities, deliverables, and estimated completion dates are identified within each task. Each task is budgeted individually with funding amounts identified by source.

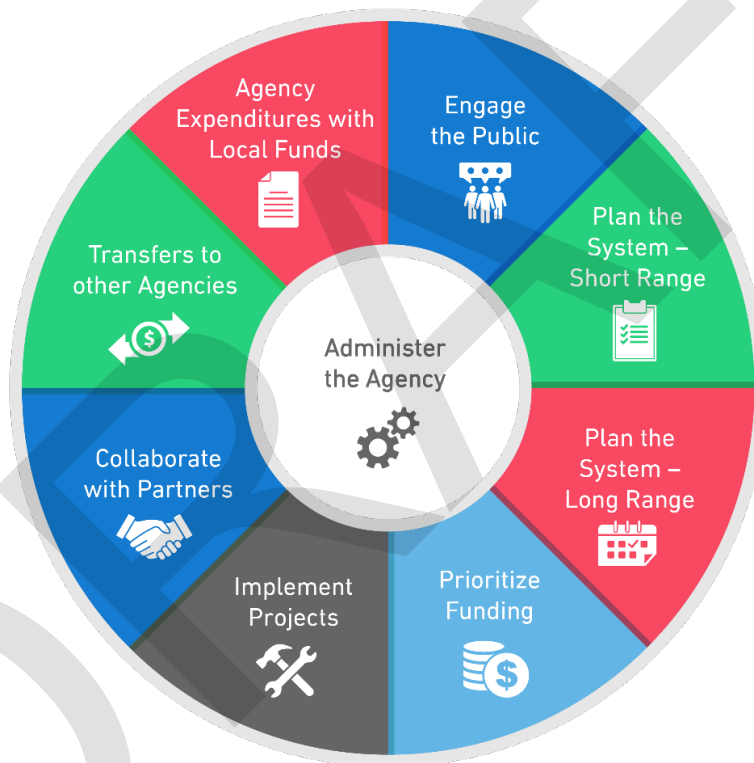


Figure 2. Required Activities

Additionally, the planning activities to be performed by FDOT in District 4 are shown in **Appendix F**. Please note that FDOT has elected not to identify deliverables, completion dates, funding sources, or amounts for their planning activities. Instead, FDOT noted that the list is representative of (but shall not constrain) the typical planning activities that are performed by FDOT District 4 on either a continuous basis or intermittently as needed, using State and Federal funds authorized for Planning purposes. Finally, FDOT noted that their activities may be undertaken at any time during the two-year UPWP cycle at the discretion of District 4 based on identified needs.

Task 1. Engage the Public

Responsible Agency: Palm Beach TPA

Participating Agencies: FHWA, FDOT, Broward MPO (BMPO), Miami-Dade TPO (MDTPO), TCRPC, SEFTC, School District

Purpose

Enable and encourage public awareness and input into the transportation planning and project prioritization process.

Previous Work

Staff routinely presents to and gathers feedback from local community groups, business organizations, and conferences; conducts educational workshops; and participates in community outreach events, local project outreach activities, and events and initiatives to promote safety and alternative modes of transportation. Examples include Vision Zero workshops, safety fairs, and events, Florida Mobility Week, Florida Bicycle Month, Walk-to-School Day, and Bike to-Work Week/Day events.

Continuing activities include the creation and distribution of an e-newsletter, *Transportation Tuesday*. Issues are directly distributed by email and additionally posted to the TPA website to enhance accessibility and to allow use of the website's font size adjustment and Google Translate features. The e-newsletter includes announcements of news items, events, public review and comment opportunities for draft documents, and public meetings of the TPA and partner agencies including those for specific projects. Additional activities include maintenance and enhancements to the TPA website, use of the TPA social media platforms, photo and video gathering/editing, blog posts, monitoring of the Strategic Plan with the creation of an Annual Report, creation and distribution of online and print publications, and Title VI and disadvantaged business enterprise (DBE) monitoring.

Activities to Be Performed

Table 4. Task 1 Activities for Fiscal Years 2023 and 2024

	Activity	Deliverable(s)	Completion Date
A	Monitor public participation at TPA Board and advisory committee meetings and other outlets	Public Involvement Activity Report	Monthly
B*	Present information and seek input from local governments, chambers of commerce, civic organizations, neighborhood associations, etc. to ascertain infrastructure and service needs to support economic development, promote community health, enhance safety, and grow travel and tourism	Presentations, Surveys, and Public Comments	As Needed
C*	Distribute concise and relevant TPA information electronically	Email Newsletters	Biweekly

	Activity	Deliverable(s)	Completion Date
D*	Solicit public input via social media	Social Media Postings	Weekly
E	Issue Public Notices in accordance with federal regulations, state guidelines, and the PPP	Advertisements	As Required
F*	Monitor and update the TPA website with current events, meeting agendas, reports, etc.	Updated Website	As Needed
G*	Prepare outreach materials for various planning initiatives (i.e., videos, print material, etc.), including alternate formats upon request	Targeted Outreach Materials	As Needed
H	Monitor countywide statistical data (race, color, national origin, sex, age, disability) of participants and beneficiaries of the TPA programs and activities	Data Summaries	Annually
I	Monitor ADA and Title VI compliance and process all complaints	Monitoring Report	As Needed
J	Gather photos and video of TPA-related activities, events, and transportation projects.	Social Media Posts, Website Content, Outreach Materials	Monthly

*TPA staff will utilize outside consultants to support the work performed on these activities up to the total amount shown for consultants in each fiscal year.

Table 5. Task 1 Budget for Fiscal Years 2023 and 2024

Year 1: FY 2023				
Budget Category	FHWA		FTA 5305(d)	FY 2023 Total
	PL	SU	Federal	
Personnel (salary and benefits)	\$207,618	\$50,003	\$53,806	\$311,427
Consultants	\$40,196	\$116,304		\$156,500
FY 2023 Total	\$247,814	\$166,307	\$53,806	\$467,927
Year 2: FY 2024				
Budget Category	FHWA			FY 2024 Total
	PL	SU		
Personnel (salary and benefits)	\$171,285	\$171,285		\$342,570
Consultants	\$58,790	\$22,876		\$81,666
FY 2024 Total	\$230,075	\$194,161		\$424,236

Task 2. Plan the System – Short Range

Responsible Agency: Palm Beach TPA

Participating Agencies: FDOT, FHWA, SEFTC, SFRTA, SFRPC, TCRPC, BMP0, MDTP0, Freight Industry, FDEP, FPL, PBC, School District, PBC Health Department (PBCHD), Local Municipalities, Northern and Western MPOs/TPO, Palm Tran

Purpose

Plan for a safe, efficient, connected multimodal transportation system for all users. To provide the necessary data and analysis tools to support and perform the multimodal planning processes for the TPA region, including:

- Planning and evaluation for all modes and services including pedestrian, bicycle, transit, freight, automobile, airport, seaport, intermodal, and non-emergency transportation services, and evaluate connected vehicle and autonomous vehicle (CV/AV) impacts
- Providing technical support to coordinate land use with the transportation system

Previous Work

The TPA updated and worked on implementing its Vision Zero Action Plan to influence policy, funding, and culture to improve safety for all transportation users. The TPA updated its Vision Zero Action Plan in October 2021 and presented a progress report to its Board and committees in February 2021 and in February 2022. The TPA also evaluated quarterly pedestrian and bicycle crash reports to identify potential causes and worked with partner agencies to implement safety countermeasures.

The TPA worked with Palm Tran and local municipalities on advancing roadway modifications and transit improvements identified in the US-1 Multimodal Corridor Study, including conducting lane repurposing studies with local communities, refining enhanced transit shelter locations, and prioritizing funds for Transit Signal Priority (TSP), electric buses, and enhanced transit shelters. The TPA also worked with local communities and Palm Tran to conduct walk bicycle safety audits, and Complete Streets studies to provide access to transit and improve safety for all roadway users.

The TPA collaborated with Palm Tran and SFRTA on TDP updates, evaluating new transit service, and conducting transportation planning activities for the transportation disadvantaged program. The TPA conducted an Okeechobee Blvd. and SR-7 Multimodal Corridor Study in coordination with Palm Tran, FDOT, and local municipalities along these corridors. The TPA also assisted local municipalities with establishing Quiet Zones for Brightline Phase II from West Palm Beach north to the county limit. The TPA began conducting a corridor analysis to expand Tri-Rail Service to the Veterans Affairs Medical Center along the CSX railway as well as provide new service along the FEC railway.

The TPA continued to evaluate upcoming projects for Complete Streets improvements and worked with local municipalities, Palm Tran, and roadway owners to move these projects forward. The TPA also worked with FDOT and the County to collect and evaluate pedestrian and bicycle counts.

Staff streamlined transportation data visualizations and sharing for the public by maintaining a TPA mapping application and Open Data Hub to allow outside agencies and the public to access transportation data easily.

Activities to Be Performed

Table 6. Task 2 Activities for Fiscal Years 2023 and 2024

	Activity	Deliverable(s)	Completion Date
A*	Plan the fixed route transit system, including multimodal corridor studies, transit supportive land use analysis, and health impact assessments to improve access to transit service; TDP updates; and analysis of rail crossing safety and quiet zone eligibility	Corridor Studies	Annually
		TDP Updates	Annually
		Quiet Zones	Brightline Phase II Completion
B	Plan the TD system, including TD Service Plan updates, CTC evaluations, LCB meeting coordination, and review of 5310 applications	TDSP Update	Annually
		CTC Evaluation	Annually
		LCB Meetings	Quarterly
C*	Plan the non-motorized transportation system, including evaluating the TPA's pedestrian and bicycle priority networks, upcoming resurfacing projects, and high crash locations to identify pedestrian and bicycle infrastructure improvements and collect pedestrian and bicycle count and safety data	Projects Identified	Annually in List of Priority Projects
		Ped/Bike Counts	Ongoing
D	Plan the freight system, including prioritization of freight projects, participation on committees, and coordinating with stakeholders	Projects Reviewed and Identified	As Needed
E*	Implement and monitor actions identified in Vision Zero Action Plan	Vision Zero Action Plan Report Card	Annually
F*	Conduct and assist local governments with mobility and multimodal plans and corridor studies to improve safety for users of all ages, abilities, and transportation modes	Community Plans and Studies	As Needed
G*	Collect, analyze, and maintain transportation and GIS data, such as population and employment data, traditionally underserved demographic data, vehicular traffic, non-motorized data, transit ridership data, intermodal freight statistics, and other data.	Updated GIS Datasets	As Needed
		Updated Open Data Hub	

*TPA staff will utilize outside consultants to support the work performed on these activities up to the total amount shown for consultants in each fiscal year.

Table 7. Task 2 Budget for Fiscal Years 2023 and 2024

Year 1: FY 2023					
Budget Category	FHWA		FTA 5305(d)	CTD	FY 2023 Total
	PL	SU	Federal	State	
Personnel (salary and benefits)	\$83,732	\$20,166	\$21,700	\$49,871	\$175,469
Consultants	\$221,226	\$640,092			\$861,318
FY 2023 Total	\$304,958	\$660,258	\$21,700	\$49,871	\$1,036,787
Year 2: FY 2024					
Budget Category	FHWA			CTD	FY 2024 Total
	PL	SU		State	
Personnel (salary and benefits)	\$71,573	\$71,573		\$49,871	\$193,017
Consultants	\$169,473	\$65,941			\$235,414
FY 2024 Total	\$241,046	\$137,514		\$49,871	\$428,431

Task 3. Plan the System – Long Range

Responsible Agency: Palm Beach TPA

Participating Agencies: FDOT, FHWA, SEFTC, SFRTA, SFRPC, TCRPC, BMPO, MDTPO, Freight Industry, FDEP, PBC, School District, PBCHD, Local Municipalities, Northern and Western MPOs/TPO, Palm Tran

Purpose

The Long Range Transportation Plan (LRTP), also known as the Metropolitan Transportation Plan, maps out the next 25 years of state and federal transportation system investments in PBC. As a comprehensive analysis of the transportation system, it also includes local (county, city, and private) investments planned for the transportation system. It identifies transportation projects and services such as premium transit corridors; major roadway improvements and new interchanges; freight capacity projects (roadways, railways, seaport, and airport facilities); and non-motorized facility networks (bicycle facilities, sidewalks, and shared-use paths).

The LRTP is updated every five (5) years. The next update is the 2050 LRTP, programmed for creation in this UPWP.

Previous Work

The TPA performed planning activities in line with its 2045 LRTP network of enhanced transit corridors, priority pedestrian and bicycle facility networks, and state roadway modifications to advance safety, complete streets, enhanced transit, transportation system management & operations, and environmental resiliency.

The TPA began working with local partner agencies to discuss land use policy decisions to create greater land use and transportation connection.

Activities to Be Performed

Table 8. Task 3 Activities for Fiscal Years 2023 and 2024

	Activity	Deliverable(s)	Completion Date
A	Process amendments to the adopted LRTP	Amendments	As Needed
B	Develop transportation data related to the LRTP and travel demand model, including population, employment, hotel/motel, school enrollment data, and transportation facility updates. Update the freight system plan, participate in committees, and coordinate with stakeholders	Updated Projections and Allocations	Jan 2023

	Activity	Deliverable(s)	Completion Date
C*	Develop the 2050 LRTP, including the below activities: <ul style="list-style-type: none"> ▪ Update Goals, Objectives, and Performance Measures (PM) ▪ Coordinate review and inclusion of transportation projects from partner agencies ▪ Public Engagement ▪ Coordination with TPA committees and partner agencies 	Goals, Objectives & PMs; Needs Plan; Cost Feasible Plan; LRTP Document	Oct 2024
D	Perform Efficient Transportation Decision Making (ETDM) screening, environmental justice, and Title VI reviews for major TPA projects	ETDM Report	As Required

*TPA staff will utilize outside consultants to support the work performed on these activities up to the total amount shown for consultants in each fiscal year.

Table 9. Task 3 Budget for Fiscal Years 2023 and 2024

Year 1: FY 2023				
Budget Category	FHWA		FTA 5305(d)	FY 2023 Total
	PL	SU	Federal	
Personnel (salary and benefits)	\$113,947	\$27,443	\$29,531	\$170,921
Consultants	\$51,369	\$148,631		\$200,000
FY 2023 Total	\$165,316	\$176,074	\$29,531	\$370,921
Year 2: FY 2024				
Budget Category	FHWA			FY 2024 Total
	PL	SU		
Personnel (salary and benefits)	\$94,007	\$94,007		\$188,014
Consultants	\$395,941	\$154,059		\$550,000
FY 2024 Total	\$489,948	\$248,066		\$738,014

Task 4. Prioritize Funding

Responsible Agency: Palm Beach TPA

Participating Agencies: FDOT, FDEP, PBC, Palm Tran, SFRTA, Local Municipalities, PBCHD

Purpose

Prioritize funding to maximize the implementation of projects that support the Vision of the TPA. Ensure that anticipated revenues are allocated to projects and programs in the five-year TIP consistent with the LRTP and according to the project priorities set forth by the TPA Governing Board.

Previous Work

The TPA coordinated annually with FDOT on the development of the Draft Tentative Work Program and adoption of the TPA's TIP and processing of TIP amendments, as necessary. All TIP projects are available on the TPA's web map at PalmBeachTPA.org/map.

The TPA identified major projects from the LRTP to be advanced for funding in the TIP, developed and administered a prioritization process for projects to be funded via the Local Initiatives (LI) Program established by the LRTP, administered the Transportation Alternatives (TA) Program, and State Road Modifications (SRM) Program, participated in project implementation through review comments entered in the ERC system and participated in Project Development & Environment (PD&E) studies associated with specific projects in the TIP.

TPA staff refined the schedule and scoring system for the LI, TA, and SRM programs and video recorded the training workshop to allow agencies to view it at their convenience.

Activities to Be Performed

Table 10. Task 4 Activities for Fiscal Years 2023 and 2024

	Activity	Deliverable(s)	Completion Date
A*	Administer the TPA's annual competitive funding programs, update scoring system, review applications, and associated activities	Program Overviews & Submittal Process	Annually
B**	Develop and update the Transportation Improvement Program (TIP) through the following process: 1. Develop an annual List of Priority Projects (LOPP) including SRM, LI, TA, and Safety Projects 2. Review FDOT Draft Work Program for consistency with the LRTP and adopted priorities of the TPA Governing Board 3. Prepare TIP, including an interactive online map	List of Priority Projects	Annually
		FDOT Draft Work Program Review	Annually
		Adopted TIP	Annually
		TIP Amendments	As Needed

	Activity	Deliverable(s)	Completion Date
	4. Process required TIP amendments and modifications as needed		
C	Prepare the annual list of projects for which Federal funds (FHWA and FTA) were obligated in the previous fiscal year	List of Federal Obligated Projects	Annually

*TPA staff will utilize outside consultants to support the work performed on these activities up to the total amount shown for consultants in each fiscal year.

Table 11. Task 4 Budget for Fiscal Years 2023 and 2024

Year 1: FY 2023				
Budget Category	FHWA		FTA 5305(d)	FY 2023 Total
	PL	SU	Federal	
Personnel (salary and benefits)	\$224,733	\$54,125	\$58,242	\$337,100
Consultants	\$18,493	\$53,507		\$72,000
FY 2023 Total	\$243,226	\$107,632	\$58,242	\$409,100
Year 2: FY 2024				
Budget Category	FHWA			FY 2024 Total
	PL	SU		
Personnel (salary and benefits)	\$185,405	\$185,405		\$370,810
Consultants	\$26,696	\$10,387		\$37,083
FY 2024 Total	\$212,101	\$195,792		\$407,893

Task 5. Implement Projects

Responsible Agency: Palm Beach TPA

Participating Agencies: FDOT, TCRPC, PBC, Local Municipalities

Purpose

Ensure that implementation of projects and project scope details accomplish the vision, goals, and objectives of the TPA Governing Board.

Previous Work

The TPA updated the Performance Measures, inclusive of the Congestion Management Process (CMP) measures, during the creation of the 2045 LRTP. The performance measures now incorporate all federal performance measures and TPA created local measures.

Staff worked with consultants on the development of a performance measures dashboard to provide up-to-date measures and visualizations.

Staff continued to participate actively in the design review process for state and local projects to ensure the final outcomes are consistent with the planning objectives. Staff worked with FDOT to develop an FDOT Scheduling Report that is reconfigured for inclusion in every monthly committee and Board agenda to provide a status on upcoming project milestones.

Activities to Be Performed

Table 12. Task 5 Activities for Fiscal Years 2023 and 2024

	Activity	Deliverable(s)	Completion Date
A	Monitor implementation of LRTP projects and projects in TPA funding programs	FDOT Milestone Report and Update to Project Status in Online Map	Monthly
B	Update the Create a performance measures dashboard (inclusive of the CMP) to track progress and to serve as a resource for committees, stakeholders, and the public. Adopt new targets as required.	Performance Measures Dashboard	As Needed
		Adopted Resolutions for Targets	Annually in Feb
C	Provide input on TIP existing and proposed transportation projects constructed by partner agencies to encourage final design and construction plans are consistent with the TPA's goals	Project Reviews	As Needed

Table 13. Task 5 Budget for Fiscal Years 2023 and 2024

Year 1: FY 2023				
Budget Category	FHWA		FTA 5305(d)	FY 2023 Total
	PL	SU	Federal	
Personnel (salary and benefits)	\$105,662	\$25,448	\$27,383	\$158,493
FY 2023 Total	\$105,662	\$25,448	\$27,383	\$158,493
Year 2: FY 2024				
Budget Category	FHWA			FY 2024 Total
	PL	SU		
Personnel (salary and benefits)	\$87,171	\$87,171		\$174,342
FY 2024 Total	\$87,171	\$87,171		\$174,342

Task 6. Collaborate with Partners

Responsible Agency: Palm Beach TPA

Participating Agencies: PBC, BMPO, MDTPO, SEFTC, Palm Tran, SFRTA, Local Municipalities, FDOT, TCRPC, SFRPC

Purpose

Work with and provide technical assistance to transportation partners to establish and implement policies, programs, and projects consistent with the LRTP.

Previous Work

The TPA worked with FDOT and South Florida Commuter Services to encourage local participation in Florida Mobility Week and Florida Love to Ride Month, coordinated with the Broward MPO and Miami-Dade TPO to host the annual Safe Streets Summit, and held a Southeast Florida Transportation Summit. The TPA also participated in a Vision Zero Peer Exchange follow up session with FHWA and other MPOs, in partner agency committees and statewide efforts for the FTP and SIS Plan; and coordinated the U.S. Department of Transportation's Office of Small and Disadvantaged Business to plan and execute a Small Business Series.

Through SEFTC, the TPA coordinated regionally to develop and adopt the 2045 Regional Long Range Plan (RTP) and a prioritized Transportation Regional Incentive Program (TRIP) project list. The TPA began coordination efforts with Miami-Dade TPO and Broward MPO to kick off the development of the 2050 RTP.

Staff held several workshops and webinars including topics such as bicycling safety and infrastructure, the future of transit, lane repurposing projects, truck parking, a guest speaker event with the host of Transit Unplugged Podcast and author of book: The Future of Public Transportation. The TPA also hosted a South Florida Transportation Surtax Roundtable with Broward MPO, Miami-Dade County, and TPA Governing Board members.

Lastly, staff worked with municipalities, elected officials, planning staff, and transportation partners to conduct Walk Bike Audits along various corridors in PBC to identify pedestrian and bicyclist safety concerns and determine improvements that can be made.

Activities to Be Performed

Table 14. Task 6 Activities for Fiscal Years 2023 and 2024

	Activity	Deliverable(s)	Completion Date
A*	Develop, implement and update the regional transportation plan including performance measures, regional transportation network, financial forecast guidance, scenario planning, and project identification.	Adopted Regional Transportation Plan	Dec 2024

	Activity	Deliverable(s)	Completion Date
B	Adopt a prioritized TRIP project list through SEFTC	TRIP Priority List	Annually
C	Serve on partner agency committees and/or provide input into the development of transportation planning documents as appropriate (e.g., FTP, SIS Plan, Community Traffic Safety Team, SFRTA, Palm Tran, etc.)	Meeting Attendance	As Needed
D*	Conduct ad-hoc work groups, workshops, peer exchanges, or other events to educate and learn from stakeholders regarding various transportation topics	Work Groups, Workshops, Peer Exchanges, or Other Events	As Needed
E	Participate and coordinate with SEFTC and partner agencies for regional public participation and collaboration.	Meeting Attendance	As Needed

*TPA staff will utilize outside consultants to support the work performed on these activities up to the total amount shown for consultants in each fiscal year.

Table 15. Task 6 Budget for Fiscal Years 2023 and 2024

Year 1: FY 2023				
Budget Category	FHWA		FTA 5305(d)	FY 2023 Total
	PL	SU	Federal	
Personnel (salary and benefits)	\$249,509	\$60,091	\$64,663	\$374,263
Consultants	\$27,739	\$80,261		\$108,000
FY 2023 Total	\$277,248	\$140,352	\$64,663	\$482,263
Year 2: FY 2024				
Budget Category	FHWA			FY 2024 Total
	PL	SU		
Personnel (salary and benefits)	\$205,845	\$205,845		\$411,690
Consultants	\$40,043	\$15,581		\$55,624
FY 2024 Total	\$245,888	\$221,426		\$467,314

Task 7. Administer the Agency

Responsible Agency: Palm Beach TPA

Participating Agencies: FHWA, FTA, PBC, Local Municipalities, FDOT, TCRPC, SFRPC, BMPO, MDTPO

Purpose

Provide the staff and resources necessary to administer the 3-C transportation planning process and to provide a fair and impartial setting for effective regional decision-making.

Previous Work

Staff performed required on-going activities including supporting the TPA Governing Board and advisory committee meetings; updated necessary documents, assisted in audits, and submitted quarterly/monthly progress reports and reimbursement requests.

The TPA adapted to the COVID-19 pandemic by modifying the conduct of public meetings by utilizing the Zoom webinar platform because it did not require the public to purchase or download any additional software or equipment to attend meetings virtually. The TPA will offer hybrid meeting options moving forward as it allows for easy access for the public to participate and provide public comment.

The TPA received a Silver Level Bicycle Friendly Business designation from the League of American Bicyclists in September 2020 and was designated a Best Workplace for Commuters in January 2021 and 2022.

The TPA executed contracts for external auditing services, building cleaning and maintenance services, copier services, a learning management system and training vendors for ongoing staff learning opportunities, and a recruitment firm to hire a permanent Executive Director.

The TPA continually updated its Personnel Handbook to become a resource for staff with workplace procedures. Additionally, the TPA amended its holiday to include Juneteenth, in line with it becoming a federal holiday.

Activities to Be Performed

Table 16. Task 7 Activities for Fiscal Years 2023 and 2024

	Activity	Deliverable(s)	Completion Date
A*	Administer TPA Governing Board and advisory committee meetings	Agendas, minutes, presentations	Monthly
B*	Monitor the two-year UPWP for FY 23-24, process modifications and amendments, coordinate tasks with participating agencies, submit progress reports and invoices to FDOT, and adopt the FY 25-26 UPWP	Progress Reports and Invoices	At least quarterly
		FY 25-26 UPWP	May 2024
C*	Monitor, update and implement the Strategic Plan	Strategic Plan	Annually

	Activity	Deliverable(s)	Completion Date
D*	Provide training for TPA staff and TPA Governing Board members at conferences, workshops, etc. Attend business meetings as required.	Training, conference, and meeting attendance	As Needed
E*	Perform financial tasks including grant reimbursements, audit reports, budget, supporting FDOT audit(s), grant reconciliations, timekeeping, inventory, contract management, invoice payments	Audit report	Annually
		FDOT audit(s)	Semi-Annually
F	Participate in joint FDOT/TPA and federal certification reviews	Responses to certification questions	As Needed
G*	Procure services, supplies, and equipment (RFPs, contracts, etc.)	Executed contracts	As Needed
H	Hire additional TPA personnel to support the TPA's administration and planning processes	Staff Accountant	June 2023
I*	Establish and update, as needed, agreements, operating procedures, and Continuity of Operations Plan (COOP) for compliance with state and federal rules/laws	Executed Agreements	Jun 2020 (MPO) Dec 2020 (Transit) Annually (TD) As needed (Misc.)
		Updated Operating Procedures	As Needed
		Updated COOP	As Needed
J	Monitor the release of 2020 U.S. Census results, including any re-designation or re-affirmation process conducted pursuant to Section 339.175, F.S.	Redesignated/ Reaffirmed TPA	Following 2020 Census
K*	Obtain legal services to support the TPA's administration of the federal planning process and defend the TPA against all claims	Legal Review of agendas, documents, etc.	Monthly
		Legal Defense Documents	As Needed
L	Monitor DBE participation and report payments	Monitoring report	As Needed
M	TIP project management database	TIP database	Ongoing
N	Performance Measures interactive tracking website	Website	Ongoing
O	Automated pedestrian and bicycle counts at signals	Count data database	Ongoing
P	Geospatial Mapping software and online publishing	Software	Ongoing

*TPA staff will utilize outside consultants to support the work performed on these activities up to the total amount shown for consultants in each fiscal year.

Table 17. Task 7 Budget for Fiscal Years 2023 and 2024

Year 1: FY 2023				
Budget Category	FHWA		FTA 5305(d)	FY 2023 Total
	PL	SU	Federal	
Personnel (salary and benefits)	\$519,661	\$125,155	\$134,675	\$779,491
Consultants	\$16,311	\$47,189		\$63,500
Travel	\$86,400			\$86,400
Direct Expenses				
Facilities	\$267,750	\$89,250		\$357,000
Professional	\$129,650	\$129,650		\$259,300
Administrative	\$9,975	\$29,925		\$39,900
Graphics & Advertising	\$9,100	\$9,100		\$18,200
Supplies	\$80,640	\$20,160		\$100,800
Equipment & Improvements	\$20,900			\$20,900
FY 2023 Total	\$1,140,387	\$450,429	\$134,675	\$1,725,491
Year 2: FY 2024				
Budget Category	FHWA			FY 2024 Total
	PL	SU		
Personnel (salary and benefits)	\$428,720	\$428,720		\$857,440
Consultants	\$29,545	\$15,581		\$41,041
Travel	\$90,700			\$90,700
Direct Expenses				
Facilities	\$281,250	\$93,750		\$375,000
Professional	\$133,250	\$133,250		\$266,500
Administrative	\$10,475	\$31,425		\$41,900
Graphics & Advertising	\$9,550	\$9,550		\$19,100
Supplies	\$84,720	\$21,180		\$105,900
Equipment & Improvements	\$21,945			\$21,945
FY 2024 Total	\$1,090,156	\$729,370		\$1,819,526

Task 8. Transfers to Other Agencies

Purpose

To describe the regional planning responsibilities and funding sources for the maintenance and further development of the Southeast Regional Planning Model (SERPM) to forecast regional travel patterns and for the acquisition of big data to support the validation and calibration of SERPM in support of the metropolitan planning process.

Previous Work

The region has collaborated in the development and maintenance of previous versions of SERPM, a modeling tool which uses scenario forecasting to prepare for new socioeconomic environments and potential planning challenges within Southeast Florida. SERPM is updated every five years to support the development of regional and local transportation plans and other regional planning efforts. TPA staff began working with regional partners towards the implementation of SERPM 9 and collaborating on a big data purchase.

Memorandums of Understanding (MOU) have been entered jointly by the Miami-Dade TPO, Broward MPO, Palm Beach TPA, and FDOT Districts 4 and 6, to develop and maintain an effective travel demand modeling tool and transportation data collection methods within the region.

Activities to Be Performed

Table 18. Task 8 Activities for Fiscal Years 2023 and 2024

	Activity	Deliverable(s)	Completion Date
A	Regional Transportation Plan (RTP) development (by Miami-Dade TPO), including performance measures, regional transportation network, financial forecast guidance, scenario planning, and project identification. <i>Transfer to Miami-Dade TPO</i>	RTP	Dec 2024
B	SERPM 8/9 Model Maintenance (by FDOT District 4) including administrative and technical support, including training, documentation, and maintenance service. <i>Transfer to FDOT</i>	Training Workshops SERPM updates Comprehensive Performance Measures report	As Needed
C	SERPM 9 Development (by Miami-Dade TPO) using a 2020 base year and 2050 future year to predict travel demand patterns and markets for regional transit and highway projects and to analyze future trends <i>Transfer to Miami-Dade TPO</i>	SERPM 9 development, calibration/validation, and reports	Jun 2024

Financial participation by the TPA is shown below along with a regional table showing the lead agency, various funding sources, and amounts by fiscal year for each of the shared regional tasks.

Table 19. Task 8 Budget for Fiscal Years 2023 and 2024

Year 1: FY 2023			
Budget Category	FHWA		FY 2023 Total
	PL	SU	
Consultants			
2050 RTP	\$166,666		\$166,666
SERPM Maintenance		\$6,500	\$6,500
SERPM 9 Development			
FY 2023 Total	\$166,666	\$6,500	\$173,166
Year 2: FY 2024			
Budget Category	FHWA		FY 2024 Total
	PL	SU	
Consultants			
2050 RTP	\$166,666		\$166,666
SERPM Maintenance		\$6,500	\$6,500
FY 2024 Total	\$166,666	\$6,500	\$173,166

Table 20. Funding Sources for Task 8 with Partner Agencies

Year 1: FY 2023				
	FHWA		State	FY 2023 Total
	PL	SU	DS	
SERPM Maintenance				
Lead Agency: FDOT District 4			\$12,500	\$12,500
FDOT D6			\$12,500	\$12,500
Miami-Dade TPO		\$10,000		\$10,000
Broward MPO	\$8,500			\$8,500
Palm Beach TPA		\$6,500		\$6,500
SERPM 9 Development				
Lead Agency: Miami-Dade TPO				
FDOT D4			\$250,000	
FDOT D6			\$250,000	
Broward MPO				
Palm Beach TPA				
2050 RTP Development				
Lead Agency: Miami-Dade TPO	\$166,666			\$166,666
Broward MPO	\$166,668			\$166,668
Palm Beach TPA	\$166,666			\$166,666
FY 2023 Total	\$508,500	\$16,500	\$525,000	\$1,050,000
Year 2: FY 2024				
	FHWA		State	FY 2024 Total
	PL ¹	SU	DS	
SERPM Maintenance				
Lead Agency: FDOT District 4			\$12,500	\$12,500
FDOT D6			\$12,500	\$12,500
Miami-Dade TPO		\$10,000		\$10,000
Broward MPO	\$8,500			\$8,500
Palm Beach TPA		\$6,500		\$6,500
2050 RTP Development				
Lead Agency: Miami-Dade TPO	\$166,666			\$166,666
Broward MPO	\$166,668			\$166,668
Palm Beach TPA	\$166,666			\$166,666
FY 2024 Total	\$508,500	\$16,500	\$25,000	\$550,000

Task 9. Agency Expenditures with Local Funds

Purpose

Authorize local fund expenditures for items that are not reimbursable from state and federal grant sources or used as a local match.

- **Maximize Agency Effectiveness** – Influence laws, policies, and discretionary funding decisions at the state and national levels to implement TPA priority transportation projects. Conduct peer exchanges with other MPOs around the country to inform better decision-making by TPA Governing Board members and staff. Support informed decision-making by TPA Governing Board members. This task may include professional lobbyist assistance.
- **Improve Public Engagement** – Purchase and distribute items to promote the TPA programs and solicit feedback, conduct targeted outreach events, and provide subsidy awards for transportation related activities, initiatives, and events that align with the mission and vision of the TPA.
- **Enhance Staff Performance** – Fund staff professional certification and licensing dues, professional society memberships, and other staff enhancement expenses, and provide refreshments at meetings to maximize productivity.
- **Balance to TPA Reserve** – The balance of this account will be added to the TPA Reserve Account.

Table 21. Task 9 Activities for Fiscal Years 2023 and 2024

	Activity	Completion Date
A*	Maximize Agency Effectiveness: Advocacy activities, including TPA travel expenses, TPA staff time, consultant fees, peer exchanges, board member briefings, etc.	As Needed
B*	Improve Public Engagement: Promotional items, activities, and sponsorships	As Needed
C	Enhance Staff Performance: Certification and licensing dues and other staff enhancement expenses, professional organizational memberships, meeting refreshments	As Needed
D	Balance to TPA Reserve Fund	As Needed

*TPA staff will utilize outside consultants to support the work performed on these activities up to the total amount shown for consultants in each fiscal year.

Table 22. Task 9 Budget for Fiscal Years 2023 and 2024

Year 1: FY 2023	
Budget Category	Local
Maximize Agency Effectiveness	\$55,000
Improve Public Engagement	\$30,000
Enhance Staff Performance	\$15,000
Balance to TPA Reserve Fund	\$43,943
FY 2023 Total	\$143,943
Year 2: FY 2024	
Budget Category	Local
Maximize Agency Effectiveness	\$55,000
Improve Public Engagement	\$30,000
Enhance Staff Performance	\$15,000
Balance to TPA Reserve Fund	\$46,428
FY 2024 Total	\$146,428

DRAFT

APPENDIX A

Acronyms

Acronym	Definition	Acronym	Definition
ACES	Automated/Connected/Electric/Shared-Use Vehicles	FY	Fiscal Year
ADA	Americans with Disabilities Act	GIS	Geographic Information System
AV	Automated Vehicles	LCB	Local Coordinating Board
BMPO	Broward Metropolitan Planning Organization	LI	Local Initiatives
CAC	Citizen's Advisory Committee	LLC	Limited Liability Company
CFR	Codes of Federal Regulation	LOPP	List of Priority Projects
CMP	Congestion Management Process	L RTP	Long Range Transportation Plan
COOP	Continuity of Operations Plan	MDTPO	Miami-Dade Transportation Planning Organization
CPG	Consolidated Planning Grant	MOU	Memorandum of Understanding
CTC	Community Transportation Coordinator	MPO	Metropolitan Planning Organization
CTD	Commission on Transportation Disadvantaged	MPOAC	Metropolitan Planning Organization Advisory Council
CV	Connected Vehicles	PBAU	Palm Beach Atlantic University
DBE	Disadvantaged Business Enterprise	PBC	Palm Beach County
ERC	Electronic Review Comments	PBCHD	Palm Beach County Health Department
ETDM	Efficient Transportation Decision Making	PBSC	Palm Beach State College
FAST	Fixing America's Surface Transportation	PD&E	Project Development and Environment
FAU	Florida Atlantic University	PEA	Planning Emphasis Areas
FDEP	Florida Department of Environmental Protection	PL	Metropolitan Planning
FDOT	Florida Department of Transportation	PM	Performance Measures
FEC	Florida East Coast	PPP	Public Participation Plan
FFY	Federal Fiscal Year	RTP	Regional Transportation Plan
FHWA	Federal Highway Administration	SEFTC	Southeast Florida Transportation Council
FTA	Federal Transit Administration	SERPM	Southeast Florida Regional Planning Model
FTP	Florida Transportation Plan	SFRPC	South Florida Regional Planning Council

Acronym	Definition	Acronym	Definition
SFRTA	South Florida Regional Transportation Authority	TDSP	Transportation Disadvantaged Service Plan
SHSP	State's Strategic Highway Safety Plan	TIP	Transportation Improvement Program
SIS	Strategic Intermodal System	TMA	Transportation Management Area
SRM	State Road Modifications	TPA	Transportation Planning Agency
STBG	Surface Transportation Block Grant (SU)	TPO	Transportation Planning Organization
TA	Transportation Alternatives	TRIP	Transportation Regional Incentive Program
TAC	Technical Advisory Committee	TSP	Transit Signal Priority
TCRPC	Treasure Coast Regional Planning Council	UPWP	Unified Planning Work Program
TD	Transportation Disadvantaged	UZA	Urbanized Area
TDP	Transit Development Plan	VZAC	Vision Zero Advisory Committee

APPENDIX B

Resolution Adopting the FYs 2023 and 2024 UPWP

DRAFT

APPENDIX C
Budget Summary

Summary Budget Table

Funding Source Contract Fiscal Year Total Budget	CTD G3		FFY 21 FTA 5305(d) G2		FHWA G1		Local	
	2023	2024	2023	2024	2023	2024	2023	2024
	\$ 49,871	\$ 49,871	\$ 390,000	\$ -	\$ 4,384,277	\$ 4,583,051	\$ 143,943	\$ 146,428
Task 1 Public Engagement								
Personnel (salary and benefits)	\$ -	\$ -	\$ 53,806	\$ -	\$ 257,621	\$ 342,570	\$ -	\$ -
Consultant	\$ -	\$ -	\$ -	\$ -	\$ 156,500	\$ 81,666	\$ -	\$ -
Sub Total	\$ -	\$ -	\$ 53,806	\$ -	\$ 414,121	\$ 424,236	\$ -	\$ -
Task 2 Plan the System Short Term								
Personnel (salary and benefits)	\$ 49,871	\$ 49,871	\$ 21,700	\$ -	\$ 103,898	\$ 143,146	\$ -	\$ -
Consultant	\$ -	\$ -	\$ -	\$ -	\$ 861,318	\$ 235,414	\$ -	\$ -
Sub Total	\$ 49,871	\$ 49,871	\$ 21,700	\$ -	\$ 965,216	\$ 378,560	\$ -	\$ -
Task 3 Plan the System Long Term								
Personnel (salary and benefits)	\$ -	\$ -	\$ 29,531	\$ -	\$ 141,390	\$ 188,014	\$ -	\$ -
Consultant	\$ -	\$ -	\$ -	\$ -	\$ 200,000	\$ 550,000	\$ -	\$ -
Sub Total	\$ -	\$ -	\$ 29,531	\$ -	\$ 341,390	\$ 738,014	\$ -	\$ -
Task 4 Prioritize Funding								
Personnel (salary and benefits)	\$ -	\$ -	\$ 58,242	\$ -	\$ 278,858	\$ 370,810	\$ -	\$ -
Consultant	\$ -	\$ -	\$ -	\$ -	\$ 72,000	\$ 37,083	\$ -	\$ -
Sub Total	\$ -	\$ -	\$ 58,242	\$ -	\$ 350,858	\$ 407,893	\$ -	\$ -
Task 5 Implement Projects								
Personnel (salary and benefits)	\$ -	\$ -	\$ 27,383	\$ -	\$ 131,110	\$ 174,342	\$ -	\$ -
Sub Total	\$ -	\$ -	\$ 27,383	\$ -	\$ 131,110	\$ 174,342	\$ -	\$ -
Task 6 Collaborate with Partners								
Personnel (salary and benefits)	\$ -	\$ -	\$ 64,663	\$ -	\$ 309,600	\$ 411,690	\$ -	\$ -
Consultant	\$ -	\$ -	\$ -	\$ -	\$ 108,000	\$ 55,624	\$ -	\$ -
Sub Total	\$ -	\$ -	\$ 64,663	\$ -	\$ 417,600	\$ 467,314	\$ -	\$ -
Task 7 Administer the Agency								
Personnel (salary and benefits)	\$ -	\$ -	\$ 134,675	\$ -	\$ 644,816	\$ 857,440	\$ -	\$ -
Consultant	\$ -	\$ -	\$ -	\$ -	\$ 63,500	\$ 41,041	\$ -	\$ -
Travel	\$ -	\$ -	\$ -	\$ -	\$ 86,400	\$ 90,700	\$ -	\$ -
Direct Expenses	\$ -	\$ -	\$ -	\$ -	\$ 796,100	\$ 830,345	\$ -	\$ -
Sub Total	\$ -	\$ -	\$ 134,675	\$ -	\$ 1,590,816	\$ 1,819,526	\$ -	\$ -
Task 8 Transfers to Other Agencies								
Consultant	\$ -	\$ -	\$ -	\$ -	\$ 173,166	\$ 173,166	\$ -	\$ -
Sub Total	\$ -	\$ -	\$ -	\$ -	\$ 173,166	\$ 173,166	\$ -	\$ -
Task 9 Agency Expenditures with Local Funds								
Maximize Agency Effectiveness	\$ -	\$ -	\$ -	\$ -	\$ -	\$ -	\$ 55,000	\$ 55,000
Improve Public Engagement	\$ -	\$ -	\$ -	\$ -	\$ -	\$ -	\$ 30,000	\$ 30,000
Enhance Staff Performance	\$ -	\$ -	\$ -	\$ -	\$ -	\$ -	\$ 15,000	\$ 15,000
Balance to TPA Reserve	\$ -	\$ -	\$ -	\$ -	\$ -	\$ -	\$ 43,943	\$ 46,428
Sub Total	\$ -	\$ -	\$ -	\$ -	\$ -	\$ -	\$ 143,943	\$ 146,428
TOTAL PROGRAMMED	\$ 49,871	\$ 49,871	\$ 390,000	\$ -	\$ 4,384,277	\$ 4,583,051	\$ 143,943	\$ 146,428

Funding Source Table

Fiscal Year 2023

Contract	Funding Source	Source Level	2023	FY 2023 Funding Source			
				Soft Match	Federal	State	Local
G3	CTD	State	\$ 49,871	\$ -	\$ -	\$ 49,871	\$ -
		CTD G3 TOTAL	\$ 49,871	\$ -	\$ -	\$ 49,871	\$ -
G2	FFY 21 FTA 5305(d)	Federal	\$ 390,000	\$ 97,500	\$ 390,000	\$ -	\$ -
		FFY 21 FTA 5305(d) G2 TOTAL	\$ 390,000	\$ 97,500	\$ 390,000	\$ -	\$ -
G1	FHWA	PL	\$ 2,651,277	\$ 584,750	\$ 2,651,277	\$ -	\$ -
		SU	\$ 1,733,000	\$ 382,220	\$ 1,733,000	\$ -	\$ -
		FHWA G1 TOTAL	\$ 4,384,277	\$ 966,970	\$ 4,384,277	\$ -	\$ -
	Local	Local	\$ 143,943	\$ -	\$ -	\$ -	\$ 143,943
		Local TOTAL	\$ 143,943	\$ -	\$ -	\$ -	\$ 143,943
TOTAL			\$ 4,968,091	\$ 1,064,470	\$ 4,774,277	\$ 49,871	\$ 143,943

Fiscal Year 2024

Contract	Funding Source	Source Level	2024	FY 2024 Funding Source			
				Soft Match	Federal	State	Local
G3	CTD	State	\$ 49,871	\$ -	\$ -	\$ 49,871	\$ -
		CTD G3 TOTAL	\$ 49,871	\$ -	\$ -	\$ 49,871	\$ -
G2	FFY 21 FTA 5305(d)	Federal	\$ -	\$ -	\$ -	\$ -	\$ -
		FFY 21 FTA 5305(d) G2 TOTAL	\$ -	\$ -	\$ -	\$ -	\$ -
G1	FHWA	PL	\$ 2,763,051	\$ 609,402	\$ 2,763,051	\$ -	\$ -
		SU	\$ 1,820,000	\$ 401,409	\$ 1,820,000	\$ -	\$ -
		FHWA G1 TOTAL	\$ 4,583,051	\$ 1,010,811	\$ 4,583,051	\$ -	\$ -
	Local	Local	\$ 146,428	\$ -	\$ -	\$ -	\$ 146,428
		Local TOTAL	\$ 146,428	\$ -	\$ -	\$ -	\$ 146,428
			\$ 4,779,350	\$ 1,010,811	\$ 4,583,051	\$ 49,871	\$ 146,428

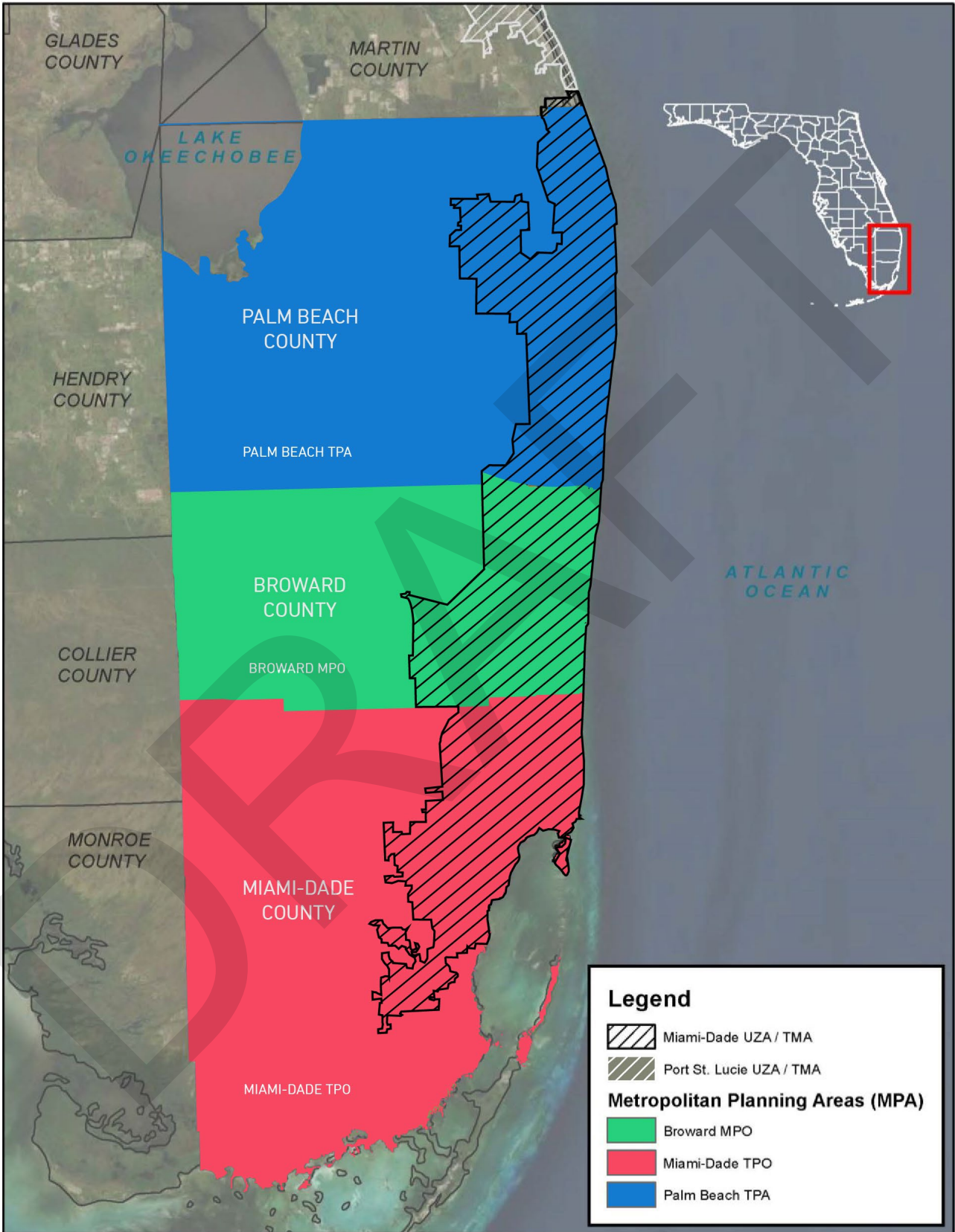
5-Year Plan

GRANT FUNDED ACTIVITIES					
Revenue Source	FY23	FY 24	FY 25	FY 26	FY 27
Consolidated Planning Grant (CPG) (FHWA) PL Funds	\$2,046,159	\$2,157,933	\$2,157,933	\$2,157,933	\$2,157,933
Consolidated Planning Grant (CPG) (FTA) 5305d Funds	\$605,118	\$605,118	\$605,118	\$605,118	\$605,118
Consolidated Planning Grant (CPG) (FHWA) SU Funds	\$1,733,000	\$1,820,000	\$1,911,000	\$2,007,000	\$2,107,000
FFY 21 Carry Forward (FTA) 5305d Funds	\$390,000				
FL Commission for Transportation Disadvantaged (CTD)	\$49,871	\$49,871	\$49,871	\$49,871	\$49,871
TOTAL FUNDING	\$4,824,148	\$4,632,922	\$4,723,922	\$4,819,922	\$4,919,922
Expenditures					
Personnel & Benefits (16FT and 1 Intern)	\$2,307,164	\$2,537,883	\$2,664,777	\$2,798,016	\$2,937,917
Travel/Training	\$86,400	\$90,700	\$95,200	\$100,000	\$105,000
Consultant Services and Transfers to Other Agencies	\$1,634,484	\$1,173,994	\$1,097,882	\$1,018,588	\$934,831
Direct Expenses	\$796,100	\$830,345	\$866,063	\$903,318	\$942,175
TOTAL GRANT EXPENDITURES	\$4,824,148	\$4,632,922	\$4,723,922	\$4,819,922	\$4,919,922
LOCALLY FUNDED ACTIVITIES					
Revenue Source	FY21	FY 22	FY 23	FY 24	FY 25
TPA Member Dues	\$143,943	\$146,428	\$149,356	\$152,343	\$155,390
Expenditures					
Maximize Agency Effectiveness	\$60,000	\$60,000	\$60,000	\$60,000	\$60,000
Improve Public Engagement	\$25,000	\$25,000	\$25,000	\$25,000	\$25,000
Enhance Staff Performance	\$15,000	\$15,000	\$15,000	\$15,000	\$15,000
Balance to TPA Reserve Fund	\$43,943	\$46,428	\$49,356	\$52,343	\$55,390
TOTAL LOCAL EXPENDITURES	\$143,943	\$146,428	\$149,356	\$152,343	\$155,390
TPA FUNDING BALANCE					
Grant and Local Revenues	\$ 4,968,091	\$ 4,779,350	\$ 4,873,278	\$ 4,972,265	\$ 5,075,312
Grant and Local Expenditures	\$ 4,968,091	\$ 4,779,350	\$ 4,873,278	\$ 4,972,265	\$ 5,075,312
TPA Total Revenues less Expenditures					
TPA Reserve Fund Beginning Balance*	\$ 351,268	\$ 395,211	\$ 441,639	\$ 490,995	\$ 543,338
TPA NET RESERVE FUND BALANCE	\$ 395,211	\$ 441,639	\$ 490,995	\$ 543,338	\$ 598,729

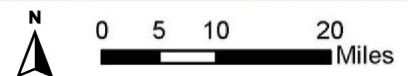
* Based upon estimated accrued Reserve Fund balance as of 7/01/2022

APPENDIX D

Map of Miami Urbanized Area



Service Layer Credits: Source: Esri, DigitalGlobe, GeoEye, Earthstar Geographics, CNES/Airbus DS, USDA, USGS, AeroGRID, IGN, and the GIS User Community



DRAFT

APPENDIX E
FDOT D4 Planning Activities

APPENDIX F

UPWP Statements, Assurances and Policies

2.5 Travel

- A. **Applicability.** The TPA's travel policy applies to all TPA staff, Governing Board members, appointed officials, advisory committee members, interns, and other authorized officials traveling on official business paid for by the TPA.
- B. **Authorization.** The TPA Governing Board Chair must authorize travel by the Executive Director, any Governing Board members, all committee members, and all community representatives. The Executive Director must authorize travel for all TPA staff. Travel must be authorized in advance of the travel occasion to be eligible for TPA payment. The number of individuals traveling to any one event shall be monitored and limited to maintain the local operational capacity of the TPA and to maximize the beneficial purposes of the travel occasion for the TPA. TPA staff shall report all authorized travel to the full Governing Board as soon as practicable following the travel occasion.
- C. **Travel Costs.** All authorized parties traveling on official business for the TPA are expected to seek advanced registration discount rates, to travel by the most economical and efficient means to/from the travel occasion, and to select reasonably priced lodging accommodations for the travel occasion.
 - 1. **Registration.** The TPA shall pay actual registration costs for authorized travel either by direct payment to the vendor or as a reimbursement for traveler-paid registration fees.
 - 2. **Transportation.** The traveler must compare the cost and time associated with means of travel by personal vehicle, travel by rental car, travel by public or private surface transit, and travel by commercial or general airplane. The TPA will pay or reimburse the traveler for the most economical (cost) and efficient (time) travel option to/from the event, even if the traveler elects to use another option. The Traveler is responsible for providing the full cost comparisons at the time of the travel request. Travel by personal vehicle shall be reimbursed utilizing the federal mileage rate, as amended from time to time.
 - 3. **Lodging Expenses.** The traveler is expected to plan in advance and with sufficient notice to stay on the premises for a travel-related event. The TPA will pay or reimburse up to the amount for the standard room accommodations or lowest cost option available in the negotiated event room block. In such case where the negotiated room block rate is not available or does not exist, the traveler must compare the available lodging within a 3 mile radius and select the most economical and efficient alternative. Exceptions to these requirements may be made by the Executive Director on a situational basis based on safety, meeting events, and/or logistics.
 - 4. **Meal Allowances.** The TPA shall pay for meals when travel occurs during meal times: 1) for all overnight travel events, and 2) for same-day travel to a destination at least 100 miles away from the TPA office. The payment shall be in the following amounts:

- a. Breakfast: \$10.00
- b. Lunch: \$15.00
- c. Dinner: \$30.00

- 5. Incidental Travel Expenses. The TPA shall reimburse for incidental travel expenses including tolls, local transportation costs (cab fares, TNC fares, transit fares, bike share, etc.), parking, etc. pursuant to federal and state regulations.
- 6. Traveler Conduct. TPA staff and Board members are expected to attend applicable training sessions offered during normal business hours and to adhere to all travel and rules of conduct policies.
- 7. Travel Advances. The TPA will not authorize travel advances. The TPA will either prepay by direct payment to the vendor or pay a reimbursement to the traveler for travel-related costs.

DRAFT

APPENDIX G
Comments and Responses



Summary Points of the February 17, 2022 Governing Board Meeting

PDF versions of the agenda, backup material and presentations as well as audio and video recordings are available for review at PalmBeachTPA.org/Board

Approved Transportation Disadvantaged Local Coordinating Board (TD LCB) Appointments – The Board approved Elizabeth Clark as the Representative for Children at Risk, and Milory Senat as the Representative and Pauline Spence as the Alternate for the Agency for Persons with Disabilities through February 2025.

Approved Technical Advisory Committee (TAC) Renewals – The Board approved renewal of Anna Biewlawska as the Alternate for Palm Tran and Tamashbeen Rahman as the Alternate for the City of Boca Raton through February 2025.

Approved Palm Beach TPA Agreement No. 2021-16 – The Board approved an agreement with Daruma Tech for Website Redevelopment Services in an amount of \$52,982.00 with an option to extend the agreement up to two additional years.

Approved TPA Operating Procedures, Section 2.3.E Amendment – The Board approved an amendment that requires members of the public wishing to add an item to a future TPA agenda to first request the item during a Board meeting for the members present to determine its merits for addition.

Adopted FY 22-26 Transportation Improvement Program (TIP) Amendment #3 – The Board adopted a Resolution approving deletion of the Indiantown Road from US-1 to A1A project (FM #4415721), addition of I-95 wrong way detection systems project (FM #4495201), and addition of new projects with FTA 5310 Operating Assistance (FM# 4502781, 4504521, 4504531, 4504751 and 4504971).

Adopted 2022 Safety Targets – The Board adopted a Resolution approving the 2022 Safety Targets in line with the State's roadway safety targets of zero (0) traffic-related fatalities and serious injuries.

Adopted TPA Operating Procedures, Section 5 Amendment – The Board approved an amendment to rename the Bicycle-Trailways-Pedestrian Advisory Committee (BTPAC) to the Vision Zero Advisory Committee (VZAC) and added additional membership groups. These changes aim to better align with the TPA's Vision Zero efforts, while still maintaining a focus on pedestrian and bicycle safety.

Performance Measures Dashboard – TPA staff provided a walkthrough of the interactive dashboard that tracks all adopted performance measures and targets. The dashboard can be viewed at PalmBeachTPA.org/PM.

Florida Bicycle Month – TPA staff provided an update on Florida Bicycle Month activities in March and encouraged municipalities to adopt a Florida Bicycle Month Proclamation to celebrate and support bicycling in their community. More information regarding events and safety can be viewed at WalkBikePalmBeach.org.

Partner Agency Updates – County Commissioner Marino provided an update on Tri-Rail operations, Vice Chair Reed provided a review of the Metropolitan Planning Organization Advisory Council (MPOAC) Governing Board meeting, and Assistant County Administrator Todd Bonlarron provided an update on Palm Tran initiatives and staff updates.

Project Scheduling Report – March 2022

Phases occurring within the next 90 days

Palm Beach TPA & FDOT District 4

The purpose of this report is to ensure stakeholders are aware of upcoming activities for each project to allow for increased input. The TPA has consolidated the FDOT report to focus on TPA priorities and scheduling activities that are occurring within the next 90 days. The full list of scheduling activities is described below.

Scheduled Activity	Description
Multimodal Scoping Checklist (MMSC)	FDOT's Office of Modal Development (OMD) notifies impacted agencies to enter comments about the project scope. The local agency can confirm or discuss context class, minor comments about multimodal features.
Resolution from Agency (for Off-System Projects Only)	If an off-system project is administered by FDOT, the local agency's governing board must pass a resolution endorsing FDOT's delivery of the project.
Review of Scope with Agency	Meet with local agency to review and confirm scope prior to FDOT advertising for consultant acquisition.
Execution Date (Design)	FDOT Design starts.
Project Kickoff Meeting	FDOT Design Team coordinates with local agency. Contact the FDOT project manager for date/time/location of the meeting.
Initial Field Review	Field Review meeting. Typically occurs at the project site.
Initial Engineering	30% plans to reviewers. Stakeholders provide review and feedback on the approved Typical Section.
Public Information Workshop	FDOT conducts public information workshop.
Constructability Plans	60% plans to reviewers. At this time most of the Design is complete, no scope discussion, review focuses on items to be constructed, their construction impacts, and materials to be used.
Plans Specification and Estimates (PSE) Meeting	FDOT PM arranges field review with all reviewers to evaluate the final engineering plans with respect to actual field conditions.
Biddability Plans to Reviewers	90% plans. At this time, Design is complete. Verifying quantities and pay items.
Production	100% plans. Plans are complete.
Local Agency Program (LAP) Commitment	Agency and FDOT commits the project funds and budget to the Legislature and the Governor's office.
Letting	Bids are opened and the apparent low bid contract is determined. Construction typically begins 4 to 6 months after letting.
Construction Notice to Proceed (NTP)	Construction starts. Construction dates for FDOT administered projects can be found through the FDOT Operations Center.

For more information on a project, please contact the FDOT District 4 office at 954.486.1400 and ask to be transferred to the FDOT Project Manager for the specific project. For the FDOT copy of the report with the full project schedule, contact Larry Wallace at larry.wallace@dot.state.fl.us or 954.777.4208.

Please note, the dates shown in this report are a snapshot and dates can change frequently. Updated reports are requested monthly from FDOT.

FM #	Location	Type of Work	Lead Agency	Phase Milestone	Date
SIS Capacity					
4132601	I-95 AT PALM BEACH LAKES BLVD	INTERCHANGE - ADD LANES	FDOT	Agency Scope Review	2/24/2022
4378681	SOUTHERN BLVD/SR-80 AT SR-7/US-441	ADD TURN LANE(S)	FDOT	Initial Engineering	3/3/2022
4435901	I-95 AT PGA BLVD	ADD SPECIAL USE LANE	FDOT	Letting	3/4/2022
4417221	SOUTHERN BLVD/SR-80 AT AUSTRALIAN AVE	INTERSECTION IMPROVEMENT	FDOT	Construction Notice to Proceed (NTP)	3/7/2022
4465511	BEELINE HWY/SR-710 FROM MARTIN COUNTY LINE TO OLD DIXIE HIGHWAY	ARTERIAL TRAFFIC MGMT SYSTEMS	FDOT	Initial Field Review	3/22/2022
4465511	BEELINE HWY/SR-710 FROM MARTIN COUNTY LINE TO OLD DIXIE HIGHWAY	ARTERIAL TRAFFIC MGMT SYSTEMS	FDOT	Execution Date (Design)	3/25/2022
4369631	I-95 AT 6TH AVE S	INTERCHANGE - ADD LANES	FDOT	Public Information Workshop	3/28/2022
4353842	I-95 AT LINTON BLVD	INTERCHANGE IMPROVEMENT	FDOT	Execution Date (Design)	4/15/2022
4192511	BEELINE HWY/SR-710 FROM NORTHLAKE BLVD TO BLUE HERON BLVD/SR-708	ADD LANES & RECONSTRUCT	FDOT	Production	5/2/2022
4369631	I-95 AT 6TH AVE S	INTERCHANGE - ADD LANES	FDOT	Biddability	5/4/2022
4132581	I-95 AT LANTANA RD	INTERCHANGE - ADD LANES	FDOT	Initial Engineering	5/6/2022
4435901	I-95 AT PGA BLVD	ADD SPECIAL USE LANE	FDOT	Construction Notice to Proceed (NTP)	5/17/2022
4441211	I-95 AT BELVEDERE RD SB OFF RAMP	PRELIMINARY ENGINEERING	FDOT	Public Information Workshop	5/23/2022
State Road Modifications					
4400461	LAKE WORTH RD/SR-802 ROUNDABOUT PEDESTRIAN IMPROVEMENTS	PEDESTRIAN SAFETY IMPROVEMENT	FDOT	Production	3/7/2022
2296584	ATLANTIC AVE/SR-806 FROM SR-7/US-441 TO WEST OF LYONS RD	ADD LANES & RECONSTRUCT	FDOT	Public Information Workshop	3/28/2022
2296646	SR-7 FROM 60TH ST TO NORTHLAKE BLVD	NEW ROAD CONSTRUCTION	FDOT	Letting	3/30/2022
2296647	SR-7 FROM OKEECHOBEE BLVD TO 60TH ST	ADD LANES & RECONSTRUCT	FDOT	Letting	3/30/2022
4383862	US-1 FROM 59TH ST TO NORTHLAKE BLVD	BIKE LANE/SIDEWALK	FDOT	Initial Engineering	4/20/2022
2296584	ATLANTIC AVE/SR-806 FROM SR-7/US-441 TO WEST OF LYONS RD	ADD LANES & RECONSTRUCT	FDOT	Constructability Plans	5/4/2022
4405752	ATLANTIC AVE/SR-806 FROM WEST OF LYONS RD TO TURNPIKE	PD&E/EMO STUDY	FDOT	Initial Field Review	5/13/2022
Local Initiatives Program					
4460921	OKEECHOBEE BLVD AT FOLSOM RD	ROUNDABOUT	PALM BEACH COUNTY	Kickoff Meeting	5/11/2022
Transportation Alternatives Program					
4415271	NORTHMORE NEIGHBORHOOD VARIOUS LOCATIONS	SIDEWALK	WEST PALM BEACH	LAP Commitment	3/4/2022
4443501	CLEAR LAKE TRAIL FROM OKEECHOBEE BLVD/SR-704 TO PALM BEACH LAKES BLVD	BIKE PATH/TRAIL	WEST PALM BEACH	LAP Commitment	3/4/2022
4460781	SE 1ST ST FROM BOYNTON BEACH BLVD TO WOOLBRIGHT RD	BIKE PATH/TRAIL	BOYNTON BEACH	Production	5/2/2022
4460771	SEMINOLE BLVD FROM OSWEGO AVE TO OKEECHOBEE BLVD	SIDEWALK	PALM BEACH COUNTY	Production	5/2/2022

FM #	Location	Type of Work	Lead Agency	Phase Milestone	Date
4460801	OKEECHOBEE BLVD FROM A RD TO FOLSOM RD	BIKE PATH/TRAIL	PALM BEACH COUNTY	Kickoff Meeting	5/11/2022
Other FDOT & Local Projects					
4443401	I-95 AT 6TH AVE S	LANDSCAPING	FDOT	Agency Scope Review	3/9/2022
4475491	FOREST HILL BLVD/SR-882 FROM OLIVE TREE BLVD TO JOG RD	LIGHTING	FDOT	Kickoff Meeting	4/6/2022
4456231	I-95 FROM SOUTH OF PALM BEACH LAKES BLVD TO NORTH OF 45TH ST	LIGHTING	FDOT	Biddability	4/7/2022
4417761	I-95 FROM S OF 10TH AVE N TO SR-882/FOREST HILL BLVD	ADV TRAVELER INFORMATION SYSTEM	FDOT	Construction Notice to Proceed (NTP)	4/8/2022
4475511	I-95 FROM 12TH AVE S TO 10TH AVE N	LIGHTING	FDOT	Kickoff Meeting	4/11/2022
4481361	SR-25/US-27 AT 27 MILES NORTH OF THE I-75/US-27 INTERCHANGE	NEW BRIDGE - NO ADDED CAPACITY	FDOT	Initial Field Review	4/12/2022
4331093	I-95 FROM BROWARD COUNTY LINE TO LINTON BLVD - EXPRESS LANES	LANDSCAPING	FDOT	Constructability Plans	4/25/2022
4417751	LAKE WORTH RD/SR-802 FROM EB SR-802/LAKE AVE TO WB SR-802/LUCERNE AVE	TRAFFIC SIGNAL UPDATE	FDOT	Construction Notice to Proceed (NTP)	5/2/2022
4378781	MILITARY TRAIL/SR 809 AT FOREST HILL BLVD	INTERSECTION IMPROVEMENT	FDOT	Letting	5/6/2022
4470011	INTERSECTION LIGHTING RETROFIT IMPROVEMENT	LIGHTING	FDOT	Initial Field Review	5/11/2022
4475471	FOREST HILL BLVD/SR-882 AT I-95 INTERCHANGE	INTERSECTION IMPROVEMENT	FDOT	Kickoff Meeting	5/19/2022
4475531	US-1/DIXIE HWY FROM NORTH OF LUCERNE AVE TO WPB CANAL	LIGHTING	FDOT	Kickoff Meeting	5/19/2022
4475451	OKEECHOBEE BLVD/SR-704 FROM EAST OF MILITARY TRL TO I-95	LIGHTING	FDOT	Kickoff Meeting	5/19/2022
4438431	LAKE WORTH RD/SR-802 AT HAVERHILL RD	WIDEN/RESURFACE EXIST LANES	FDOT	Public Information Workshop	5/23/2022
4456281	INTERSECTION LIGHTING IMPROVEMENTS- PALM BEACH COUNTY	LIGHTING	FDOT	Initial Engineering	5/24/2022
Major Maintenance					
4463741	SR-700/CONNERS HWY FROM NORTH OF 1ST ST TO WEST OF SR-80	RESURFACING	FDOT	Constructability Plans	2/25/2022
4476621	A1A FROM LINTON BLVD TO E ATLANTIC AVE	RESURFACING	FDOT	Agency Scope Review	3/2/2022
4476711	OKEECHOBEE BLVD/SR-704 FROM W OF I-95 TO AUSTRALIAN AVE	RESURFACING	FDOT	Execution Date (Design)	3/4/2022
4461051	STATE MARKET RD FROM SR-15 TO US-441/E MAIN ST	RESURFACING	FDOT	Agency Scope Review	3/7/2022
4428911	US-1 OVER EARMAN RIVER BRIDGE	BRIDGE REPLACEMENT	FDOT	Biddability	3/9/2022
4461761	A1A FROM S OF JOHN D MACARTHUR ENTRANCE TO PORTAGE LANDING NORTH	RESURFACING	FDOT	Initial Engineering	3/9/2022
4476621	A1A FROM LINTON BLVD TO E ATLANTIC AVE	RESURFACING	FDOT	Kickoff Meeting	3/11/2022
4476571	YAMATO RD/SR-794 FROM WEST OF I-95 TO US-1/FEDERAL HWY	RESURFACING	FDOT	Initial Field Review	3/15/2022
4461001	SR-80 FROM SR-25/US-27 TO EAST OF GLADES GLEN DR	RESURFACING	FDOT	Constructability Plans	3/15/2022
4398451	SR-715 FROM SR-80 TO W OF CANAL ST SOUTH	RESURFACING	FDOT	Constructability Plans	3/15/2022
4476711	OKEECHOBEE BLVD/SR-704 FROM W OF I-95 TO AUSTRALIAN AVE	RESURFACING	FDOT	Kickoff Meeting	3/16/2022
4476631	A1A FROM SOUTH OF LAKE AVE TO N OF IBIS WAY	RESURFACING	FDOT	Initial Field Review	3/17/2022
4461791	OKEECHOBEE BLVD FROM TAMARIND AVE TO WEST OF LAKEVIEW AVE	RESURFACING	FDOT	Initial Engineering	3/18/2022
4461051	STATE MARKET RD FROM SR-15 TO US-441/E MAIN ST	RESURFACING	FDOT	Initial Engineering	4/6/2022

FM #	Location	Type of Work	Lead Agency	Phase Milestone	Date
4476581	US-1 FROM BAILEY ST TO HARBOURSIDE DR	RESURFACING	FDOT	Execution Date (Design)	4/8/2022
4461751	A1A FROM N OF EMERALDA BCH WAY TO SOUTH OF SR-704/ROYAL PALM WAY	RESURFACING	FDOT	Initial Engineering	4/12/2022
4476671	BOYNTON BEACH BLVD/SR-804 FROM N CONGRESS AVE TO NW 8TH ST	RESURFACING	FDOT	Execution Date (Design)	4/15/2022
4476601	SR-5/FEDERAL HWY FROM 6TH AVE N TO ARLINGTON RD	RESURFACING	FDOT	Execution Date (Design)	4/15/2022
4457691	A1A / BLUE HERON BLVD OVER INTRACOASTAL WATERWAY	BRIDGE-REPAIR/REHABILITATION	FDOT	Public Information Workshop	4/19/2022
4476621	A1A FROM LINTON BLVD TO E ATLANTIC AVE	RESURFACING	FDOT	Initial Field Review	4/25/2022
4461041	LAKE AVE/LUCERNE AVE FROM EAST OF A ST TO EAST OF GOLFVIEW RD	RESURFACING	FDOT	Constructability Plans	4/26/2022
4476581	US-1 FROM BAILEY ST TO HARBOURSIDE DR	RESURFACING	FDOT	Kickoff Meeting	4/27/2022
4439941	SR-15/US-441 FROM SOUTH OF SHIRLEY DR TO EAST MAIN ST	RESURFACING	FDOT	Letting	4/27/2022
4460971	BEELINE HWY/SR-710 FROM E OF PRATT & WHITNEY TO E OF RAILROAD TRACKS	RESURFACING	FDOT	Production	5/2/2022
4457691	A1A / BLUE HERON BLVD OVER INTRACOASTAL WATERWAY	BRIDGE-REPAIR/REHABILITATION	FDOT	PSE Meeting	5/4/2022
4461741	PGA BLVD/SR-786 FROM EAST OF I-95 TO E OF FAIRCHILD GARDENS AVE	RESURFACING	FDOT	Constructability Plans	5/16/2022
4461771	SR-7/US-441 FROM NORTH OF SOUTHERN BLVD/SR-80 TO OKEECHOBEE BLVD/SR-704	RESURFACING	FDOT	PSE Meeting	5/16/2022
4461731	FEDERAL HWY FROM S OF 10TH AVE SOUTH TO 6TH AVE N	RESURFACING	FDOT	Initial Engineering	5/16/2022

Pedestrian and Bicycle Quarterly Fatal Crash Analysis

October –December 2021

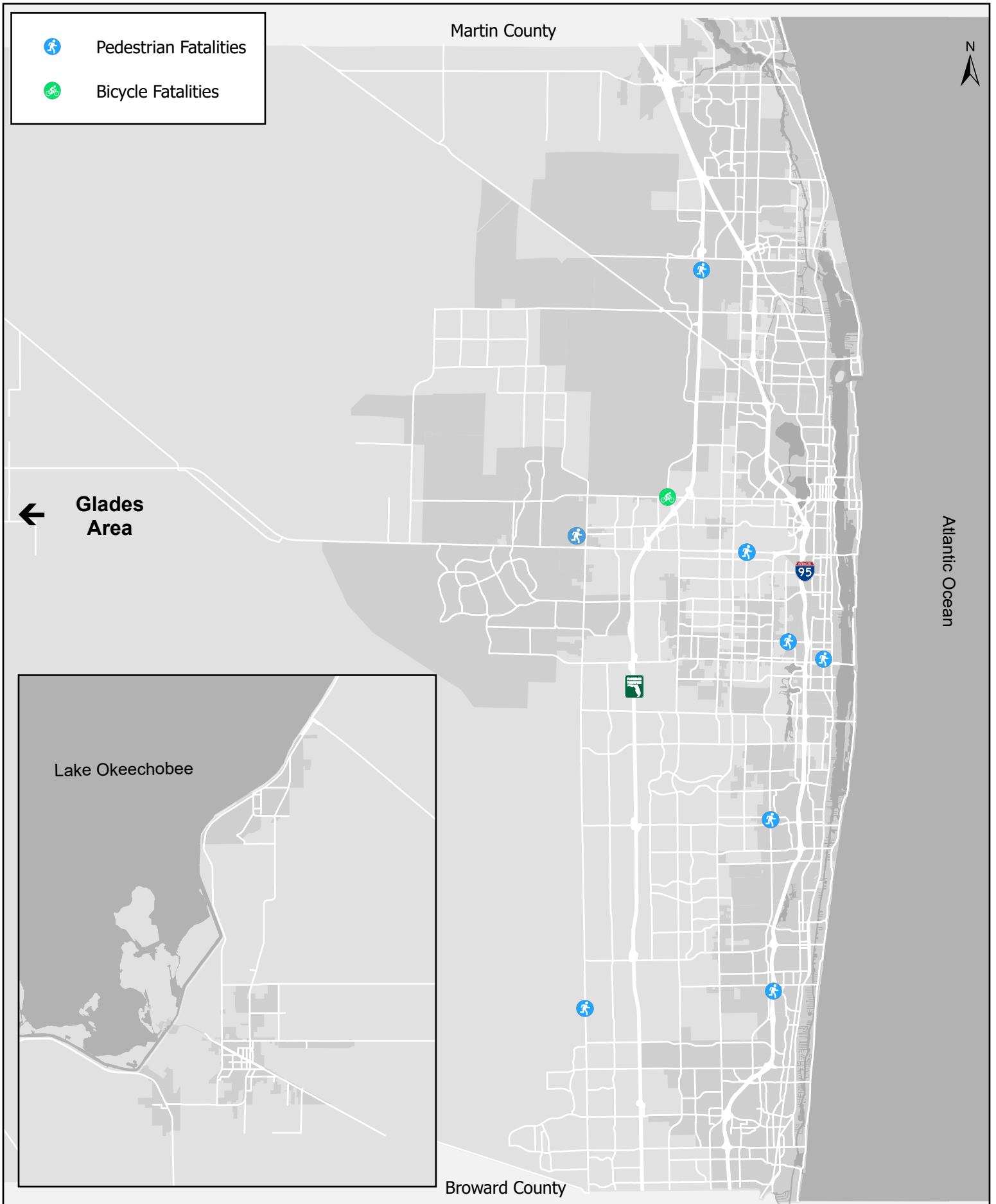
The general information, individual information and crash diagram were taken from crash reports downloaded from the Signal Four Analytics – University of Florida GeoPlan Center website and the Federal Railroad Administration Office of Safety Analysis data portal and reformatted for this analysis. The crash summary and potential actions were compiled by TPA staff and consultants.

Some key tips for understanding the summaries are included below:

- **Posted Speed:** Data for Posted Speed (Major Road) is always included; data for Posted Speed (Minor Road) is only included when the crash takes place at an intersection.
- **Harmful Event:** Identifies the first injury-producing event that characterizes the traffic crash type.
- **Person:** “V” stands for Vehicle; “P” stands for Person; “NM” stands for Non-Motorist. Either “P” or “NM” may be used to reference a pedestrian or bicyclist.
- **Contributing Action:** Identifies the actions/circumstances of the driver or non-motorist that may have contributed to the crash.
- **Vision:** Identifies whether or not the driver’s vision was obstructed by environmental, roadway or built environment conditions.
- **Alcohol/Drugs:** Identifies suspected drug or alcohol use.
- **Severity:** Identifies the severity of injuries sustained by persons involved in the traffic crash.
- **Potential Actions:** Identify possible engineering, enforcement or education actions that roadway owners or relevant stakeholders could explore as countermeasures. Resources to identify potential actions include, but are not limited to, the Highway Safety Manual, Crash Modification Factor Clearinghouse, Federal Highway Administration, U.S. Department of Transportation Highway Safety Improvement Program Manual, Florida Department of Transportation Design Manual, Manual on Uniform Traffic Control Devices, the Signal Timing Manual and the TPA’s Vision Zero Action Plan.

Please note that the crash summary and potential actions are preliminary and do not represent any formal conclusions, legal or otherwise.

Fatal Ped/Bike Crashes - Oct 1 to Dec 31, 2021

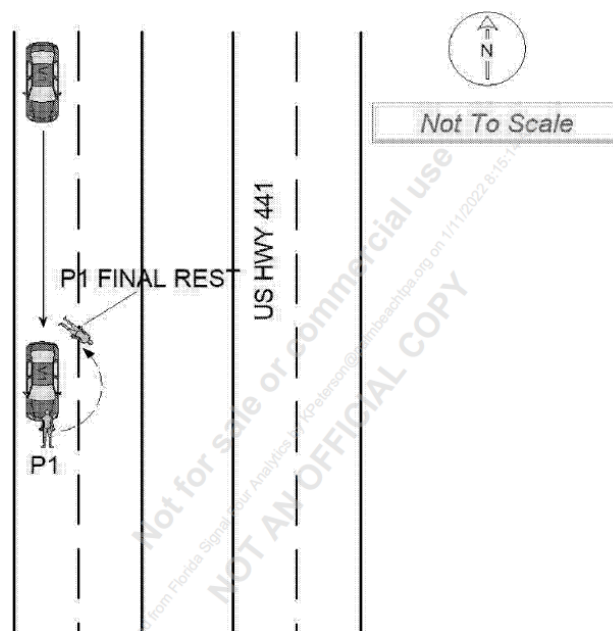


General Information

Crash Location	SR-7/US-441 (a State road) 1,200 feet north of Cabernet Drive (a private road)					
Google Maps	https://goo.gl/maps/HeF8hCgcJ3anQkKf8			Municipality	Unincorporated	
Crash Date	Thursday, October 21, 2021	Time of Crash	9: 35 p.m.	Posted Speed (Major)	55 MPH	
Weather	Clear	Road Surface	Dry	Posted Speed (Minor)	-	
Lighting	Dark-Not Lighted	Harmful Event	Collision with pedestrian			

Individual Information

Person	Contributing Action	Sex/Age	Vision	Distracted	Drugs	Alcohol	Severity
V1 Driver	No contributing action	F/32	Not Obscured	No	No	No	None
P1 Pedestrian	In roadway improperly	M/43	-	-	Unknown	Unknown	Fatal

Crash Diagram

Crash Summary

Vehicle 1 (V1) was traveling southbound along SR-7/US-441 in the outermost lane approximately 1,200 feet north of Cabernet Drive. Pedestrian 1 (P1) was in the lane of travel at the time of the crash. It is not known if P1 was standing in the lane or if he darted into traffic. The front of V1 struck P1 and P1 was pronounced deceased at the scene.

Potential Actions

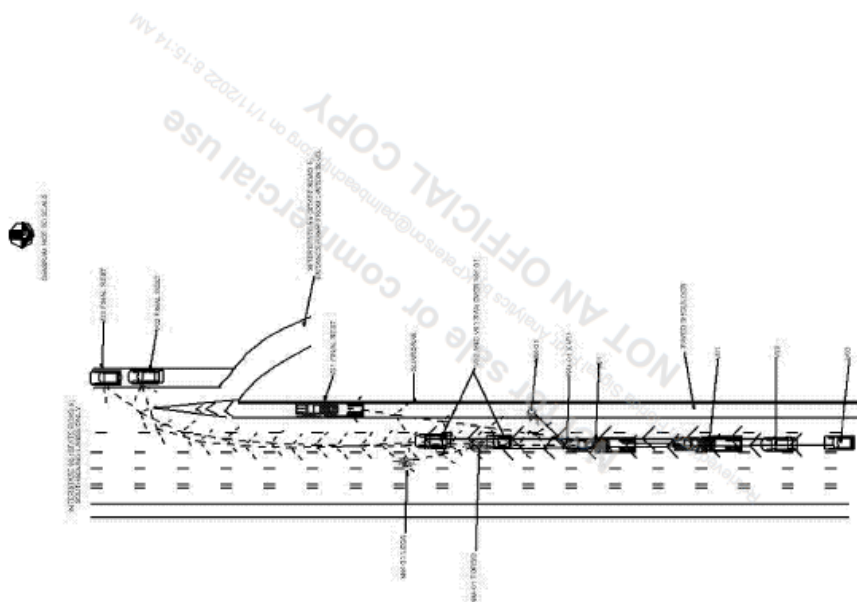
1. Consistent with TPA Vision Zero Action Plan Policy Action 1.3, Palm Beach TPA to work with partner agencies to identify a target speed based on context classification, historical crash data, and multimodal demand.
2. Palm Beach TPA to work with partner agencies to identify active transportation safety improvements along SR-7/US-441 including street lighting near intersections.

General Information

Crash Location	SR-9/I-95 (a State road) 725 feet south of Linton Boulevard (a County road)					
Google Maps	https://goo.gl/maps/pA6MtgW8htdrtd3A			Municipality	Delray Beach	
Crash Date	Saturday, November 6, 2021	Time of Crash	5:25 a.m.	Posted Speed (Major)		65 MPH
Weather	Cloudy	Road Surface	Dry	Posted Speed (Minor)		-
Lighting	Dark-Lighted	Harmful Event	Collision with pedestrian			

Individual Information

Person	Contributing Action	Sex/Age	Vision	Distracted	Drugs	Alcohol	Severity
V1 Driver	No contributing action	M/57	Not Obscured	No	No	No	None
V2 Driver	No contributing action	F/25	Not Obscured	No	No	No	Possible Injury
V3 Driver	No contributing action	F/53	Not Obstructed	No	No	No	None
P1 Pedestrian	Darted/dashed into traffic	M/20	-	-	Unknown	Unknown	Fatal

Crash Diagram

Crash Summary

Vehicle 1 (V1) was traveling south along SR-9/I-95 in the outside-center lane, just north of Linton Boulevard. Vehicle 2 (V2) and Vehicle 3 (V3) were also traveling south in the outermost lane just north of Linton Boulevard and at a great distance behind V1. Pedestrian 1 (P1) ran in a northeasterly direction into traffic entering the southbound lanes. V1 collided with P1 in the outside-center lane. As a result, P1 was thrown into the outermost lane and consequently, V1, V2, and V3 ran over P1's body. P1 was pronounced deceased on the scene.

Potential Actions

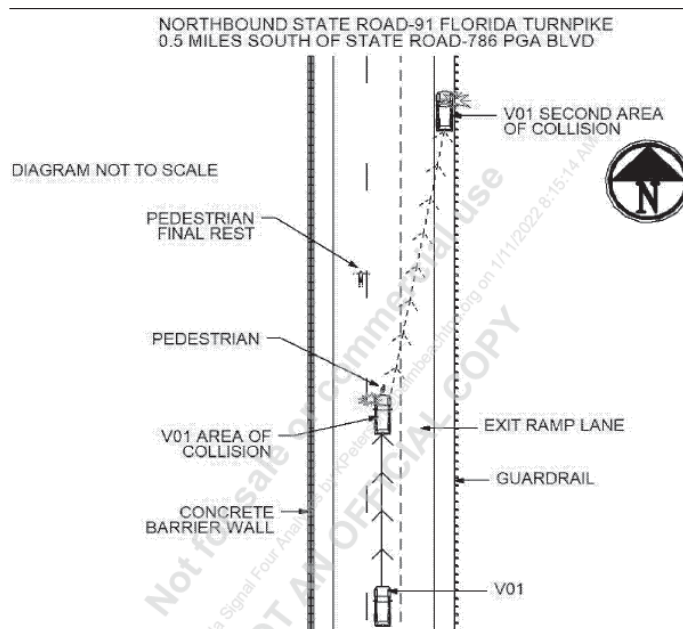
1. Palm Beach TPA to partner with Florida Highway Patrol for roadside assistance programs and education.
2. Palm Beach TPA and/or FDOT to explore TSM&O countermeasures related to Connected Vehicles and real-time notifications to motorists via Dynamic Message Signs (DMS).

General Information

Crash Location	Florida’s Turnpike (a State road) in the northbound direction near mile marker 108.5					
Google Maps	https://goo.gl/maps/6Kx98qATj9zjBCh6			Municipality	Palm Beach Gardens	
Crash Date	Monday, November 15, 2021	Time of Crash	8:08 p.m.	Posted Speed (Major)		70 MPH
Weather	Clear	Road Surface	Dry	Posted Speed (Minor)		-
Lighting	Dark-Lighted	Harmful Event	Collision with pedestrian			

Individual Information

Person	Contributing Action	Sex/Age	Vision	Distracted	Drugs	Alcohol	Severity
V1 Driver	No contributing action	M/38	Not Obscured	No	No	No	Injury
P1 Pedestrian	In roadway improperly	M/49	-	-	No	No	Fatal

Crash Diagram

Crash Summary

Vehicle 1 (V1) was traveling northbound along Florida's Turnpike near mile marker 108.5 in the outermost lane. Pedestrian 1 (P1) was standing in the northbound outermost lane of travel at mile marker 108.5. V1 failed to see P1 in time and struck P1. P1 was thrown forward and came to rest in the inside travel lane. P1 was pronounced deceased on the scene.

Potential Actions

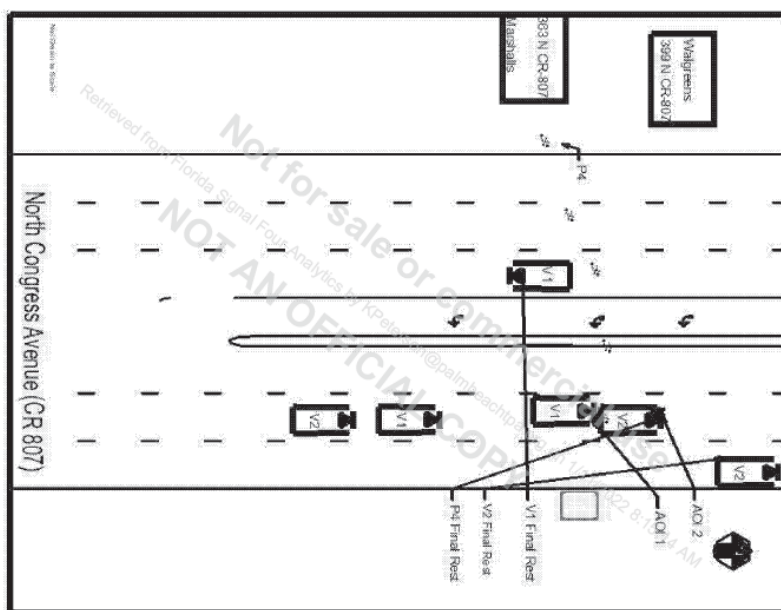
1. Palm Beach TPA to partner with Florida Highway Patrol and Florida's Turnpike Enterprise for roadside assistance programs and education.
2. Palm Beach TPA and/or FDOT to explore TSM&O countermeasures related to Connected Vehicles and real-time notifications to motorists via Dynamic Message Signs (DMS).

General Information

Crash Location	CR-807/North Congress Avenue (a County road) at Old Boynton Road (a County road)					
Google Maps	https://goo.gl/maps/RnQc823QV1rDdaFG9			Municipality	Boynton Beach	
Crash Date	Friday, November 19, 2021	Time of Crash	6:26 p.m.	Posted Speed (Major)		45 MPH
Weather	Cloudy	Road Surface	Wet	Posted Speed (Minor)		30 MPH
Lighting	Dark-Lighted	Harmful Event	Collision with pedestrian			

Individual Information

Person	Contributing Action	Sex/Age	Vision	Distracted	Drugs	Alcohol	Severity
V1 Driver	No contributing action	F/37	Not Obscured	No	No	No	None
V2 Driver	No contributing action	M/76	Not Obscured	No	No	No	None
P1 Pedestrian	Darted/dashed into roadway	M/59	-	-	No	No	Fatal

Crash Diagram

Crash Summary

Vehicle 1 (V1) and Vehicle 2 (V2) were traveling northbound along CR-807/North Congress Avenue in the middle lane approaching Old Boynton Road. Pedestrian 1 (P1) crossed CR-807/North Congress Avenue mid-block from west to east approximately 400 feet south of Old Boynton Road with the intention of boarding the PalmTran bus at Stop ID 806. V1 struck P1 and P1 was thrown to the ground. V2 was not able to react in time and ran over P1. P1 was pronounced deceased at the scene.

Potential Actions

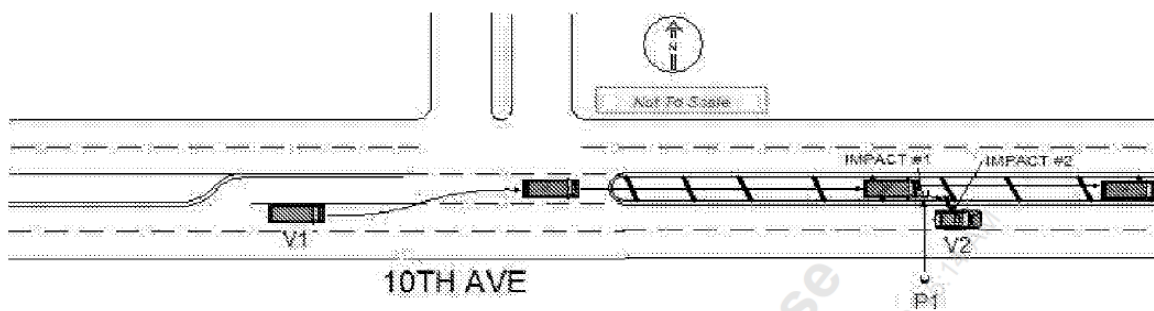
1. Consistent with TPA Vision Zero Action Plan Policy Action 1.3, Palm Beach TPA to work with partner agencies to identify a target speed based on context classification, historical crash data, and multimodal demand.
2. Palm Tran to evaluate bus stop consolidation and relocation along CR-807/North Congress Avenue.
3. Palm Beach TPA and Palm Tran to evaluate developing educational materials at bus stops to encourage transit users to cross at designated crosswalks.
4. Palm Beach County to consider installing pedestrian barriers or landscaping along the median to discourage midblock crossings.

General Information

Crash Location	10 th Avenue North (a County road), 500 feet east of Florida Mango Road (a County road)					
Google Maps	https://goo.gl/maps/kp9RCFKHkvmxxkTF9			Municipality	Unincorporated	
Crash Date	Tuesday, November 23, 2021	Time of Crash	07:42 a.m.	Posted Speed (Major Road)	40 MPH	
Weather	Clear	Road Surface	Dry	Posted Speed (Minor Road)	-	
Lighting	Daylight	Harmful Event	Collision with pedestrian			

Individual Information

Person	Contributing Action	Sex/Age	Vision	Distracted	Drugs	Alcohol	Severity
V1 Driver	Operating in Reckless Manner	NA	Not Obscured	No	Unknown	Unknown	Possible
V2 Driver	No Contributing Action	F/45	Not Obscured	No	No	No	Possible
P1 Pedestrian	No improper action	M/64	-	-	No	No	Fatal

Crash Diagram

Crash Summary

Vehicle 2 (V2) was stopped in eastbound traffic on 10th Avenue North approximately 500 feet east of Florida Mango Road. Pedestrian 1 (P1) was crossing 10th Avenue North midblock from south to north between vehicles. Vehicle 1 (V1) was traveling eastbound on 10th Avenue N in the painted median passing the stopped traffic on the left of the shoulder beyond the double yellow lines. As P1 entered the painted median when crossing, V1 struck P1. P1 then collided with V2's driver side rear door. V1 continued eastbound on 10th Avenue North, leaving the scene. P1 was transported to St. Mary's Medical Center and was later pronounced deceased.

Potential Actions

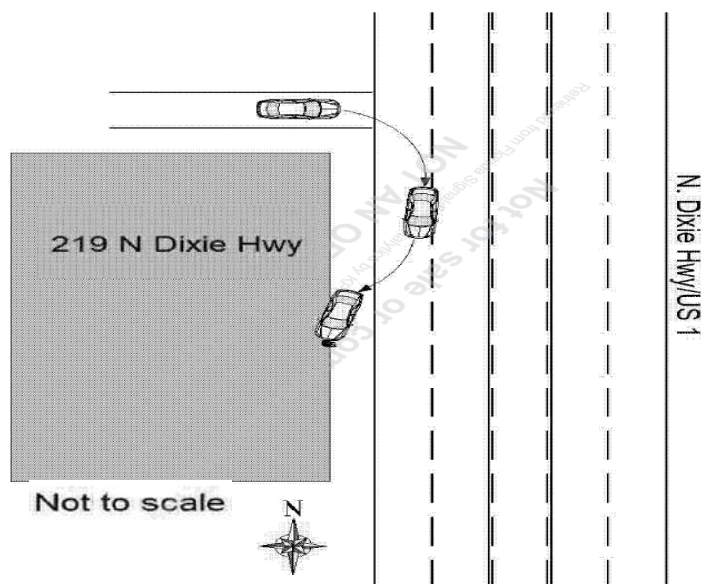
- Interactions between residential land use to the south and retail/commercial land use to the north are expected. Palm Beach County staff to evaluate and implement corridor safety improvements including a high emphasis crosswalk for the east leg of 10th Avenue North at Florida Mango Road.
- Palm Beach County staff to evaluate installing median treatments along 10th Avenue North to deter motorists from driving on the painted median and installing USE CROSSWALK (R9-3bP) signs to encourage pedestrians to use the crosswalks at the intersection of 10th Avenue North at Florida Mango Road.

General Information

Crash Location	US-1/N Dixie Highway (a State road), south of 3 rd Avenue North (a City road)					
Google Maps	https://goo.gl/maps/kh5rGTgQSHoKbNhk6			Municipality	Lake Worth Beach	
Crash Date	Sunday, December 5, 2021	Time of Crash	2:42 p.m.	Posted Speed (Major Road)	35 MPH	
Weather	Clear	Road Surface	Dry	Posted Speed (Minor Road)	25 MPH	
Lighting	Daylight	Harmful Event	Collision with pedestrian			

Individual Information

Person	Contributing Action	Sex/Age	Vision	Distracted	Drugs	Alcohol	Severity
V1 Driver	Ran off roadway	M/15*	Not Obscured	Yes	No	No	None
P1 Pedestrian	No improper action	M/46	-	-	No	No	Fatal

Crash Diagram

Crash Summary

Vehicle 1 (V1) was exiting the Burger King drive-through, turning right to travel southbound on US-1/N Dixie Highway. Pedestrian 1 (P1) was sitting on a stoop in front of the building just south of Burger King (219 US-1/N Dixie Highway). The driver of V1 spilled his drink and was distracted. V1 swerved to the west, over the curb, and across the west sidewalk. The front of V1 collided with the building and P1. P1 was knocked onto the sidewalk and came to rest in front of V1. V1 drove into the stoop and the front of the vehicle was elevated against the building. P1 was transported to St. Mary's Medical Center where he was pronounced deceased.

**It is assumed that the driver has a learner's license, but there is no mention of being accompanied by a licensed driver.*

Potential Actions

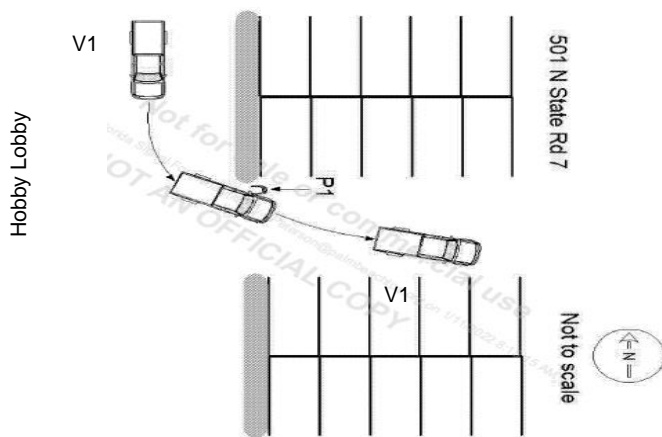
- Consistent with TPA Vision Zero Action Plan Policy Action 1.5, Palm Beach TPA to consider working with the School District of Palm Beach County to require safe walking, biking, and driving curriculums in elementary, middle, and high schools.
- Consistent with the TPA Vision Zero Action Plan Policy Action 1.2, Palm Beach TPA to partner with local law enforcement agencies to identify ways to regulate distracted driving as a primary offense.

General Information

Crash Location	Hobby Lobby parking lot, located at 501 North SR-7, north of Southern Boulevard (a State road)				
Google Maps	https://goo.gl/maps/FTBzxi87shteYXX87 *			Municipality	Royal Palm Beach
Crash Date	Monday, December 13, 2021	Time of Crash	10:23 a.m.	Posted Speed (within lot)	25 MPH**
Weather	Clear	Road Surface	Dry		-
Lighting	Daylight	Harmful Event	Collision with Pedestrian		

Individual Information

Person	Contributing Action	Sex/Age	Vision	Distracted	Drugs	Alcohol	Severity
V1 Driver	Improper turn	M/54	Not Obscured	No	No	No	None
P1 Pedestrian	No improper action	F/84	-	-	No	No	Fatal

Crash Diagram

Crash Summary

Vehicle 1 (V1) was traveling southbound through the parking lot. Pedestrian (P1) was walking west through the parking lot. The driver of V1 made a left turn onto a parking lane and did not see P1. The front tire of V1 struck P1, knocking her to the ground. As V1 continued to make a left turn, the rear left tire ran over P1. P1 was transported to St. Mary's Medical Center with life threatening injuries.

* The location of the crash is an estimate based on the description and figure provided.

** Posted speed of 25 MPH is noted in the report; however, posted speed within parking lots is typically 15 MPH.

Potential Actions

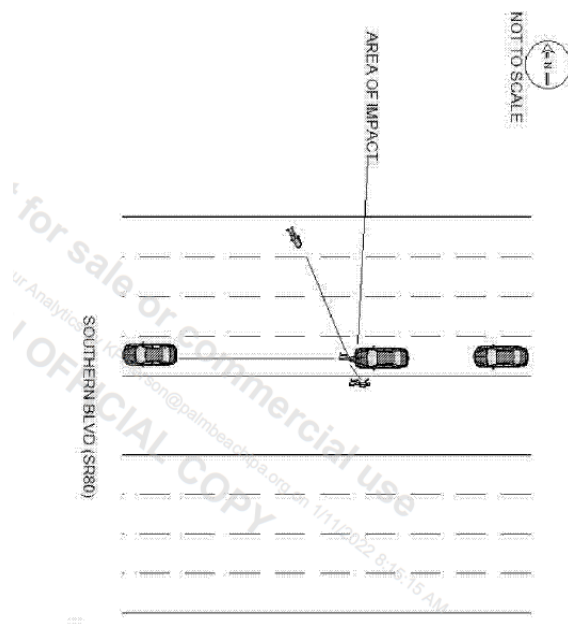
1. Consistent with TPA Vision Zero Action Plan Culture Action 3.3, Palm Beach TPA staff to implement a Vision Zero campaign that discusses transportation options for elderly drivers.
2. Property owner to commission a study by a professional transportation engineer to evaluate pedestrian safety and access throughout the site. Special considerations should be given to pavement markings, traffic calming, signage, marked crosswalks for access routes, landscaping, sight visibility, and access from public right-of-way. The City of Royal Palm Beach requires such a study to be completed when the site is being redeveloped. The City of Royal Palm Beach to evaluate the proposed improvements, and if deemed warranted, coordinate the improvements as funded by the property owner.

General Information

Crash Location	US-98/SR-80/Southern Boulevard (a State road), east of Kirk Road (a County road)				
Google Maps	https://goo.gl/maps/ijVYk25vccrQNBwz7 *			Municipality	Unincorporated
Crash Date	Thursday, December 30, 2021	Time of Crash	12:46 a.m.	Posted Speed (Major Road)	50 MPH**
Weather	Clear	Road Surface	Dry	Posted Speed (Minor Road)	35 MPH
Lighting	Dark-Lighted	Harmful Event	Collision with pedestrian		

Individual Information

Person	Contributing Action	Sex/Age	Vision	Distracted	Drugs	Alcohol	Severity
V1 Driver	No Contributing Action	M/81	Not Obscured	No	No	No	None
P1 Pedestrian	Dart/Dash	M/36	-	-	No	No	Fatal

Crash Diagram

Crash Summary

Vehicle 1 (V1) was traveling westbound on US-98/SR-80/Southern Boulevard in the lane adjacent to the median. Pedestrian (P1) was standing in the raised median. P1 darted into the roadway. The driver of V1 was unable to avoid a collision and struck P1. P1 impacted the windshield of V1 and was vaulted in the northwest direction.

* No exact location is mentioned in the report. The google maps link is an approximate estimate.

** The posted speed shown in the report is 45 MPH, while TPA data and Google Streetview show 50 MPH

Potential Actions

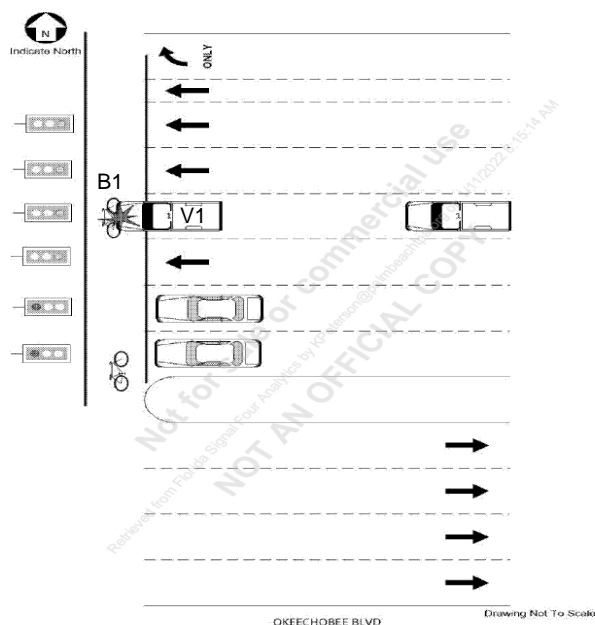
1. FDOT to evaluate the lighting conditions at the subject intersection and along the corridor, especially in front of the airport, and improve lighting conditions if needed.
2. FDOT to consider installing NO PEDESTRIAN CROSSING and USE CROSSWALK signs (R9-3a and R9-3b) in the median of US-98/SR-80/Southern Boulevard.
3. Consistent with TPA Vision Zero Action Plan Culture Action 3.3, Palm Beach TPA to implement a Vision Zero campaign that discusses transportation options for elderly drivers.

General Information

Crash Location	Intersection of SR-704/Okeechobee Boulevard (a State road) and North Jog Road (a County road)					
Google Maps	https://goo.gl/maps/vb8HnrruDbfp5Q6Q9			Municipality	West Palm Beach	
Crash Date	Thursday, December 30, 2021	Time of Crash	10:34 p.m.	Posted Speed (Major Road)	50 MPH	
Weather	Clear	Road Surface	Dry	Posted Speed (Minor Road)	45 MPH	
Lighting	Dark-Lighted	Harmful Event	Collision with Bicycle			

Individual Information

Person	Contributing Action	Sex/Age	Vision	Distracted	Drugs	Alcohol	Severity
V1 Driver	No Contributing Action	M/37	Not Obscured	No	No	No	None
B1 Bicyclist*	Failure to obey Traffic Signs/Signals	Not Available	-	-	No	No	Fatal

Crash Diagram

Crash Summary

Vehicle 1 (V1) was traveling west on SR-704/Okeechobee Boulevard in the fourth lane from the median approaching N Jog Road. Bicyclist 1 (B1) was traveling north, in the east crosswalk, crossing SR-704/Okeechobee Boulevard. V1 entered the intersection when the traffic light indicated green for westbound traffic and B1 crossed in front of V1 causing the front of V1 to collide with B1. B1 was transported to St. Mary's Medical Center and was later pronounced deceased.

* "Bicyclist (B)" and "Pedestrian (P)" were used interchangeably in report.

Potential Actions

1. FDOT and Palm Beach County to evaluate installing special emphasis crosswalk markings at the intersection.
2. Palm Beach TPA to work with FDOT and Palm Beach County to evaluate new bicycle and pedestrian crossing treatments such as two-stage turn queue boxes and/or leading pedestrian intervals (LPI) at the intersection.