



**PALM BEACH COUNTY TRANSPORTATION DISADVANTAGED (TD)
LOCAL COORDINATING BOARD (LCB) AGENDA**

DATE: **Wednesday, February 23, 2022**
TIME: **2:00 p.m.**
PLACE: **301 Datura Street, West Palm Beach, FL 33401**

Attendees may not enter the TPA workplace if in the previous 5 days, they have tested positive for COVID-19, exhibited symptoms of COVID-19, or been in close contact with someone with COVID-19 and are unvaccinated.

To promote awareness of multimodal options for in-person attendance, a map of transportation facilities and services around the TPA Office is provided on page 4.

Members of the public can also join the meeting virtually in the following ways:

- Via Zoom app using Webinar ID: 872-0095-5842 and Password: 043861
- Via web browser at PalmBeachTPA.org/LCB23FEB2022
- Via phone at 1-646-558-8656 using the above Webinar ID and Password
- View a live simulcast at PalmBeachTPA.org/LIVE

Please call 561-725-0800 or e-mail info@PalmBeachTPA.org for assistance joining the virtual meeting.

1. REGULAR ITEMS

- A. Call to Order and Pledge of Allegiance
- B. Roll Call
- C. Modifications to the Agenda
- D. MOTION TO APPROVE Minutes for November 21, 2021
- E. General Public Comments

Members of the public are invited to offer general comments and/or comments or questions on specific agenda items as follows:

- A written document, comment and/or question may be submitted at PalmBeachTPA.org/LCB-Comment at any time prior to the commencement of the relevant agenda item.
- A verbal comment may be provided by a virtual attendee using the raise hand feature in the Zoom platform.
- A verbal comment may be provided by an in-person attendee submitting a comment card available at the welcome table.

Note that the Chair may limit comments to 3 minutes or less depending on meeting attendance.

- F. Comments from the Chair and Member Comments
- G. LCB Liaison Report

2. ACTION ITEMS

- A. MOTION TO RECOMMEND that Palm Tran remains the Community Transportation Coordinator (CTC) for Palm Beach County

The CTC is the transportation entity recommended by the Palm Beach TPA, as the Designated Official Planning Agency (DOPA), and approved by the Commission for Transportation Disadvantaged (CTD) to ensure coordinated transportation services are provided to serve the transportation disadvantaged population in Palm Beach County.

The TPA is required by Chapter 427, Florida Statutes, to recommend a CTC. Palm Tran, a division of the Palm Beach County Board of County Commissioners (BCC), has served as the CTC since 1999 and has expressed an interest in continuing to serve. Palm Tran's letter of interest and draft BCC resolution is attached.

- B. MOTION TO APPROVE FY 21 Annual Operating Report (AOR)

The AOR provides a financial and operational overview of the TD program. As the DOPA, the TPA must annually review and approve the AOR and forward comments to the CTD. Palm Tran staff will present the attached AOR, which reviews FY 21 (July 1, 2020 – June 30, 2021).

3. INFORMATION ITEMS

- A. Brightline Update

As requested during the November 21, 2021, LCB meeting, Brightline staff will provide a review of their services, major milestones, ADA features, and safety initiatives. The draft presentation is attached.

- B. CTC Update

Palm Tran staff will provide an update of their Fixed-Route and Connection services, ridership and on-time performance data, and an update on their TD ridership and complaint report. The draft presentation is attached.

- C. Palm Tran Major Transit Development Plan (TDP) Update

Palm Tran staff will summarize their FY 22-31 TDP major update, which is a 10-year strategic plan for transit informed by public engagement and highlighting funding needs and current revenues. The draft presentation is attached.

- D. LCB Member Presentation

Dr. Merlene Ramnon, LCB Representative for the Local Medical Community, will present on her roles and responsibilities related to the transportation disadvantaged. The draft presentation is attached.

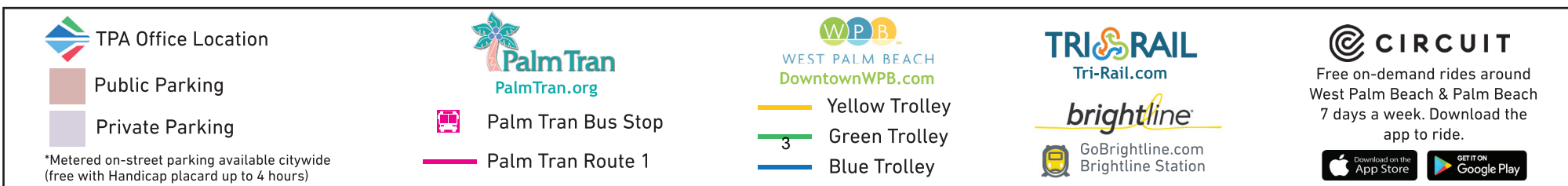
- E. Partner Agency Updates

Agency staff from SFRTA/Tri-Rail, Florida Department of Transportation, and/or Palm Beach County may provide brief updates on items relevant to the LCB.

4. ADMINISTRATIVE ITEMS

- A. Next Meeting – **May 25, 2022**

- B. Adjournment



TRANSPORTATION DISADVANTAGED LOCAL COORDINATING BOARD MEMBERS

CHAIR

Steven Grant, Mayor
City of Boynton Beach

VICE CHAIR

Tekesha Saffold
Citizen Advocate/User

Milory Senat

Agency for Persons with Disabilities
Alternate: Pauline Spence

Jeanie Chrisman

Private Transportation Industry

Vanessa Palomino

Area Agency on Aging
Alternate: Nancy Yarnall

Robyn Manuel

Florida Division of Vocational Rehabilitation

Uyen Dang

Citizen Advocate

Merlene Ramnon

Local Medical Community

Elisa Cramer

Department of Children and Family Services

Laura Schultze

Public Education
School District of Palm Beach County

Jerome Hill

Florida Agency for Health Care Administration
Alternate: Marielisa Amador

Elizabeth Clark

Representative for Children at Risk

Marie Dorismond

Florida Department of Transportation
Alternate: Paula Scott

Robert Goodman

Representative for the Disabled

Angela Choice

Florida Department of Veterans Affairs

James Bonfiglio

Representative for the Elderly

Jodie Boisvert

Palm Beach County Community Action
Department of Community Services

Elsa DeGoias

Workforce Development Board

Clinton Forbes

Palm Tran (Mass/Public Transit Industry)
Community Transportation Coordinator (CTC)
Non-Voting Member
Alternate: Chad Hockman

PURPOSE

The purpose of the LCB is to identify local service needs and to provide information, advice, and direction to the Palm Beach County Community Transportation Coordinator, otherwise known as Palm Tran Connection, on the coordination of service to be provided to the transportation disadvantaged through the Florida Coordinated Transportation System. The LCB is recognized as an advisory body to the Commission for the Transportation Disadvantaged. Palm Tran's provision of TD service is funded with state dollars. This service is not mandated by Federal Law.

NOTICE

In accordance with Section 286.0105, *Florida Statutes*, if a person decides to appeal any decision made by the board, agency, or commission with respect to any matter considered at such meeting or hearing, they will need a record of the proceedings, and that, for such purposes, they need to ensure that a verbatim record of the proceedings is made, which record includes the testimony and evidence upon which the appeal is to be based.

Public participation is solicited without regard to race, color, national origin, age, sex, religion, disability or family status. Persons who require a printed copy of the agenda package, require special accommodations under the Americans with Disabilities Act or require translation services for a meeting (free of charge) must call 561-725-0800 or email Info@PalmBeachTPA.org at least five business days in advance. Hearing impaired individuals are requested to telephone the Florida Relay System at #711.



PALM BEACH Transportation Planning Agency

1.D

OFFICIAL MEETING MINUTES OF THE PALM BEACH COUNTY TRANSPORTATION DISADVANTAGED (TD) LOCAL COORDINATING BOARD (LCB)

November 17, 2021

301 Datura Street, West Palm Beach, FL 33401

Meeting was also conducted virtually via Zoom.

*These minutes are a summary of the meeting events and may not reflect all discussion that occurred.
PDF versions of the agenda, backup material and presentations as well as audio recordings are available for review at
www.PalmBeachTPA.org/LCB*

1. REGULAR ITEMS

1.A. Call to Order and Pledge of Allegiance

Mayor Grant called the meeting to order at 2:06 p.m. He provided an overview of the virtual meeting procedures, authority allowing the meeting to take place, and led the Pledge of Allegiance.

1.B. Roll Call

The Recording Secretary called the roll. A quorum was present in-person as depicted in the table below.

Member	Roll Call	Member	Roll Call	Member	Roll Call
Milory Senat	A	Marie Dorismond	A	Laura Schultze	A
Vanessa Palomino	P	Angela Choice	P	Rep for Children at Risk	A
Uyen Dang	P	Jodie Boisvert	P	Robert Goodman	A
Tekesha Saffold	A	Jeanie Chrisman	A	James Bonfiglio	P
Elisa Cramer	A	Robyn Manuel	A	Elsa DeGoias	A
Marielisa Amador (ALT)	A	Merlene Ramnon	P	Steven Grant	P

P = Present A = Absent

1.C. APPROVED: Modifications to the Agenda

There were no modifications made to the agenda.

The Recording Secretary stated the following members requested permission to participate remotely: Robyn Manuel due to her remote position and childcare restraints that prevents her from attending in-person, Tekesha Saffold due to her work schedule not allowing her in-person attendance, and Marielisa Amador due to a last-minute change in her attending.

There were no objections to their virtual participation and the members were permitted to join the meeting.

MOTION to Approve the Modified Agenda made by Elisa Cramer, seconded by Uyen Dang, and carried unanimously 10-0 as depicted in the table below.

Member	Vote	Member	Vote	Member	Vote
Milory Senat	A	Marie Dorismond	A	Laura Schultze	A
Vanessa Palomino	Y	Angela Choice	Y	Rep for Children at Risk	A
Uyen Dang	Y	Jodie Boisvert	Y	Robert Goodman	A
Tekesha Saffold	Y	Jeanie Chrisman	A	James Bonfiglio	Y
Elisa Cramer	A	Robyn Manuel	Y	Elsa DeGoias	A
Marielisa Amador (ALT)	Y	Merlene Ramnon	Y	Steven Grant	Y

Y = Yes N = No A = Absent ABST = Abstain

1.D. **APPROVED:** Minutes for August 25, 2021

MOTION to Approve the Minutes made by Uyen Dang, seconded by Elisa Cramer, and carried unanimously 10-0 as depicted in the table below.

Member	Vote	Member	Vote	Member	Vote
Milory Senat	A	Marie Dorismond	A	Laura Schultze	A
Vanessa Palomino	Y	Angela Choice	Y	Rep for Children at Risk	A
Uyen Dang	Y	Jodie Boisvert	Y	Robert Goodman	A
Tekesha Saffold	Y	Jeanie Chrisman	A	James Bonfiglio	Y
Elisa Cramer	A	Robyn Manuel	Y	Elsa DeGoias	A
Marielisa Amador (ALT)	Y	Merlene Ramnon	Y	Steven Grant	Y

Y = Yes N = No A = Absent ABST = Abstain

1.E. **General Public Comments**

There were no general public comments received.

Marie Dorismond joined the meeting in-person.

1.F. **Comments from the Chair and Member Comments**

There were no comments received.

Elsa Cramer joined the meeting in-person.

1.G. **LCB Liaison Report**

KELSEY PETERSON, TPA Multimodal Transportation Planner, welcomed Jerome Hill as Representative and Marielisa Amador as the Alternate for the Agency for Health Care Administration, James Bonfiglio as Representative for the Elderly, and Jodie Boisvert as Representative for Palm Beach County Community Action.

Kelsey reviewed the Liaison's Report, which can be viewed at PalmBeachTPA.org/LCB.

There were no public comments received on this item.

MAYOR GRANT requested staff to send information to Board members related to the Love to Ride event and the Media Release Forms.

2. **ACTION ITEMS**

2.A. **ELECTED: Fiscal Year (FY) 22 LCB Vice Chair**

MAYOR GRANT stated pursuant to Section 2.3.C of the LCB by-laws, the LCB shall hold an organizational meeting each year for the purpose of electing a Vice Chair. David Rafaidus resigned as Vice Chair during the August 25, 2021, organizational meeting. Therefore, a new Vice Chair is needed to serve for the remainder of FY 22. The Vice Chair shall be elected by a majority vote of a quorum of the members of the LCB present and voting.

There were no public comments received on this item.

James Bonfiglio and Tekesha Saffold both expressed interest in this position.

A member discussion ensued on the Vice Chair responsibilities and nominee interest with James withdrawing his self-nomination.

There being no further nominations, Tekesha Saffold was ratified as the FY 22 LCB Vice Chair.

2.B. APPROVED: FY 2018-22 Transportation Disadvantaged Service Plan (TDSP)

KELSEY PETERSON provided a PowerPoint presentation on this item which can be viewed at PalmBeachTPA.org/LCB. Kelsey presented the FY 2018-22 TDSP that is a tactical plan jointly developed by the TPA and Palm Tran. Kelsey reviewed the minor updates in the document and noted the LCB is required to review, make recommendations, and approve minor updates to the TDSP annually. Kelsey stated a full update is scheduled to be presented at a future meeting.

There were no public comments or member discussion on this item.

MOTION to Approve the FY 2018-22 TDSP made by Uyen Dang and seconded by Angela Choice. A roll call vote was taken and carried unanimously 13-0 as depicted in the table below.

Member	Vote	Member	Vote	Member	Vote
Milory Senat	A	Marie Dorismond	Y	Laura Schultze	A
Vanessa Palomino	Y	Angela Choice	Y	Rep for Children at Risk	A
Uyen Dang	Y	Jodie Boisvert	Y	Robert Goodman	A
Tekesha Saffold	Y	Jeanie Chrisman	A	James Bonfiglio	Y
Elisa Cramer	Y	Robyn Manuel	Y	Elsa DeGoias	Y
Marielisa Amador (ALT)	Y	Merlene Ramnon	Y	Steven Grant	Y

Y = Yes N = No A = Absent ABST = Abstain

3. INFORMATION ITEMS

3.A. DISCUSSED: FY 21 Annual Expenditure Report (AER)

KELSEY PETERSON provided a PowerPoint presentation on this item which can be viewed at PalmBeachTPA.org/LCB. Kelsey noted the TPA as the Designated Official Planning Agency (DOPA) must annually review the AER, which details all direct federal and local government funds spend on TD trips. She noted comments are forwarded to the Commission for Transportation Disadvantaged (CTD). She reviewed the local funding data that was provided in the agenda packet.

There were no public comments on this item.

Member discussion ensued on the funding source and amount, how the Cares Act money was expended, potential Infrastructure Bill impacts, and Palm Tran future planning.

3.B. DISCUSSED: CTC Update

LOU FERRI, Palm Tran Connection Senior Manager of Paratransit, provided a PowerPoint presentation on this item, which can be viewed at PalmBeachTPA.org/LCB. They provided an update on Palm Tran service for both the fixed route and Connection services, continued COVID-19 policies, Palm Tran initiatives, ridership and on-time performance data, and complaints.

There were no public comments on this item.

Member discussion ensued on ridership data, operator shortage impacts and initiatives for hiring, ridership discounts, Paradise Pass initiative, and future partnerships with LCB members.

3.C. Partner Agency Updates

There were no partner agency updates provided.

4. ADMINISTRATIVE ITEMS

4.A. Next Meeting – February 24, 2022

4.B. Adjournment

There being no further business the meeting was adjourned at 3:28 p.m.

This signature is to attest that the undersigned is the Chair, or a designated nominee, of the Transportation Disadvantaged Local Coordinating Board and that information provided herein is the true and correct Minutes for the **November 17, 2021** meeting of the Transportation Disadvantaged Local Coordinating Board, dated this 24th day of February 2022.

Mayor Steven Grant
LCB Chair

EXHIBIT A
Palm Beach County Transportation Disadvantaged Local Coordinating Board
Attendance Record: 2020-2021

Representative/Alternate Agency	May 13 2020	Jul 29 2020	Oct 28 2020	Feb 24 2021	May 26 2021	Aug 25 2021	Nov 17 2021
Mayor Steven Grant Chair – Palm Beach TPA	P	P	P	P	P	P	P
Tekesha Saffold Vice Chair - Citizen Advocate/User	P	P	E	P	P	P	P
Milory Senat /Mary Edwards Agency for Persons with Disabilities	P	P	P	P	P	P	P
Vanessa Palomino /Nancy Yarnall Area Agency on Aging	***p	P	P	***p	P	P	P
Uyen Dang Citizen Advocate	A	A	A	***p	P	P	P
Elisa Cramer FL Department of Children & Families	P	P	P	E	P	P	P
Jerome Hill /Marielisa Amador FL Agency for Healthcare Administration/ Medicaid Program	P	P	P	P	ALT	ALT	ALT
Marie Dorismond /Paula Scott Florida Department of Transportation	ALT	P	P	P	A	ALT	P
Angela Choice FL Department of Veteran's Affairs	P	P	P	P	E	P	P
Jodie Boisvert Department of Community Services	P	P	P	P	E	P	***p
Jeanie Chrisman Private Transportation	P	P	P	P	E	P	E
Robyn Manuel Department of Education/Division of Vocational Rehabilitation	P	P	P	P	E	P	P
Merlene Ramnon FL Department of Health for Palm Beach County	P	P	P	P	P	P	P
Laura Schultze School District of Palm Beach County	P	P	P	P	P	P	P
VACANT Representative for Children at Risk	--	--	--	--	--	--	--
Robert Goodman Representative for the Disabled	P	E	P	P	P	P	E
James Bonfiglio Representative for the Elderly	P	P	E	A	A	A	***p
Elsa DeGoias Workforce Development Board	P	P	P	E	P	P	P

*** New Appointment

P - Representative Present

ALT- Alternate Present

E - Excused

A – Absent

-- - Vacant

EXHIBIT A (cont.)

OTHERS PRESENT

Lou Ferri
Clinton Forbes
Alyssa Frank
Cassidy Sparks
Kelsey Peterson
Margarita Pierce

REPRESENTING

Palm Tran Connection
Palm Tran Connection
Palm Beach TPA
Palm Beach TPA
Palm Beach TPA
Palm Beach TPA

DRAFT



Palm Tran

Administrative Offices

100 N. Congress Avenue
Delray Beach, FL 33445
(561) 841-4200
FAX: (561) 841-4291

Palm Tran Connection

50 South Military Trail
Suite 101
West Palm Beach, FL 33415-3132
(561) 649-9838
FAX: (561) 656-7156
www.palmtran.org



Palm Beach County Board of County Commissioners

Robert S. Weinroth, Mayor
Gregg K. Weiss, Vice Mayor

Maria G. Marino
Dave Kerner
Maria Sachs
Melissa McKinlay
Mack Bernard

County Administrator

Verdenia C. Baker

"An Equal Opportunity
Affirmative Action Employer"

Official Electronic Letterhead

February 8, 2022

Valerie Neilson, AICP
Interim Executive Director
Palm Beach TPA
301 Datura Street
West Palm Beach, FL 33401

**SUBJECT: Request to continue Community Transportation
Coordinator (CTC) Agreement**

Dear Ms. Neilson, *Valerie*

Since 1999, Palm Tran, a division of the Palm Beach County Board of County Commissioners (BCC) has been the designated Community Transportation Coordinator (CTC) for Palm Beach County. It has fulfilled all Florida Commission for the Transportation Disadvantaged (CTD) requirements to coordinate transportation services for the transportation disadvantaged with the most cost-effective and efficient service. The agreement between the BCC and the CTD to provide services as the designated CTC for Palm Beach County expires June 30, 2022. Chapter 427, Florida Statutes requires the TPA to recommend a CTC to the CTD for approval. By this letter, Palm Beach expresses its interest in continuing as the CTC in Palm Beach County. If approved, the designation confirmation is subject to approval by the BCC, which is scheduled for April 12, 2022.

Thank you for your consideration of this matter.

Sincerely,

[Signature]
Clinton B. Forbes
Executive Director

RESOLUTION NO. R-2022

RESOLUTION OF THE BOARD OF COUNTY COMMISSIONERS OF PALM BEACH COUNTY, FLORIDA, REQUESTING THE PALM BEACH TRANSPORTATION PLANNING AGENCY APPROVE AND RECOMMEND THE BOARD OF COUNTY COMMISSIONERS OF PALM BEACH COUNTY, FLORIDA CONTINUE AS THE DESIGNATED COMMUNITY TRANSPORTATION COORDINATOR FOR PALM BEACH COUNTY

WHEREAS, the Board of County Commissioners of Palm Beach County, Florida had been designated by the Florida Commission for the Transportation Disadvantaged as the Community Transportation Coordinator (CTC) for Palm Beach County; and

WHEREAS, the Palm Beach Transportation Planning Agency is the designated Official Planning Agency for Palm Beach County with the Florida Commission for the Transportation Disadvantaged; and

WHEREAS, the Palm Beach Transportation Planning Agency is responsible for recommending to the Florida Commission for the Transportation Disadvantaged a Community Transportation Coordinator for Palm Beach County; and

WHEREAS, the Board of County Commissioners of Palm Beach County, Florida has been providing transportation services for the Transportation Disadvantaged residents of Palm Beach County; and

WHEREAS, the Board of County Commissioners of Palm Beach County, Florida has determined that it would be in the best interests of the Transportation Disadvantaged residents of Palm Beach County to continue as the designated Community Transportation Coordinator for Palm Beach County.

NOW, THEREFORE, BE IT RESOLVED BY THE BOARD OF COUNTY COMMISSIONERS OF PALM BEACH COUNTY, FLORIDA THAT:

1. The Board of County Commissioners of Palm Beach, Florida desires to continue as the designated Community Transportation Coordinator for Palm Beach County;
2. The Board of County Commissioners of Palm Beach, Florida requests the Palm Beach Transportation Planning Agency adopt a resolution officially recommending the Board of County Commissioners of Palm Beach County, Florida as the Community Transportation Coordinator for Palm Beach County; and
3. That the Palm Beach Transportation Planning Agency notifies the Florida Commission for the Transportation Disadvantaged accordingly.

The foregoing Resolution was offered by Commissioner _____
who moved its adoption. The motion was seconded by _____,
and upon being put to a vote, the vote was as follows:

Commissioner Robert S. Weinroth, Mayor	_____
Commissioner Gregg K. Weiss, Vice Mayor	_____
Commissioner Maria G. Marino	_____
Commissioner Dave Kerner	_____
Commissioner Maria Sachs	_____
Commissioner Melissa McKinlay	_____
Commissioner Mack Bernard	_____

The Mayor thereupon declared the resolution duly passed and adopted this
_____ day of _____, 2022.

APPROVED AS TO FORM AND LEGAL SUFFICIENCY	PALM BEACH COUNTY, FLORIDA BY ITS BOARD OF COMMISSIONERS Joseph Abruzzo, Clerk and Comptroller
By: _____ County Attorney	By: _____ Deputy Clerk



CTC Organization

2.B

County: Palm Beach

Fiscal Year: 7/1/2020 - 6/30/2021

CTC Status: Complete

CTD Status: Complete

Date Initiated: 9/14/2021

CTC Organization Name: Palm Beach County

Address: 50 South Military Trail

City: West Palm Beach

State: FL

Zip Code: 33415

Organization Type: County

Network Type: Partial Brokerage

Operating Environment: Urban

Transportation Operators: Yes

Number of Transportation Operators: 2

Coordination Contractors: No

Number of Coordination Contractors: 0

Provide Out of County Trips: No

Local Coordinating Board (LCB) Chairperson: Steven Grant

CTC Contact: Lou Ferri

CTC Contact Title: Senior Manager of Paratransit

CTC Contact Email: LFerri@pbcgov.org

Phone: (561) 812-5350

CTC Certification

I, Lou Ferri, as the authorized Community Transportation Coordinator (CTC) Representative, hereby certify, under the penalties of perjury as stated in Chapter 837.06, F.S., that the information contained in this report is true, accurate, and in accordance with the accompanying instructions.

CTC Representative (signature): Louis Ferri

LCB Certification

I, Steven Grant, as the Local Coordinating Board Chairperson, hereby, certify in accordance with Rule 41-2.007(6), F.A.C. that the Local Coordinating Board has reviewed this report and the Planning Agency has received a copy.

LCB Chairperson (signature): _____



CTC Trips

County: Palm Beach
Fiscal Year: 07/01/2020 - 06/30/2021

CTC Status: Complete
CTD Status: Complete

CTC Organization: Palm Beach County

	Selected Reporting Period			Previous Reporting Period		
	CTC & Transportation Operators	Coordination Contractors	Total	CTC & Transportation Operators	Coordination Contractors	Total
Service Type - One Way						
Fixed Route/Fixed Schedule						
Daily Pass Trips	824	N/A	824	2,052	N/A	2,052
Weekly Pass Trips	0	N/A	0	0	N/A	0
Monthly Pass Trips	354,980	N/A	354,980	601,740	N/A	601,740
Deviated Fixed Route Service	0	N/A	0	0	N/A	0
Complementary ADA Service	474,394	N/A	474,394	592,415	N/A	592,415
Paratransit						
Ambulatory	62,317	0	62,317	131,126	0	131,126
Non-Ambulatory	8,548	0	8,548	19,593	0	19,593
Stretcher	0	0	0	0	0	0
Transportation Network Companies	0	N/A	0	0	N/A	0
Taxi	0	N/A	0	0	N/A	0
School Board (School Bus)	0	N/A	0	0	N/A	0
Volunteers	0	N/A	0	0	N/A	0
Total - Service Type	901,063	0	901,063	1,346,926	0	1,346,926
Contracted Transportation Operator						
How many of the total trips were provided by Contracted Transportation Operators? (If the CTC provides transportation services, do not include the CTC)	545,259	N/A	545,259	743,134	N/A	743,134
Total - Contracted Transportation Operator Trips	545,259	0	545,259	743,134	0	743,134
Revenue Source - One Way						
Agency for Health Care Administration (AHCA)	0	0	0	0	0	0
Agency for Persons with Disabilities (APD)	0	0	0	0	0	0
Comm for the Transportation Disadvantaged (CTD)	70,865	N/A	70,865	89,095	N/A	89,095
Dept of Economic Opportunity (DEO)	0	0	0	0	0	0
Dept of Children and Families (DCF)	0	0	0	0	0	0
Dept of Education (DOE)	0	0	0	0	0	0
Dept of Elder Affairs (DOEA)	0	0	0	46,066	0	46,066
Dept of Health (DOH)	0	0	0	0	0	0
Dept of Juvenile Justice (DJJ)	0	0	0	0	0	0
Dept of Transportation (DOT)	0	0	0	0	0	0
Local Government	736,951	0	736,951	1,211,765	0	1,211,765
Local Non-Government	0	0	0	0	0	0
Other Federal & State Programs	93,247	0	93,247	0	0	0
Total - Revenue Source	901,063	0	901,063	1,346,926	0	1,346,926



CTC Trips (cont'd)

County: Palm Beach
Fiscal Year: 07/01/2020 - 06/30/2021

CTC Status: Complete
CTD Status: Complete

CTC Organization: Palm Beach County

	Selected Reporting Period			Previous Reporting Period		
	CTC & Transportation Operators	Coordination Contractors	Total	CTC & Transportation Operators	Coordination Contractors	Total
Passenger Type - One Way						
Older Adults	275,786	0	275,786	381,985	0	381,985
Children At Risk	0	0	0	0	0	0
Persons With Disabilities	255,692	0	255,692	341,151	0	341,151
Low Income	366,784	0	366,784	620,892	0	620,892
Other	2,801	0	2,801	2,898	0	2,898
Total - Passenger Type	901,063	0	901,063	1,346,926	0	1,346,926
Trip Purpose - One Way						
Medical	96,004	0	96,004	108,962	0	108,962
Employment	314,121	0	314,121	458,872	0	458,872
Education/Training/Daycare	183,077	0	183,077	567,026	0	567,026
Nutritional	30,515	0	30,515	73,228	0	73,228
Life-Sustaining/Other	277,346	0	277,346	138,838	0	138,838
Total - Trip Purpose	901,063	0	901,063	1,346,926	0	1,346,926
Unduplicated Passenger Head Count (UDPHC)						
UDPHC	7,577	0	7,577	10,469	0	10,469
Total - UDPHC	7,577	0	7,577	10,469	0	10,469
Unmet & No Shows						
Unmet Trip Requests	0	N/A	0	0	N/A	0
No Shows	22,450	N/A	22,450	4,040	N/A	4,040
Customer Feedback						
Complaints	1,258	N/A	1,258	2,156	N/A	2,156
Commendations	1,421	N/A	1,421	1,320	N/A	1,320



CTC Vehicles & Drivers

County: Palm Beach
Fiscal Year: 07/01/2020 - 06/30/2021

CTC Status: Complete
CTD Status: Complete

CTC Organization: Palm Beach County

	Selected Reporting Period			Previous Reporting Period		
	CTC & Transportation Operators	Coordination Contractors	Total	CTC & Transportation Operators	Coordination Contractors	Total
Vehicle Miles						
Deviated Fixed Route Miles	0	N/A	0	0	N/A	0
Complementary ADA Service Miles	7,996,471	N/A	7,996,471	9,169,331	N/A	9,169,331
Paratransit Miles	1,192,789	0	1,192,789	1,502,892	0	1,502,892
Transportation Network Companies (TNC) Miles	0	N/A	0	0	N/A	0
Taxi Miles	0	N/A	0	0	N/A	0
School Board (School Bus) Miles	0	N/A	0	0	N/A	0
Volunteers Miles	0	N/A	0	0	N/A	0
Total - Vehicle Miles	9,189,260	0	9,189,260	10,672,223	0	10,672,223
Roadcalls & Accidents						
Roadcalls	1,044	0	1,044	1,597	0	1,597
Chargeable Accidents	95	0	95	118	0	118
Vehicle Inventory						
Total Number of Vehicles	331	0	331	292	0	292
Number of Wheelchair Accessible Vehicles	302	0	302	258	0	258
Drivers						
Number of Full Time & Part Time Drivers	349	0	349	436	0	436
Number of Volunteer Drivers	0	0	0	0	0	0

CTC Revenue Sources

County: Palm Beach
Fiscal Year: 07/01/2020 - 06/30/2021

CTC Status: Complete
CTD Status: Complete

CTC Organization: Palm Beach County

	Selected Reporting Period			Previous Reporting Period		
	CTC & Transportation Operators	Coordination Contractors	Total	CTC & Transportation Operators	Coordination Contractors	Total
Revenue Sources						
Agency for Health Care Administration (AHCA)	\$ 0	\$ 0	\$ 0	\$ 0	\$ 0	\$ 0
Agency for Persons with Disabilities (APD)	\$ 0	\$ 0	\$ 0	\$ 0	\$ 0	\$ 0
Dept of Economic Opportunity (DEO)	\$ 0	\$ 0	\$ 0	\$ 0	\$ 0	\$ 0
Dept of Children and Families (DCF)	\$ 0	\$ 0	\$ 0	\$ 0	\$ 0	\$ 0
Dept of Education (DOE)	\$ 0	\$ 0	\$ 0	\$ 0	\$ 0	\$ 0
Dept of Elder Affairs (DOEA)	\$ 0	\$ 0	\$ 0	\$ 150,000	\$ 0	\$ 150,000
Dept of Health (DOH)	\$ 0	\$ 0	\$ 0	\$ 0	\$ 0	\$ 0
Dept of Juvenile Justice (DJJ)	\$ 0	\$ 0	\$ 0	\$ 0	\$ 0	\$ 0
Commission for the Transportation Disadvantaged (CTD)						
Non-Sponsored Trip Program	\$ 2,848,195	N/A	\$ 2,848,195	\$ 3,274,168	N/A	\$ 3,274,168
Non-Sponsored Capital Equipment	\$ 0	N/A	\$ 0	\$ 0	N/A	\$ 0
Rural Capital Equipment	\$ 0	N/A	\$ 0	\$ 0	N/A	\$ 0
TD Other	\$ 0	N/A	\$ 0	\$ 0	N/A	\$ 0
Department of Transportation (DOT)						
49 USC 5307	\$ 0	\$ 0	\$ 0	\$ 0	\$ 0	\$ 0
49 USC 5310	\$ 0	\$ 0	\$ 0	\$ 0	\$ 0	\$ 0
49 USC 5311	\$ 0	\$ 0	\$ 0	\$ 0	\$ 0	\$ 0
49 USC 5311 (f)	\$ 0	\$ 0	\$ 0	\$ 0	\$ 0	\$ 0
Block Grant	\$ 0	\$ 0	\$ 0	\$ 0	\$ 0	\$ 0
Service Development	\$ 0	\$ 0	\$ 0	\$ 0	\$ 0	\$ 0
Commuter Assistance Program	\$ 0	\$ 0	\$ 0	\$ 0	\$ 0	\$ 0
Other DOT	\$ 0	\$ 0	\$ 0	\$ 0	\$ 0	\$ 0
Local Government						
School Board (School Bus)	\$ 0	N/A	\$ 0	\$ 0	N/A	\$ 0
County Cash	\$ 16,530,163	\$ 0	\$ 16,530,163	\$ 30,445,380	\$ 0	\$ 30,445,380
County In-Kind	\$ 0	\$ 0	\$ 0	\$ 0	\$ 0	\$ 0
City Cash	\$ 0	\$ 0	\$ 0	\$ 0	\$ 0	\$ 0
City In-Kind	\$ 0	\$ 0	\$ 0	\$ 0	\$ 0	\$ 0
Other Cash	\$ 0	\$ 0	\$ 0	\$ 0	\$ 0	\$ 0
Other In-Kind	\$ 0	\$ 0	\$ 0	\$ 0	\$ 0	\$ 0
Local Non-Government						
Farebox	\$ 1,516,569	\$ 0	\$ 1,516,569	\$ 2,442,093	\$ 0	\$ 2,442,093
Donations/Contributions	\$ 0	\$ 0	\$ 0	\$ 0	\$ 0	\$ 0
In-Kind Services	\$ 0	\$ 0	\$ 0	\$ 0	\$ 0	\$ 0
Other Non-Government	\$ 0	\$ 0	\$ 0	\$ 0	\$ 0	\$ 0
Other Federal & State Programs						
Other Federal Programs	\$ 3,603,541	\$ 0	\$ 3,603,541	\$ 0	\$ 0	\$ 0
Other State Programs	\$ 0	\$ 0	\$ 0	\$ 0	\$ 0	\$ 0
Total - Revenue Sources	\$ 24,498,468	\$ 0	\$ 24,498,468	\$ 36,311,641	\$ 0	\$ 36,311,641



CTC Expense Sources

County: Palm Beach
Fiscal Year: 07/01/2020 - 06/30/2021

CTC Status: Complete
CTD Status: Complete

CTC Organization: Palm Beach County

	Selected Reporting Period			Previous Reporting Period		
	CTC & Transportation Operators	Coordination Contractors	Total	CTC & Transportation Operators	Coordination Contractors	Total
Expense Sources						
Labor	\$ 3,348,792	\$ 0	\$ 3,348,792	\$ 3,293,816	\$ 0	\$ 3,293,816
Fringe Benefits	\$ 2,019,878	\$ 0	\$ 2,019,878	\$ 1,637,210	\$ 0	\$ 1,637,210
Services	\$ 39,347	\$ 0	\$ 39,347	\$ 214,461	\$ 0	\$ 214,461
Materials & Supplies Consumed	\$ 23,249	\$ 0	\$ 23,249	\$ 55,902	\$ 0	\$ 55,902
Utilities	\$ 219,347	\$ 0	\$ 219,347	\$ 180,628	\$ 0	\$ 180,628
Casualty & Liability	\$ 0	\$ 0	\$ 0	\$ 0	\$ 0	\$ 0
Taxes	\$ 0	\$ 0	\$ 0	\$ 0	\$ 0	\$ 0
Miscellaneous	\$ 165,281	\$ 0	\$ 165,281	\$ 113,399	\$ 0	\$ 113,399
Interest	\$ 0	\$ 0	\$ 0	\$ 0	\$ 0	\$ 0
Leases & Rentals	\$ 0	\$ 0	\$ 0	\$ 7,567	\$ 0	\$ 7,567
Capital Purchases	\$ 0	\$ 0	\$ 0	\$ 2,829,405	\$ 0	\$ 2,829,405
Contributed Services	\$ 0	\$ 0	\$ 0	\$ 0	\$ 0	\$ 0
Allocated Indirect Expenses	\$ 0	\$ 0	\$ 0	\$ 0	\$ 0	\$ 0
Purchased Transportation Services						
Bus Pass	\$ 579,803	N/A	\$ 579,803	\$ 490,574	N/A	\$ 490,574
School Board (School Bus)	\$ 0	N/A	\$ 0	\$ 0	N/A	\$ 0
Transportation Network Companies (TNC)	\$ 0	N/A	\$ 0	\$ 0	N/A	\$ 0
Taxi	\$ 0	N/A	\$ 0	\$ 0	N/A	\$ 0
Contracted Operator	\$ 29,005,945	N/A	\$ 29,005,945	\$ 31,521,963	N/A	\$ 31,521,963
Total - Expense Sources	\$ 35,401,642	\$ 0	\$ 35,401,642	\$ 40,344,925	\$ 0	\$ 40,344,925

County: Palm Beach
 CTC: Palm Beach County
 Contact: Lou Ferri
 50 South Military Trail
 West Palm Beach, FL 33415
 561-812-5350

Email: LFerri@pbcgov.org

Demographics	Number
Total County Population	1,507,600
Unduplicated Head Count	7,577



Trips By Type of Service	2019	2020	2021
Fixed Route (FR)	105,847	603,792	355,804
Deviated FR	0	0	0
Complementary ADA	727,072	592,415	474,394
Paratransit	140,032	150,719	70,865
TNC	0	0	0
Taxi	0	0	0
School Board (School Bus)	0	0	0
Volunteers	0	0	0
TOTAL TRIPS	972,951	1,346,926	901,063

Passenger Trips By Trip Purpose			
Medical	132,092	108,962	96,004
Employment	172,608	458,872	314,121
Ed/Train/DayCare	315,724	567,026	183,077
Nutritional	82,514	73,228	30,515
Life-Sustaining/Other	270,013	138,838	277,346
TOTAL TRIPS	972,951	1,346,926	901,063

Passenger Trips By Revenue Source			
CTD	245,879	89,095	70,865
AHCA	0	0	0
APD	0	0	0
DOEA	0	46,066	0
DOE	0	0	0
Other	727,072	1,211,765	830,198
TOTAL TRIPS	972,951	1,346,926	901,063

Trips by Provider Type			
CTC	105,847	603,792	355,804
Transportation Operator	867,104	743,134	545,259
Coordination Contractor	0	0	0
TOTAL TRIPS	972,951	1,346,926	901,063

Vehicle Data	2019	2020	2021
Vehicle Miles	11,547,712	10,672,223	9,189,260
Roadcalls	1,439	1,597	1,044
Accidents	114	118	95
Vehicles	247	292	331
Drivers	316	436	349

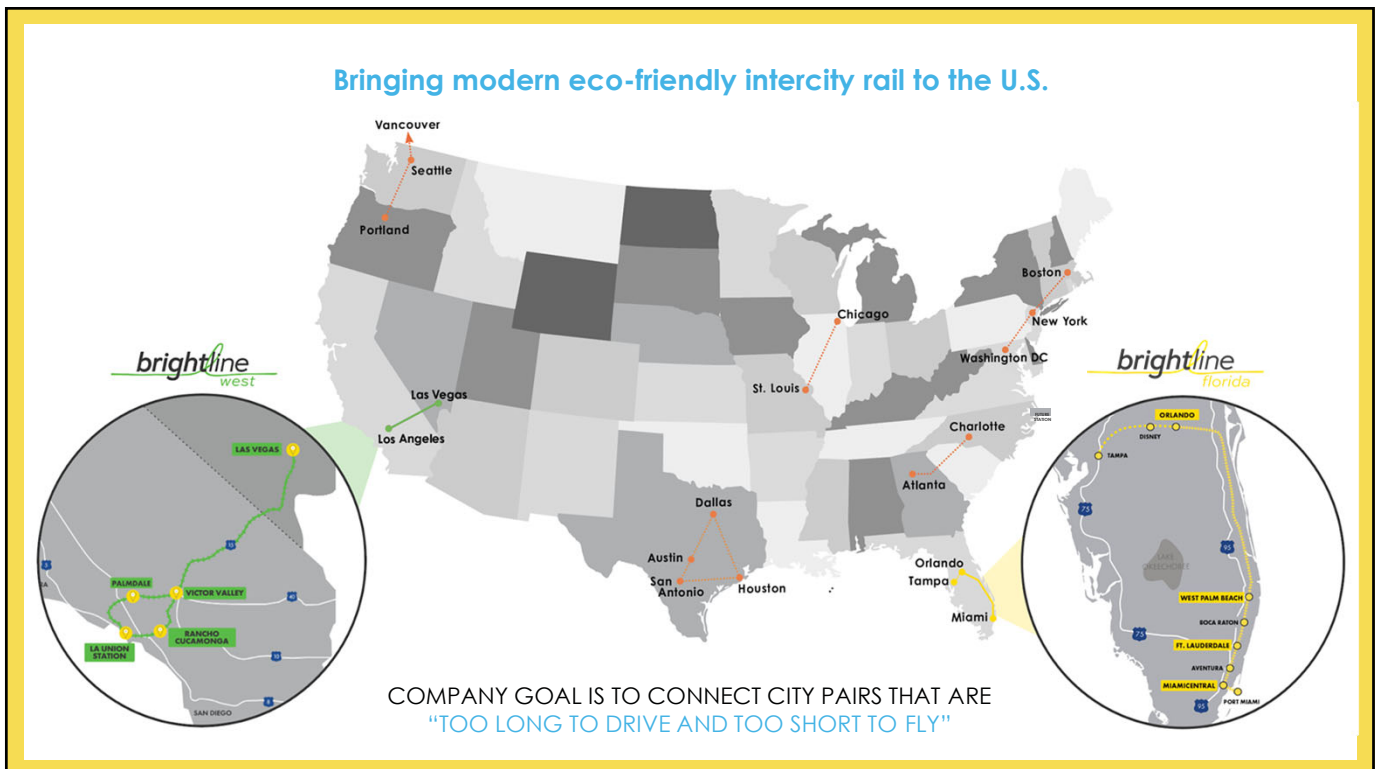
Financial and General Data			
Expenses	\$34,829,078	\$40,344,925	\$35,401,642
Revenues	\$37,110,466	\$36,311,641	\$24,498,468
Commendations	1,384	1,320	1,421
Complaints	3,227	2,156	1,258
Passenger No-Shows	3,473	4,040	22,450
Unmet Trip Requests	0	0	0

Performance Measures			
Accidents per 100,000 Miles	0.99	1.11	1.03
Miles between Roadcalls	8,025	6,683	8,802
Avg. Trips per Passenger	87.65	128.66	118.92
Cost per Trip	\$35.80	\$29.95	\$39.29
Cost per Paratransit Trip	\$39.66	\$53.63	\$63.86
Cost per Total Mile	\$3.02	\$3.78	\$3.85
Cost per Paratransit Mile	\$2.98	\$3.73	\$3.79

3.A



1



2

Brightline's Major Milestones



- **Three completed & operational stations:**
MiamiCentral, Fort Lauderdale and West Palm Beach
- **Brightline South Florida operations:**
Resumed full operations November 8
Recently hired 200+ new teammates
- **Launched Brightline+**
- **Building two additional In-Line stations:**
Aventura and Boca Raton
- **Miami to OIA connection on track for substantial completion by late 2022**
- **Extension to Tampa in development**

\$4.5B
construction cost

70%
complete

4.7m m
man-hours worked to date


1,300+
workers on the job




3

Building smarter and more prosperous communities


As urban life evolves and the demand for smarter, more efficient cities becomes higher, mobility networks like Brightline play a key role in the long-term prosperity of the areas they serve.




Boost of private capital towards infrastructure development




New & expanded job markets




Greater connectivity to economic centers




Increased real estate value through Transit Oriented Development




MIAMICENTRAL




ORLANDO INTERNATIONAL AIRPORT




AVENTURA



FORT LAUDERDALE





BOCA RATON



WEST PALM BEACH

4

PHASE 2 CONSTRUCTION



5

The Most ADA-Compliant Train in America



Accessibility

Brightline's interior aisles are 32 inches, wider than any other train, providing ample space for wheelchairs and strollers to easily glide throughout the coach with access to all areas, including the restrooms. Interior vestibule doors also slide open and close automatically, so guests can seamlessly move between coaches. In fact, Brightline is the first and only fully accessible train in the world.




Level boarding

Level boarding is a unique feature on Brightline trains. The station platform and the train door are slightly different heights (about 3 inches different). As part of the automated door system on the train, Brightline utilizes a "gap filler" that literally bridges the gap and height change between the train and the platform. The gap filler makes it possible to keep the platforms far enough away that freight trains can pass by, while still providing passengers a seamless way of stepping (or rolling) into and out of the train. Brightline is one of the only trains in the industry to leverage this kind of innovation.

brightline

6



Touchless hygiene

Each coach includes a spacious restroom that is ADA accessible and features a touchless environment. The toilet has a touchless flush, guests just wave their hand to flush it. For those who forget to flush, it will automatically take care of that when the door is opened. The sink is integrated into the vanity area that also includes a large back-lit mirror. Each restroom also includes a Dyson faucet that both dispenses water and dries hands from the same fixture, eliminating water dripping onto the floor.



Seating & Brightline+

When we say "All Aboard!", we really mean it. Our trains are designed to easily welcome all guests using wheelchairs, walkers, and other assistive devices.

For Brightline+:

Every station has two vans equipped with lifts.

When a person with disabilities books a private ride, they will get that van as a solo user. If they book a shared ride, they will get that van and might have other parties ride with them in a pooled ride.

brightline

7

Brightline

+

Our new door-to-door service, powered by our app and supported by a new fleet of Brightline branded vehicles.

brightline



8

Safety & Outreach

Engineering	Enforcement	Education
Camera analytics	Law enforcement deployment	Operation Lifesaver materials – English, Spanish, Creole and Portuguese
2017 CRISI grant	Red light camera pilot project	Partnerships with 211 on suicide awareness and mental health
Channelization	FRA grants for law enforcement deployment	School district outreach

brightline

9



Thank You

10

3.B



Palm Tran
Public Transportation

**Palm Beach County
Transportation Disadvantaged
Local Coordinating Board**

CTC UPDATE


February 23, 2022



Palm Tran's Mission is to provide access to opportunity for everyone; safely, efficiently and courteously.




1



Palm Tran Service Update

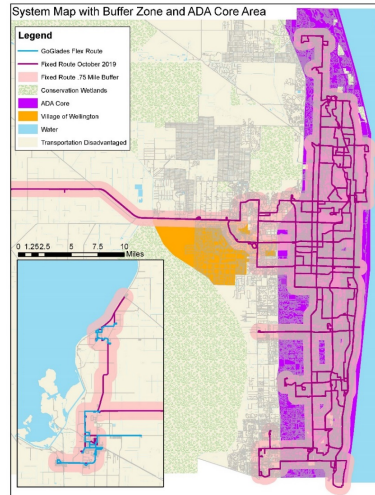
- **Both Fixed-Route and Connection are experiencing unprecedented challenges with driver shortages.**
- **Leading to reduced On-Time Performance and Customer Satisfaction.**
- **Connection Request for Proposal (RFP) released January 12, 2022.**



2

Palm Beach County's Transit is Unique

- Very dense bus network along the coast
- Very limited bus service inland
- Paratransit serves everywhere in the County

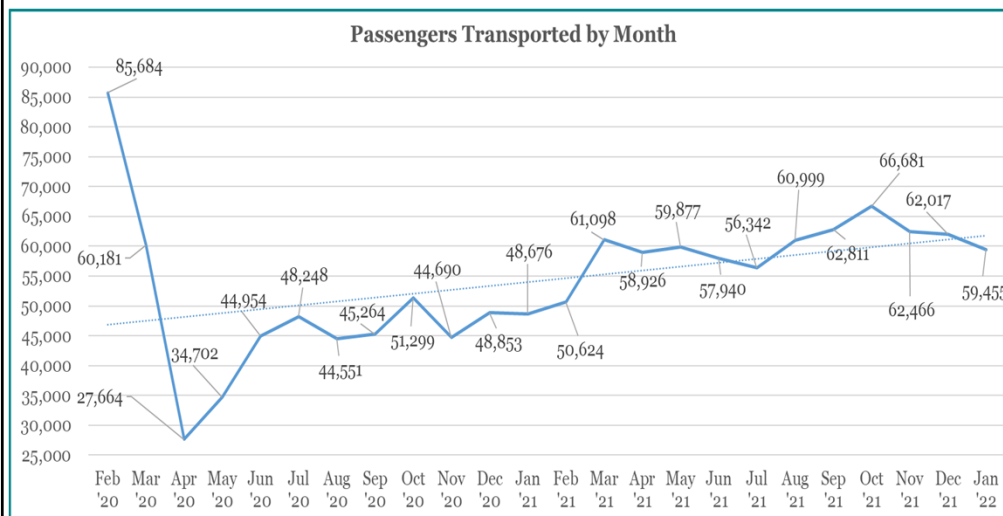


3



3

Palm Tran Connection Ridership

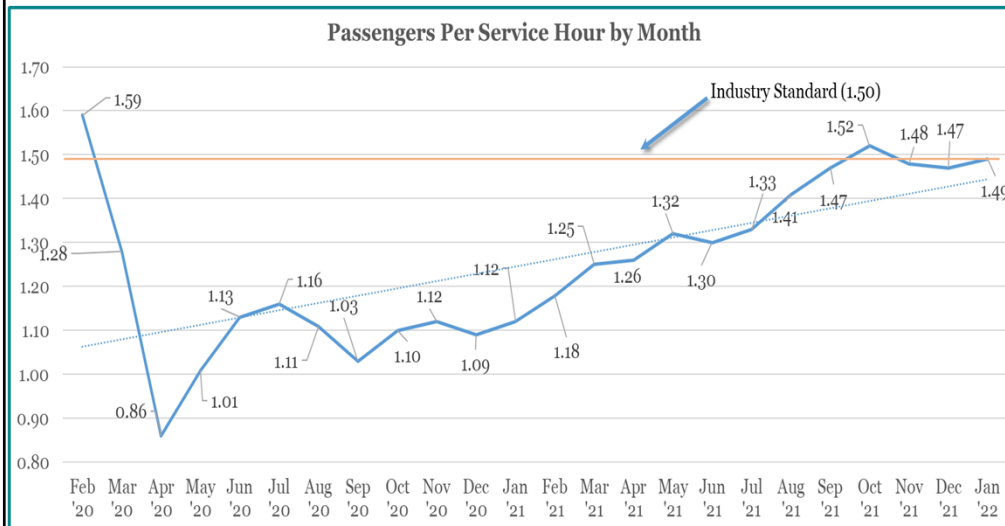


4



4

Palm Tran Connection Productivity

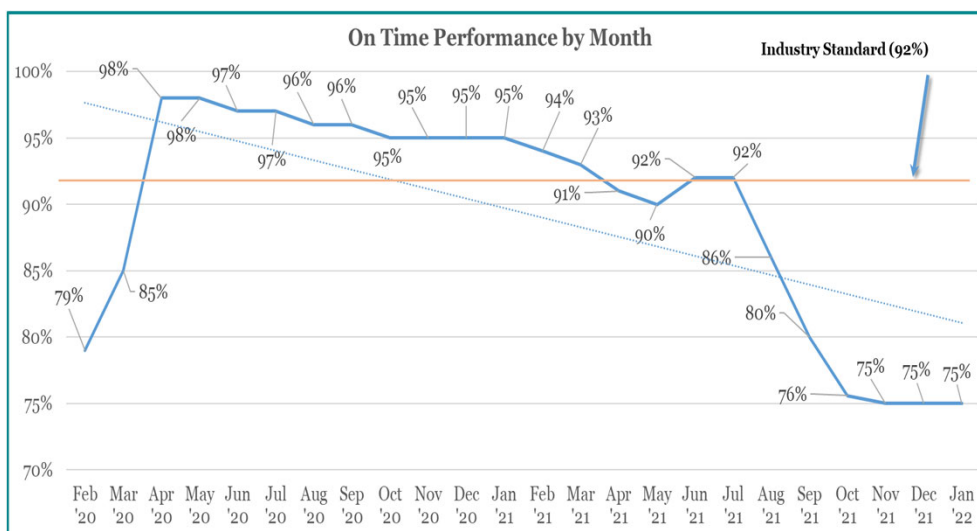


5



5

Connection On-Time Performance



6



6

TD Ridership and Complaint Report

Month	TD Ridership	Raw Complaints	Valid
November	8,442	19	3
December	8,235	10	2
January	8,639	12	1

Valid complaints: Late Pickup (2), Late Drop off (1), Discourteous (1), On Board Violation (1), Other (1)

7



7

Q&A

Thank you

8



8



3.C



1

Presentation Overview

- TDP Background & Process
- Public Outreach Summary
- 10-Year Transit Needs Identification & Evaluation
- 10-Year Financial & Implementation Plan
- Next Steps

2

2

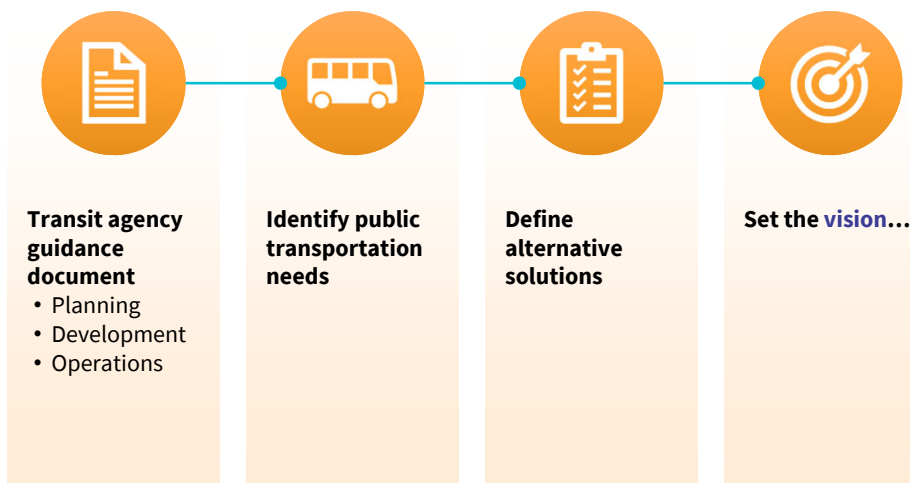
WHAT IS A TDP?

- 10-year strategic plan for transit
 - Evaluates existing conditions
 - Determines future needs
 - Outlines phased service & implementation plans
 - Includes funded & unfunded priorities
 - Updated every 5 years
- FDOT requirement for funding
 - Palm Tran's TDP is due by December 31, 2021
- What a TDP is not:
 - Not a budget
 - Not a binding agreement



3

TDP Purpose



4

4

TDP Public Outreach

12,000+ people
engaged through
this process



~35
**Stakeholder
Interviews**



6
**Public
Workshops**



3
Surveys
Public Opinion Poll
Transit Needs
Operator



8
Discussion Groups
3 Operator
4 Business
1 Connection Riders



**Web/Email
Social Media
Outreach**

palmtran.org/transit-development-plan

5



5

Online Transit Needs Survey

754
Responses



WHERE ARE WE TODAY?

More than 85% have used Palm Tran services before.

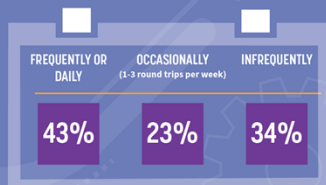


86%
YES



14%
NO

More than 40% used Palm Tran services "frequently or daily" prior to the COVID-19 pandemic beginning in March of 2020.



Top 3 reasons people DO ride Palm Tran:



62%
DON'T HAVE A CAR



12%
TO SAVE MONEY



9%
BUS IS SAFER

Top 3 reasons people DO NOT ride Palm Tran:



48%
TIME, IT TAKES LONGER THAN DRIVING



40%
THERE ARE NO BUS STOPS NEAR ME



37%
DIFFICULT TO GET TO THE BUS STOP

6



6

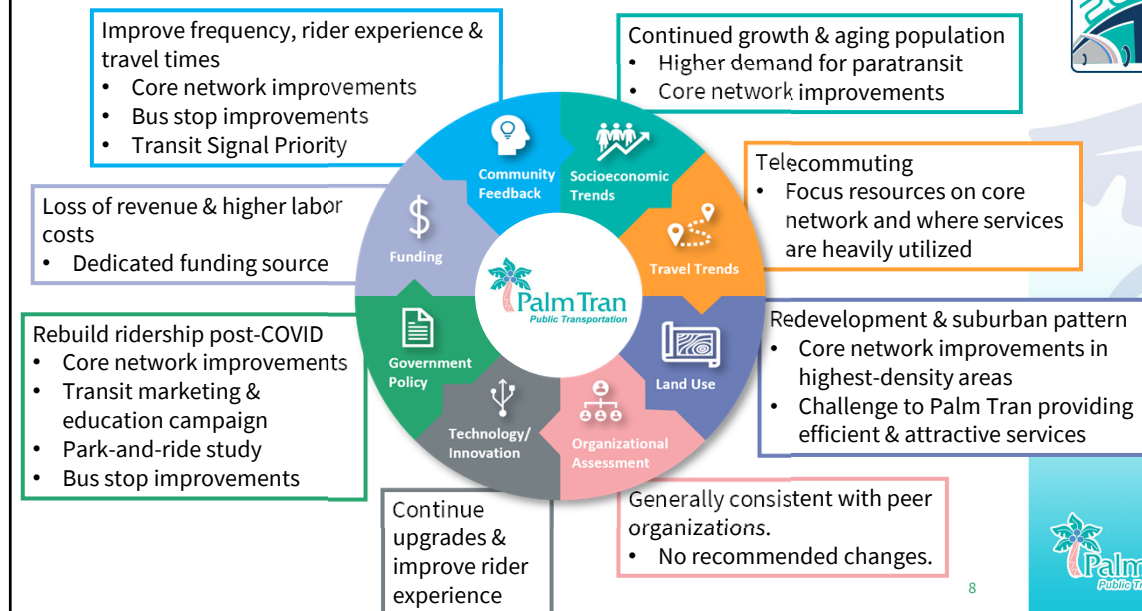
Online Transit Needs Survey



7

7

Situation Appraisal



8

8

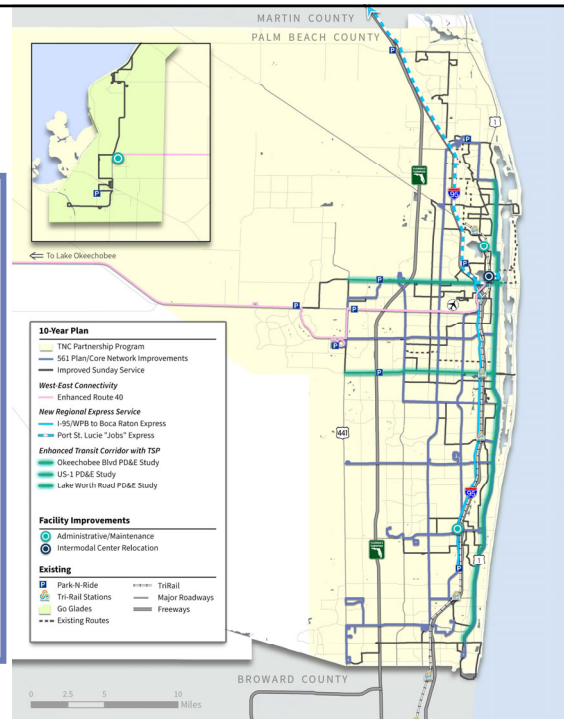
10-Year Needs



Public transit needs identified for the next 10 years through analysis, outreach, and other TDP tasks.

Service Needs

- 561 Plan/Core Network Routes (15-minute headways)
- Premium Transit/Enhanced Transit Corridors (561 Plan)
- Span & Frequency Improvements (Non-Core Network)
 - Standardize headways (15, 30 & 60)
 - Sunday service all routes & expanded hours
- West-East connectivity (Route 40 to 30-minutes)
- New Regional Express Service
 - Port St. Lucie to WPB
 - West Palm Beach to Boca Raton
- On-Demand Transit Services
 - Mobility on Demand
 - Continue Go Glades
 - Priority new MOD areas (TBD)
 - TNC Partnership Program



9

10-Year Needs (continued)

Other Capital & Infrastructure Needs

- Bus Radio System Upgrades
- Maintenance Facility Equipment Upgrades
- Fleet and Asset Management Software Upgrades
- North Facility Electrical Upgrades
- North County Facility Planning & Design Study
- Bus Stop Shelters
- Bus Stop Infrastructure & Accessibility Improvements
- Park-and-Ride Facility Study
- Fleet Replacement & Acquisition Program



Policy Needs

- Infrastructure & Equipment for Continued COVID-19 Safety



Technology Needs

- Transit Signal Priority (TSP)
- Fare Technology Interoperability
- Electrification
- Bus Stop Technology Improvements
- Wi-Fi Enabled Fleet



Plans/Studies

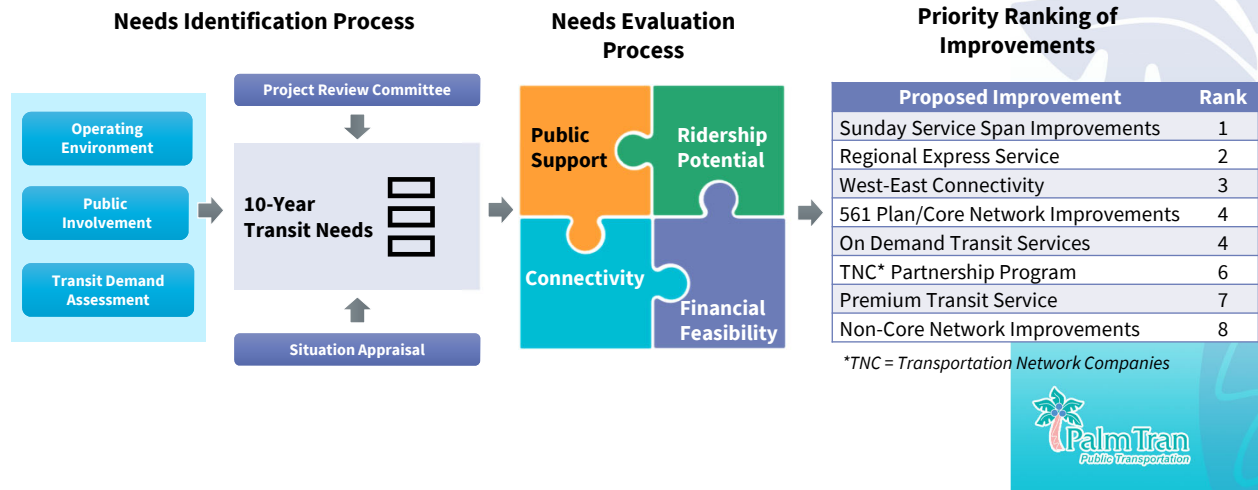
- FY 2027-2036 TDP Update
- School Coordination Study
- Connection Facility Assessment Study



10

10

10-Year Transit Service Needs Evaluation Process



11

10-Year Plan Summary Service Improvements



	Description	Implementation Year(s)	Annual Operating \$ (2022\$)	Operating Funding Source(s)	Total Capital \$ (2022\$)	Capital Funding Source(s)
Existing Service Improvements	Route 40 Frequency Improvements	2023-2031	\$ 515,351	Unfunded/TIRRF/Other Local Funding	\$ 1,711,559	Federal Grants
	Sunday Service Improvements	2023-2031	\$ 1,501,291	Unfunded/TIRRF/Other Local Funding	\$ -	Federal Grants
	561 Plan/Core Network – Route 1	2023-2031	\$ 1,756,619	Unfunded/TIRRF/Other Local Funding	\$ 3,423,118	Federal Grants
	561 Plan/Core Network – Route 43	2023-2031	\$ 1,863,234	Unfunded/TIRRF/Other Local Funding	\$ 1,141,039	Federal Grants
	561 Plan/Core Network – Route 3	2024-2031	\$ 3,113,338	Unfunded/TIRRF/Other Local Funding	\$ 4,564,157	Federal Grants
	561 Plan/Core Network – Route 2	2025-2031	\$ 2,832,257	Unfunded/TIRRF/Other Local Funding	\$ 5,134,677	Federal Grants
	561 Plan/Core Network – Route 62	2026-2031	\$ 1,831,648	Unfunded/TIRRF/Other Local Funding	\$ 1,141,039	Federal Grants
	561 Plan/Core Network – Route 46	2027-2031	\$ 1,008,571	Unfunded/TIRRF/Other Local Funding	\$ 1,711,559	Federal Grants
	561 Plan/Core Network – Route 73	2027-2031	\$ 2,363,361	Unfunded/TIRRF/Other Local Funding	\$ 3,423,118	Federal Grants
	561 Plan/Core Network – Route 81	2028-2031	\$ 2,149,766	Unfunded/TIRRF/Other Local Funding	\$ 2,852,598	Federal Grants
	561 Plan/Core Network – Route 91	2028-2031	\$ 304,249	Unfunded/TIRRF/Other Local Funding	\$ -	Federal Grants
	Spare Buses for Service Improvements	Various	\$ -	-	\$ 5,705,197	Federal Grants
New Regional Express	Port St. Lucie "Jobs" Express – Phase 1	2022-2025	\$ 183,784	Service Development	\$ 1,711,559	Federal Grants
	Port St. Lucie "Jobs" Express – Phase 2	2025-2026	\$ 367,567	Service Development	\$ -	Federal Grants
	I-95/WPB to Boca Raton Express	2026-2031	\$ 559,122	Service Development	\$ -	Federal Grants
On-Demand Services	TNC Partnership Pilot Program	2022-2031	\$ 165,000	Unfunded/TIRRF/Other Local Funding	\$ -	-
	MOD Priority Area 1 (Go Glades*)	2022-2031	\$ 2,167,641	Unfunded/TIRRF/Other Local Funding	\$ -	-
	MOD Priority Area 2 Pilot	2024-2031	\$ 1,471,725	Unfunded/TIRRF/Other Local Funding	\$ 990,000	Federal Grants
	MOD Priority Area 3 Pilot	2025-2031	\$ 1,471,725	Unfunded/TIRRF/Other Local Funding	\$ 990,000	Federal Grants
	MOD Priority Area 4 Pilot	2026-2031	\$ 1,471,725	Unfunded/TIRRF/Other Local Funding	\$ 990,000	Federal Grants
	MOD Priority Area 5 Pilot	2027-2031	\$ 1,471,725	Unfunded/TIRRF/Other Local Funding	\$ 990,000	Federal Grants
**Total Annual Operating \$:			\$ 28,018,348	Total Capital \$:	\$ 36,479,621	

TIRRF – Transit Innovation and Ridership Recovery Fund

*Assumes cost of directly operating Go Glades services starting in 2024.

**Total cost reflects only the full regional express bus service to be implemented in 2026 and not the costs of the interim phases.



12

12

10-Year Plan Summary

Plans, Capital/Infrastructure & Technology Improvements

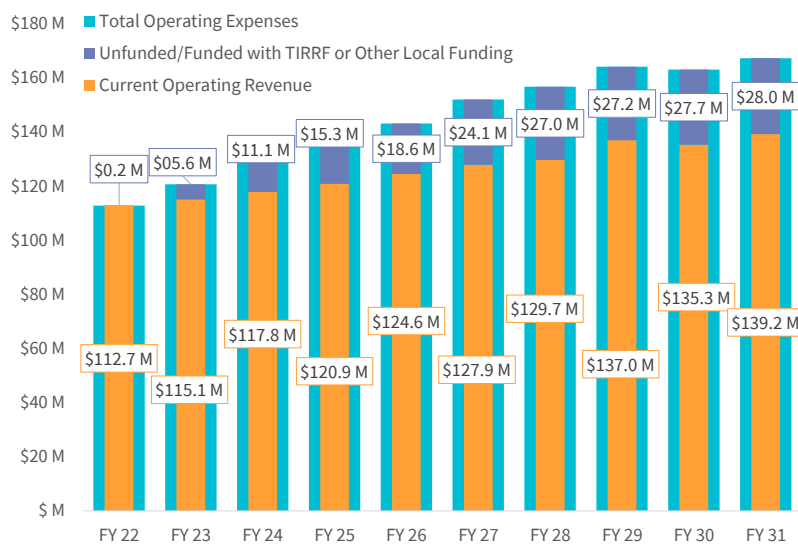


	Description	Implementation Year(s)	Total Operating \$ (2022\$)	Total Capital \$ (2022\$)	Funding Source(s)
Plans/Studies	Connection Facility Assessment Study	2022	\$ 100,000	\$ -	Federal Grants
	School District Coordination Study	2022	\$ 60,000	\$ -	Federal Grants
	TDP Major Update (FYs 2027-2036)	2026	\$ 400,000	\$ -	Federal/State Grants
	Okeechobee Blvd PD&E Study	2027	\$ 966,760	\$ -	TPA Funds
	US-1 PD&E Study	2029	\$ 3,741,819	\$ -	TPA Funds
	Lake Worth Rd PD&E Study	2031	\$ 776,804	\$ -	TPA Funds
Total Operating \$ for Plans/Studies:			\$ 6,045,384		
Other Capital/Infrastructure	North County Facility Electrical Upgrades	2022	\$ -	\$ 700,000	Federal Grants
	North Facility Parking Lot Restoration	2022	\$ -	\$ 2,100,000	Federal Grants
	Bus Stop Improvements (Programmed in TIP)	2022, 2024	\$ -	\$ 3,780,655	Federal/State Funds
	561 Plan Corridors – Enhanced Transit Shelters	2022-2026	\$ -	\$ 14,553,400	Federal/State Funds
	Fleet Replacement Program – Fixed Route	2022-2028	\$ -	\$ 67,321,320	Federal Grants
	Fleet Replacement Program – Connection	2022-2031	\$ -	\$ 36,052,000	Ad Valorem
	South/North/West Facility Maintenance Upgrades	2023-2026	\$ -	\$ 9,014,663	Federal Grants
	Palm Tran Bus Stop Shelter Program	2023-2031	\$ -	\$ 7,650,000	Federal Grants
	North Facility Planning & Design Study	2027-2028	\$ -	\$ 5,000,000	Unfunded
Total Capital \$ for Other Capital/Infrastructure:				\$ 146,172,038	
Technology	Bus Radio System Upgrades	2022	\$ -	\$ 975,000	Federal Grants
	Fleet Software/Hardware Upgrades	2022	\$ -	\$ 1,000,000	Federal Grants
	Enterprise Asset Management Software	2022	\$ -	\$ 1,300,000	Federal Grants
	Electrification Master Plan	2022	\$ -	\$ 500,000	Federal Grants
	Transit Signal Priority – US-1	2023	\$ -	\$ 2,000,000	TPA Funds
	Bus Stop Real Time Arrival Signage	2023-2031	\$ -	\$ 1,350,000	Federal Grants
	Electric Vehicles / Charging Stations	2024-2025	\$ -	\$ 9,336,388	TPA Funds/ Other Local Funding
	Wi-Fi Enabled Fleet - Connection & Go Glades (Avg Annual \$)	2022-2031	\$ 225,630	\$ -	Unfunded/Other Local Funding
	Transit Signal Priority – Okeechobee Blvd/SR-7	2024	\$ -	\$ 1,000,000	TPA Funds
	Transit Signal Priority – Lake Worth Rd/SR-7	2027	\$ -	\$ 1,000,000	Federal Grants/Other Local Funding
Total Operating \$/ Total Capital \$ for Technology:			\$ 225,630	\$ 18,461,388	



13

10-Year Plan Summary



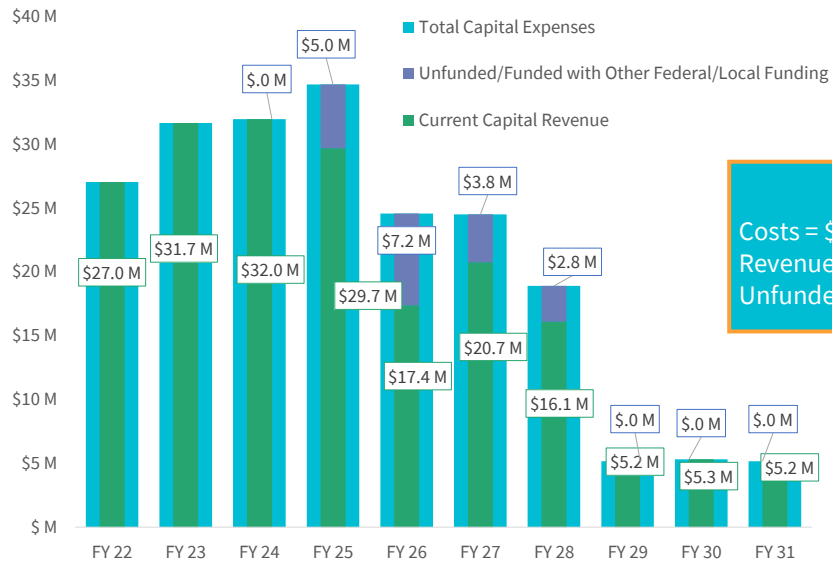
10-Year Total
 Costs = \$1.449B
 Revenue = \$1.321B
 Unfunded/Funded Other = \$127M



14

14

10-Year Plan Summary



10-Year Total

Costs = \$209M

Revenue = \$190.2M

Unfunded/Funded Other = \$18.8M



15

15

Next Steps

- Board of County Commission approval of TDP
- Submit Final TDP to FDOT by December 31st

Questions?




16

16

Department of Health

Transportation & DOH: Community Health Programs



Dr. Merlene Ramnon
Director, Community Health Division
Florida Department of Health

1

Department of Health

Department of Health Programs:

- Supplemental Nutrition Assistance Program-Ed(SNAP-Ed)
- Tobacco Program
- Health Equity
- Clinical Services

2

2

Department of Health

SNAP-Ed Programs

- Participants are clients who live in geographical area and are 200 % below the poverty level.
- Transportation is critical to groups who live in these Zip Codes

3

3

Department of Health

Tobacco Program

- Partnership with TPA
- Vaping and Tobacco Cessation language policy on bus routes and signage in vehicle.
- SWAT Program supporting student access
- Bus Routes to support Multiunit Housing Locations

4

4

Health Equity

Health Equity

- Access to health Care
- Language Barriers on Bus Routes
- Safe and accessible Streets
- Special Needs Accommodation
- Aging Population
- Transportation projects focus on Health Equality
- Equal opportunity for all passengers regardless of sexual orientation.

5

5

Clinical Services

- Bus Routes for Pregnant and Lactating Women
- Private Area for Breast Feeding
- Accommodating Fragile and indigent population
- Regular Schedule to accommodate special Clinical events for Clients.

6

6