



TECHNICAL ADVISORY COMMITTEE (TAC) AGENDA

DATE: **Wednesday, February 2, 2022**
TIME: **9:00 a.m.**
PLACE: **301 Datura Street, West Palm Beach, FL 33401**

Attendees may not enter the TPA workplace if in the previous 5 days, they have tested positive for COVID-19, exhibited symptoms of COVID-19, or been in close contact with someone with COVID-19 and are unvaccinated.

To promote awareness of multimodal options for in-person attendance, a map of transportation facilities and services around the TPA Office is provided on page 4.

Members of the public can also join the meeting virtually in the following ways:

- Via Zoom app using Webinar ID: 825-1898-2495 and Password: 047102
- Via web browser at PalmBeachTPA.org/TAC02FEB2022
- Via phone at 1-646-558-8656 using the above Webinar ID and Password
- View a live simulcast at PalmBeachTPA.org/LIVE

For assistance joining the virtual meeting, call 561-725-0800 or e-mail info@PalmBeachTPA.org.

1. REGULAR ITEMS

- A. Call to Order and Roll Call
- B. Modifications to the Agenda
- C. MOTION TO APPROVE Minutes for December 1, 2021
- D. General Public Comments and Public Comments on Agenda Items

Members of the public are invited to offer general comments and/or comments or questions on specific agenda items as follows:

- A written document, comment and/or question may be submitted at PalmBeachTPA.org/TAC-comment at any time prior to the commencement of the relevant agenda item.
- A verbal comment may be provided by a virtual attendee using the raise hand feature in the Zoom platform.
- A verbal comment may be provided by an in-person attendee submitting a comment card available at the welcome table.

Note that the Chair may limit comments to 3 minutes or less depending on meeting attendance.

- E. Comments from the Chair and Member Comments
- F. TAC Liaison's Report

2. ACTION ITEMS

A. MOTION TO RECOMMEND ADOPTION of Amendment #3 to the TPA's Fiscal Year (FY) 22-26 Transportation Improvement Program (TIP)

The TIP is the TPA's five-year funding program for transportation projects in Palm Beach County. The amendment request includes:

- Delete project - Indiantown Rd from US-1 to A1A (#4415721)
- Add new project - I-95 wrong way detection systems (#4495201)
- Add new projects with FTA 5310 Operating Assistance
 - Mae Volen Center – Operation funds for fixed route service (#4502781)
 - Mae Volen Center – Purchase vehicle (#4504521)
 - Mae Volen Center – Operating funds for fixed route service (#4504531)
 - Mae Volen Center – Operating funds for fixed route service (#4504751)
 - Mactown, Inc – Operating funds for fixed route service (#4504971)

B. MOTION TO RECOMMEND ADOPTION of 2022 Safety Targets

Pursuant to Federal Highway Administration (FHWA) and Federal Transit Administration (FTA) performance measure implementation requirements, the TPA is required to establish roadway and transit Safety Targets annually. The TPA has the option to support the roadway safety targets adopted by the State and the transit safety targets adopted by the local transit operator or to establish its own targets.

For the past three years, the TPA Board has adopted the State's roadway safety targets of zero (0) traffic-related fatalities and serious injuries. TPA staff recommends adoption of the State's roadway safety targets and the established Palm Tran transit safety targets. TPA staff will review the attached presentation and draft TPA resolution establishing 2022 Safety Targets.

3. INFORMATION ITEMS

A. Performance Measures Dashboard

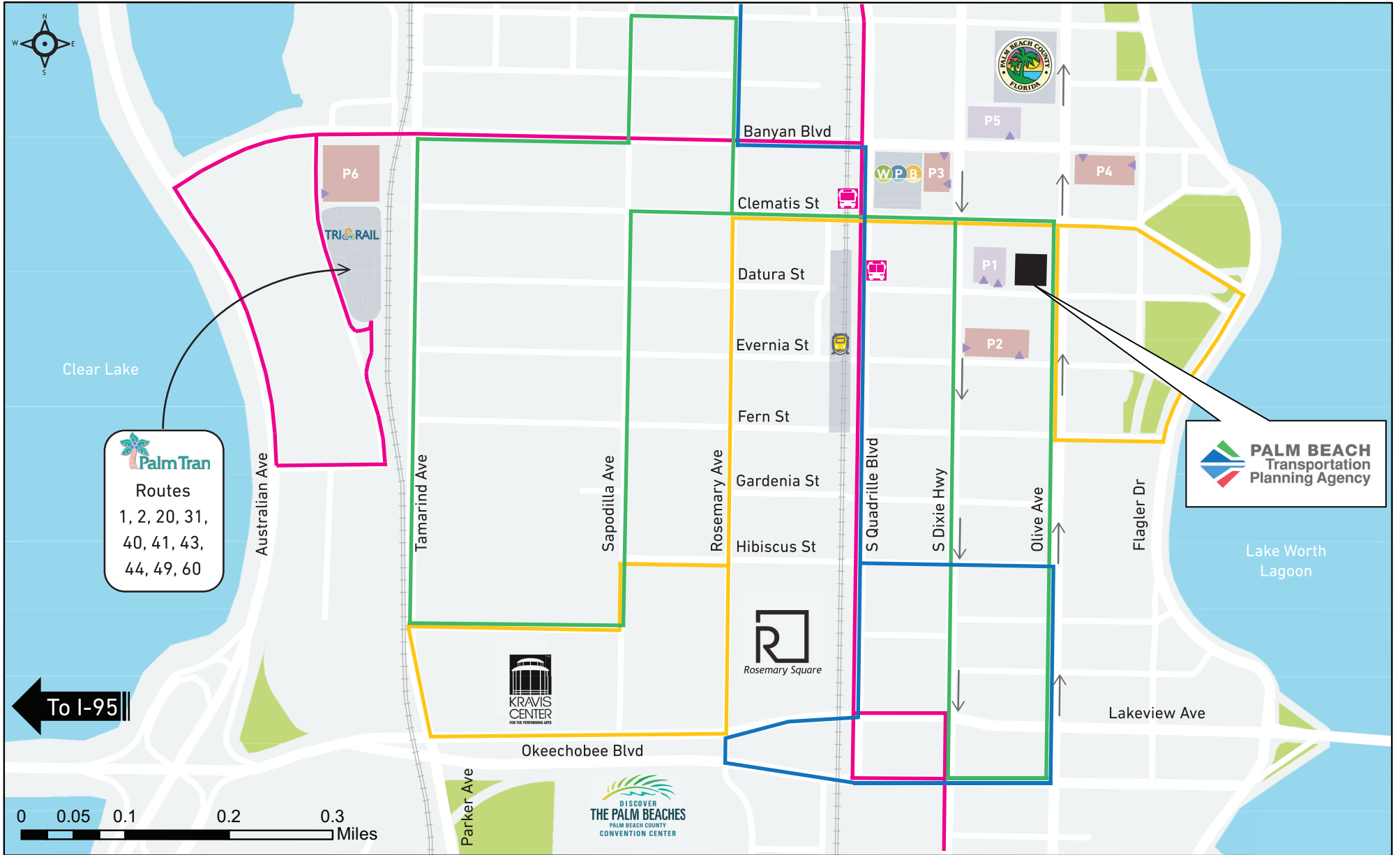
The TPA tracks all adopted performance measures and targets through an interactive dashboard at PalmBeachTPA.org/PM. TPA staff will provide a walkthrough of the dashboard and highlight major changes for calendar year 2021. A summary of the performance measures is attached.

B. Florida Bicycle Month

TPA staff will provide an update on Florida Bicycle Month activities in March and encourage municipalities to adopt a Florida Bicycle Month Proclamation to celebrate and support bicycling in their community. A sample proclamation is attached. A calendar of bicycle month events is available at WalkBikePalmBeach.org.

4. ADMINISTRATIVE ITEMS

- A. Governing Board Summary Points – December 16, 2021
- B. FDOT Scheduling Report – February 2022
- C. 2022 TPA Meeting Dates
- D. Next Meeting – **March 2, 2022**
- E. Adjournment



Palm Tran
Routes
1, 2, 20, 31,
40, 41, 43,
44, 49, 60

To I-95

0 0.05 0.1 0.2 0.3 Miles

Legend:

TPA Office Location

Palm Tran
PalmTran.org

Palm Tran Bus Stop

Palm Tran Route 1

W P B

WEST PALM BEACH
DowntownWPB.com

Yellow Trolley

Green Trolley

Blue Trolley

TRI RAIL
Tri-Rail.com

Brightline Station
GoBrightline.com

Public Parking
* Metered on-street parking also available citywide

Private Parking

CHAIR

Kara Ferris

City of Greenacres

Jim Bell

City of Boca Raton - Planning

Alternate: Tamashbeen Rahman

Maria Tejera

City of Boca Raton - Traffic

Alternate: Quan Yuan

Gary Dunmyer

City of Boynton Beach

Alternate: Amanda Radigan

Richard Pereira

City of Delray Beach

Alternate: Cynthia Fuentes

Kenny Wilson

FL Department of Health – Environ./Air Pollution

Alternate: Janelle St. Ange

Thomas Driscoll

Town of Jupiter - Engineering

Alternate: Chang-Jen Lan

Jamie Brown

City of Lake Worth Beach – Public Services

Alternate: Felipe Lofaso

Natalie Crowley

City of Palm Beach Gardens

Alternates: Michael Morrow & Peter Hofheinz

Kim Glas-Castro

Village of Palm Springs

Alternate: Iramis Cabrera

Gary M. Sypek

Palm Beach County - Airports

Alternate: Wil Hicks

Bryan Davis

Palm Beach County - Planning

Alternate: Jorge Perez

VICE CHAIR

Motsem Al-Turk

Palm Beach County - Engineering

Alternate: Melissa Ackert

Levi McCollum

Palm Tran

Alternate: Anna Bielawska

Aaron Hoffman

Port of Palm Beach

Alternate: Carl Baker

Terrence Bailey

City of Riviera Beach

Christopher Marsh

Village of Royal Palm Beach

Alternate: Bradford O'Brien

Joyce Cai

School District of Palm Beach County

Loraine Cargill

South Florida Regional Transportation Authority

Alternate: Vicki Gatanis

Kim DeLaney

Treasure Coast Regional Planning Council

Alternate: Thomas Lanahan

Michael O'Dell

Village of Wellington

Alternate: Jonathan Reinsvold

Alex Hansen

City of West Palm Beach – Planning

Xavier Falconi

City of West Palm Beach – Public Works

Alternate: Valerio Oricchio

John Krane

Florida Department of Transportation

Non-Voting Advisory Member

Alternates: Marsha Taylor & Christine Fasiska

NOTICE

In accordance with Section 286.0105, *F.S.*, if a person decides to appeal any decision made by the board, agency, or commission with respect to any matter considered at such meeting or hearing, they will need a record of the proceedings, and that, for such purposes, they may need to ensure that a verbatim record of the proceedings is made, which record includes the testimony and evidence upon which the appeal is to be based.

Public participation is solicited without regard to race, color, national origin, age, sex, religion, disability or family status. Persons who require a printed copy of the agenda package, require special accommodations under the Americans with Disabilities Act or require translation services for a meeting (free of charge) must call 561-725-0800 or email Info@PalmBeachTPA.org at least five business days in advance. Hearing impaired individuals are requested to telephone the Florida Relay System at #711.



PALM BEACH Transportation Planning Agency

OFFICIAL MEETING MINUTES OF THE TECHNICAL ADVISORY COMMITTEE (TAC)

Wednesday, December 1, 2021

301 Datura Street, West Palm Beach, FL 33401
Meeting was also conducted virtually via Zoom.

These minutes are a summary of the meeting events and may not reflect all discussion that occurred. PDF versions of the agenda, backup material and presentations as well as audio recordings are available for review at PalmBeachTPA.org/TAC

1. REGULAR ITEMS

1.A. Call to Order and Roll Call

CHAIR FERRIS called the meeting to order at 9:11 a.m. and provided an overview of the virtual meeting procedures.

The Recording Secretary called the roll. A quorum was present in-person as depicted in the table below.

| Member | Roll Call | Member | Roll Call | Member | Roll Call | Member | Roll Call |
|----------|-----------|---------------|-----------|---------|-----------|-----------|-----------|
| Bell | A | Brown | A | Hoffman | P | O'Dell | A |
| Tejera | P | Crowley | P | Bailey | A | Hansen | P |
| Dunmyer | P | Cabrera (Alt) | P | Marsh | A | Volbrecht | P |
| Pereira | P | Sypek | P | Cai | A | Krane | P |
| Wilson | P | Davis | P | Cargill | A | Al-Turk | A |
| Driscoll | A | McCullom | P | DeLaney | P | Ferris | P |

P = Present A = Absent

1.B. Modifications to the Agenda

There were no modifications made to the published agenda.

The Recording Secretary stated the following members requested permission to participate remotely: Vice Chair Motasem Al-Turk due to the County still limiting in-person meeting allowance, Jamie Brown due to a meeting conflict at Lake Worth Beach City Hall at 10:30 a.m., Joyce Cai due to staff shortages at the School District, Jim Bell due to the City limiting in-person meeting allowance, and Christopher Marsh due to a conflicting medical appointment.

There were no objections to their virtual participation and the members were permitted to join the meeting.

1.C. APPROVED Minutes for October 6, 2021

MOTION to approve the Minutes made by Alex Hansen, seconded by Levi McCullom, and carried unanimously 18-0 as depicted in the table below.

| Member | Vote | Member | Vote | Member | Vote | Member | Vote |
|----------|------|---------------|------|---------|------|-----------|------|
| Bell | Y | Brown | A | Hoffman | Y | O'Dell | A |
| Tejera | Y | Crowley | Y | Bailey | A | Hansen | Y |
| Dunmyer | Y | Cabrera (Alt) | Y | Marsh | Y | Volbrecht | Y |
| Pereira | Y | Sypek | Y | Cai | Y | Al-Turk | Y |
| Wilson | Y | Davis | Y | Cargill | A | Ferris | Y |
| Driscoll | A | McCullom | Y | DeLaney | Y | | |

Y = Yes N = No A = Absent ABST = Abstain

1.D. General Public Comments and Public Comments on Agenda Items

There were no general public comments received.

Chang-Jen Lan joined the meeting in-person and Jamie Brown joined the meeting virtually.

1.E. Comments from the Chair and Member Comments

JIM BELL inquired if the Bicycle-Trailways-Pedestrian Advisory Committee (BTPAC) received a presentation on the Atlantic Avenue widening project that was slated to be discussed during Action Items.

CONOR CAMPOBASSO, TPA Long Range Transportation Plan (LRTP) Coordinator, noted that the item was pulled from the other committee agendas after the TAC tabled it in October. He noted they would see it for the first time during their December meeting.

1.F. TAC Liaison’s Report

CONOR CAMPOBASSO reviewed key items from the Liaison’s Report. The full report can be viewed at PalmBeachTPA.org/TAC.

There were no public comments on this item.

NATALIE CROWLEY expressed her appreciation for Nick Uhren during his tenure as the TPA’s Executive Director and wished him the best in his future endeavors.

Terrence Bailey joined the meeting in-person.

2. ACTION ITEMS

2.A. ELECTED 2022 OFFICERS

Nomination of Kara Ferris as the Chair made by Natalie Crowley.

Nomination of Gary Dunmyer as the Chair made by Motasem Al-Turk.

Gary Dunmyer declined the nomination and there being no further nominations, Kara Ferris was ratified as the 2022 TAC Chair.

Motasem Al-Turk expressed his desire to remain as the Vice Chair.

There being no further nominations, Motasem Al-Turk was ratified as the 2022 TAC Vice Chair.

There were no public comments on this item.

MOTION to Elect Kara Ferris as the Chair and Motasem Al-Turk as the Vice Chair for the 2022 Calendar Year made by Natalie Crowley and seconded by Alex Hansen. A verbal vote was taken and carried unanimously 21-0 as depicted in the table below.

| Member | Vote | Member | Vote | Member | Vote | Member | Vote |
|-----------|------|---------------|------|---------|------|-----------|------|
| Bell | Y | Brown | Y | Hoffman | Y | O'Dell | A |
| Tejera | Y | Crowley | Y | Bailey | Y | Hansen | Y |
| Dunmyer | Y | Cabrera (Alt) | Y | Marsh | Y | Volbrecht | Y |
| Pereira | Y | Sypek | Y | Cai | Y | Al-Turk | Y |
| Wilson | Y | Davis | Y | Cargill | A | Ferris | Y |
| Lan (Alt) | Y | McCullom | Y | DeLaney | Y | | |

Y = Yes N = No A = Absent ABST = Abstain

2.B. RECOMMENDED ADOPTION of Amendment #2 to the TPA’s Fiscal Year (FY) 22-26 Transportation Improvement Program (TIP)

JASON PRICE provided a PowerPoint presentation that can be viewed at PalmBeachTPA.org/TAC. Jason stated the TIP is the TPA’s five-year funding program for transportation projects in Palm Beach County. The Florida Department of Transportation (FDOT) has requested approval of two amendments as shown in the agenda backup and summarized below:

- I-95 at PGA Blvd southbound on-ramp (FM# 443590-1): Advance federal funds for construction from FY 2024 to FY 2022.
- I-95 at Boynton Beach Blvd interchange (FM# 435804-1): Add a project to the TIP with design and right-of-way in FY 2022 and construction in FY 2025.

JASON noted this amendment would only impact the projects listed and no other projects in the TIP. There were no public comments on this item.

Member discussion ensued on the I-95 at PGA Boulevard amendment.

NATALIE CROWLEY thanked FDOT on behalf of the City of Palm Beach Gardens for accelerating this project.

MOTION to Recommend Adoption of Amendment #2 to the TPA’s FY 22-26 TIP made by Natalie Crowley and seconded by Aaron Hoffman. A verbal vote was taken and carried unanimously 21-0 as depicted in the table below.

| Member | Vote | Member | Vote | Member | Vote | Member | Vote |
|-----------|------|---------------|------|---------|------|-----------|------|
| Bell | Y | Brown | Y | Hoffman | Y | O'Dell | A |
| Tejera | Y | Crowley | Y | Bailey | Y | Hansen | Y |
| Dunmyer | Y | Cabrera (Alt) | Y | Marsh | Y | Volbrecht | Y |
| Pereira | Y | Sypek | Y | Cai | Y | Al-Turk | Y |
| Wilson | Y | Davis | Y | Cargill | A | Ferris | Y |
| Lan (Alt) | Y | McCullom | Y | DeLaney | Y | | |

Y = Yes N = No A = Absent ABST = Abstain

2.C. RECOMMENDED ADOPTION of a Resolution affirming TPA support for the Atlantic Avenue Widening Project from Florida’s Turnpike to Jog Road

CONOR CAMPOBASSO provided a PowerPoint presentation that can be viewed at PalmBeachTPA.org/TAC. Conor reviewed the TPA Board’s direction on this project that included wanting to move forward with shared-use pathways, remove partially displaced left turns (DLT) as an option due to several impacts, and acknowledge the dual and triple left turns that may not meet the Level of Service D at peak hour in 2045. He reminded the members of the TAC’s discussion that occurred during the October meeting, and noted the updated resolution language that affirms the TPA’s support as shown in the agenda packet and stated below:

- For the typical section, provide sidewalks or shared use pathways of at least 10 feet in width; and
- If feasible without moving the construction start date or purchasing additional right-of-way, extend these facilities to SR 7 by including them in the Atlantic Avenue widening from SR 7 to Lyons Road (FM 229658-4) and from Lyons Road to Jog Road (FM 440575-1); and
- For the Jog Road intersection, eliminate components of the build alternative with significant adverse impacts to pedestrian and bicycle safety or major right-of-way acquisitions that require the relocation of homes or businesses.

There were no public comments on this item.

Member discussion ensued on the Town of Jupiter’s proposed tentative design for the intersection and its feasibility, clarification on the requested action and need for additional collaboration throughout the project cycle, sidewalk and share use pathways details, pedestrian and bicyclist impacts, future opportunities for additional TAC member comments, and examples of other facilities that address safety concerns for pedestrian and bicyclists.

Richard Pereira left the meeting.

MOTION to Recommend Adoption of a Resolution affirming TPA support for the Atlantic Avenue Widening Project from Florida’s Turnpike to Jog Road made by Kim DeLaney and seconded by Natalie Crowley. A verbal vote was taken and carried unanimously 20-0 as depicted in the table below.

| Member | Vote | Member | Vote | Member | Vote | Member | Vote |
|-----------|------|---------------|------|---------|------|-----------|------|
| Bell | Y | Brown | Y | Hoffman | Y | O’Dell | A |
| Tejera | Y | Crowley | Y | Bailey | Y | Hansen | Y |
| Dunmyer | Y | Cabrera (Alt) | Y | Marsh | Y | Volbrecht | Y |
| Pereira | A | Sypek | Y | Cai | Y | Al-Turk | Y |
| Wilson | Y | Davis | Y | Cargill | A | Ferris | Y |
| Lan (Alt) | Y | McCullom | Y | DeLaney | Y | | |

Y = Yes N = No A = Absent ABST = Abstain

3. INFORMATION ITEMS

3.A. DISCUSSED: Palm Tran Major Transit Development Plan (TDP) Update

LEVI MCCULLOM, Palm Tran Transit Planning Director, provided an introduction to JILL QUIGLEY, Palm Tran consultant from Tindale Oliver. Jill provided a PowerPoint presentation that can be viewed at PalmBeachTPA.org/TAC. She summarized their FY 22-31 TDP major update, which is a 10-year strategic plan for transit informed by public engagement and highlighting funding needs and current revenues.

There were no public comments on this item.

Member discussion ensued on the impacts the new Infrastructure Bill would have on Palm Tran operations, concerns with the Palm City park and ride facility, details of the park and ride study, and projects included in the 561 Plan.

Levi McCullom left the meeting and Anna Bielawska took his seat at the dais.

3.B. DISCUSSED: Okeechobee Boulevard & SR 7 Multimodal Corridor Study Update

JESSICA JOSSELYN (Kittelson and Associates) and STEWART ROBERTSON (Kimley-Horn & Associates), TPA Consultants, provided a PowerPoint presentation that can be viewed at PalmBeachTPA.org/TAC. They summarized an update on the Okeechobee Boulevard & SR 7

Multimodal Corridor Study, including an overview of the project timeline, public workshop #1 information, proposed alternatives, evaluation of conceptual alternatives, ways to get involved, and next steps.

There were no public comments on this item.

Member discussion ensued on existing cross section opportunities, details on the health disparities shown on the presented heat maps, ridership data for each alternative, transit opportunities for the center lanes, landscaping opportunities, and ridership level concerns.

Aaron Hoffman, Gary Sypek, Natalie Crowley, Maria Tejera, Iramis Cabrera, Kenny Wilson, and Anna Bielawska left the meeting.

3.C. FY 2021 Annual Listing of Obligated Projects

This item was deferred due to time constraints.

3.D. COVID-19 Report

This item was deferred due to time constraints.

4. ADMINISTRATIVE ITEMS

4.A. Governing Board Summary Points – October 21 and November 18, 2021

There were no public comments or member discussion on this item.

4.B. FDOT Scheduling Report – December 2021

There were no public comments or member discussion on this item.

4.C. Pedestrian & Bicycle Quarterly Fatal Crash Reports – July 1-September 30, 2021

There were no public comments or member discussion on this item.

4.D. Next Meeting – February 2, 2022 (No January meeting)

4.E. Adjournment

There being no further business the meeting was adjourned at 12:00 p.m.

This signature is to attest that the undersigned is the Chair, or a designated nominee, of the Technical Advisory Committee and that information provided herein is the true and correct Minutes for the December 1, 2021, meeting of the Technical Advisory Committee, dated this 2nd day of February 2022.

Kara Ferris
TAC Chair

EXHIBIT A TAC Member Attendance Record

| REPRESENTATIVE/Alternate Agency Name | Jan '21 | Feb '21 | Mar '21 | Apr '21 | May '21 | Jun '21 | Jul '21 | Aug '21 | Sep '21 | Oct '21 | Nov '21 | Dec '21 |
|---|---------|---------|---------|---------|---------|---------|---------|-----------------------------------|---------|---------|-----------------------------------|---------|
| CHAIR KARA FERRIS City of Greenacres - Planning & Engineering | P | P | P | P | P | P | P | No Meeting Held – Scheduled Break | P | P | No Meeting Held – Scheduled Break | P |
| VICE CHAIR MOTASEM AL-TURK/Melissa Ackert PBC Engineering | P | P | P | P | ALT | P | P | | ALT | P | | P |
| JAMES BELL/Tamashbeen Rahman City of Boca Raton - Planning | P | P | P | P | P | P | P | | P | P | | P |
| MARIA TEJERA/Quan Yuan City of Boca Raton - Engineering | P | P | P | E | P | P | P | | P | P | | P |
| GARY DUNMYER/Amanda Radigan City of Boynton Beach - Public Works & Eng. | ALT | ALT | ALT | ALT | *P | P | P | | ALT | P | | P |
| RICHARD PEREIRA/Cynthia Fuentes City of Delray Beach | P | P | P | P | P | P | P | | P | P | | P |
| KENNY WILSON/Janelle St. Ange PBC Health Department - Environ/Air Pollution | E | P | P | P | P | P | A | | P | P | | P |
| THOMAS DRISCOLL/Chang-Jen Lan Town of Jupiter- Engineering | ALT | ALT | ALT | ALT | P | ALT | ALT | | ALT | ALT | | ALT |
| JAMIE BROWN/Felipe LoFaso City of Lake Worth - Public Services | P | P | P | P | P | P | P | | P | P | | P |
| NATALIE CROWLEY/Michael Morrow/Peter Hofheinz City of Palm Beach Gardens - Planning | ALT | ALT | P | ALT | P | ALT | ALT | | P | ALT | | P |
| KIM GLAS-CASTRO/Iramis Cabrera Village of Palm Springs | ALT | ALT | ALT | ALT | *ALT | P | ALT | | ALT | ALT | | ALT |
| GARY SYPEK/Wil Hicks PBC Airports Department - Planning | ALT | ALT | ALT | ALT | ALT | ALT | ALT | | ALT | ALT | | P |
| BRYAN DAVIS/Jorge Perez PBC Planning, Zoning & Building | P | P | P | P | ALT | P | P | | P | P | | P |
| LEVI MCCULLOM/Anna Bielawska Palm Tran | ALT | E | ALT | ALT | ALT | ALT | ALT | | ALT | ALT | | P |
| AARON HOFFMAN/Carl Baker Port of Palm Beach | P | P | ALT | P | P | P | P | | P | P | | P |
| TERRENCE BAILEY City of Riviera Beach – Community Dev. | P | P | P | P | A | A | P | | P | P | | P |
| CHRISTOPHER MARSH/Bradford O’Brien Village of Royal Palm Beach | P | P | ALT | ALT | P | P | A | | P | P | | P |
| JOYCE CAI School District of Palm Beach County | P | P | P | ALT | ALT | ALT | ALT | | *P | P | | P |
| LORAIN CARGILL/Vicki Gatanis South Florida Regional Transportation Authority | ALT | ALT | ALT | ALT | ALT | ALT | ALT | | E | ALT | | A |
| KIM DELANEY/Thomas Lanahan Treasure Coast Regional Planning Council | P | P | P | P | P | P | P | P | P | P | | |
| MICHAEL O’DELL/Patrick Barthelemy Village of Wellington | P | P | P | P | P | P | P | ALT | ALT | E | | |
| ALEX HANSEN City of West Palm Beach - Planning | P | P | P | P | P | P | P | P | P | P | | |
| KEVIN VOLBRECHT/Cristine Perdomo City of West Palm Beach - Engineering | ALT | ALT | ALT | ALT | *P | P | P | P | ALT | P | | |
| JOHN KRANE/Marsha Taylor/Christine Fasiska Florida Department of Transportation <i>Non-Voting Advisory Member</i> | P | P | P | P | P | ALT | P | P | P | P | | |

P = Member Present Alt = Alternate Present E = Excused Absence A = Unexcused Absence
 *New Appointment - = Member not assigned

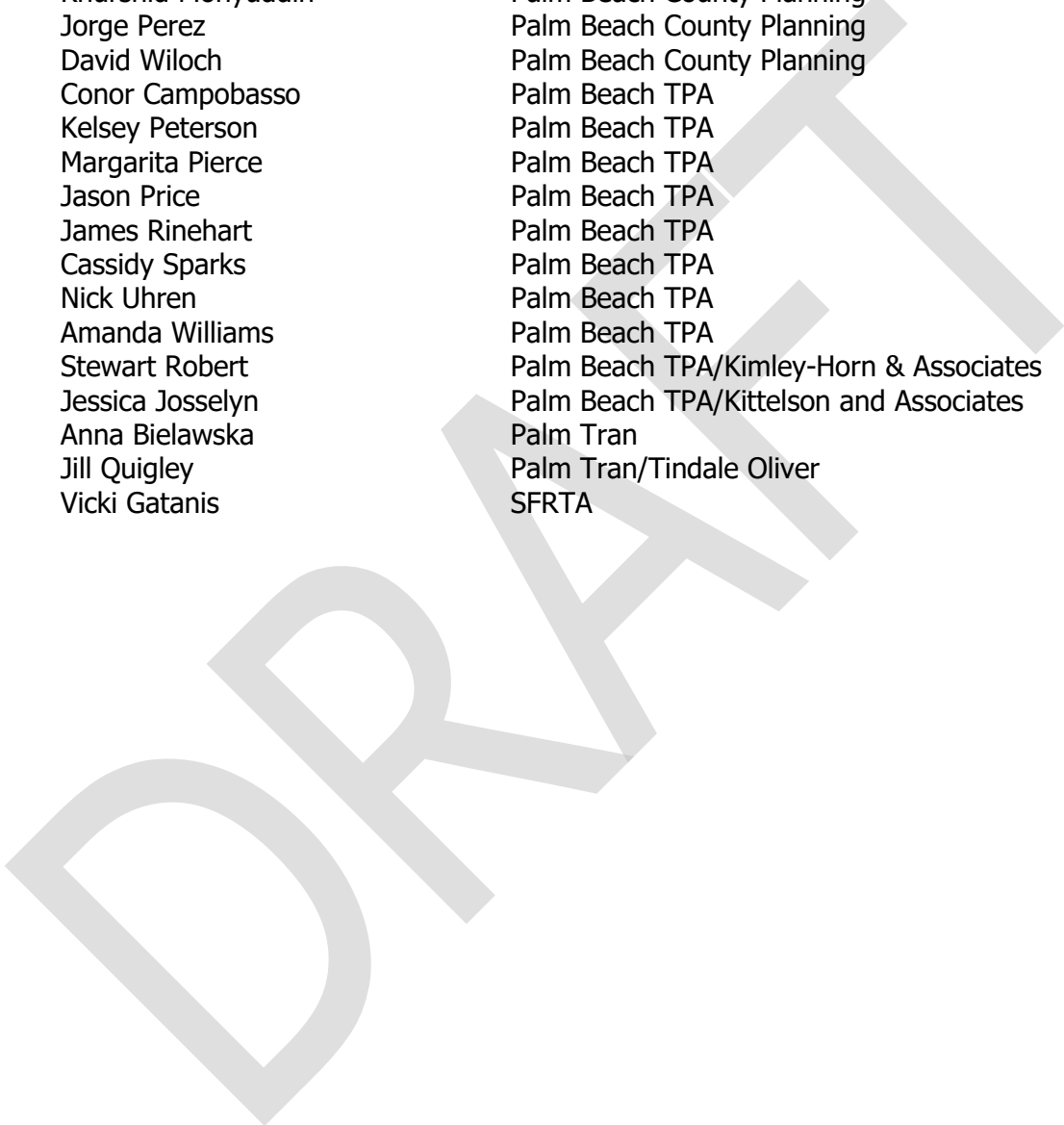
EXHIBIT A (cont'd)

OTHERS PRESENT

Marsha Taylor
Rudy Gotmare
John Scarlatos
Masima Mutamba
Kevin Fischer
Khurshid Mohyuddin
Jorge Perez
David Wiloch
Conor Campobasso
Kelsey Peterson
Margarita Pierce
Jason Price
James Rinehart
Cassidy Sparks
Nick Uhren
Amanda Williams
Stewart Robert
Jessica Josselyn
Anna Bielawska
Jill Quigley
Vicki Gatanis

REPRESENTING

FDOT
FDOT/Scalar Inc
FDOT/Scalar Inc
Palm Beach County
Palm Beach County Planning
Palm Beach County Planning
Palm Beach County Planning
Palm Beach County Planning
Palm Beach TPA
Palm Beach TPA
Palm Beach TPA
Palm Beach TPA
Palm Beach TPA
Palm Beach TPA
Palm Beach TPA
Palm Beach TPA
Palm Beach TPA
Palm Beach TPA/Kimley-Horn & Associates
Palm Beach TPA/Kittelson and Associates
Palm Tran
Palm Tran/Tindale Oliver
SFRTA





TRANSPORTATION IMPROVEMENT PROGRAM

FY 2022-2026

Proposed for Adoption
February 17, 2022

Amendment #3

Requested amendment to
delete 1 project and add
6 new projects

EXISTING TIP

| Phase | Fund Source | 2022 | 2023 | 2024 | 2025 | 2026 | Total |
|---|-------------|------------------|--------------------------|----------|---------------------------|-----------|------------------|
| INDIANTOWN RD FROM US-1 TO A1A - Proj# 4415721 | | | | | Length: 0.513 MI | *Non-SIS* | |
| Type of Work: BIKE LANE/SIDEWALK | | | | | Lead Agency: JUPITER | | |
| Description: Install designated bike lanes and multi-use paths. | | | | | LRTP#: TPA-LI | | |
| Notes: LI Priority #17-3 | | | | | | | |
| CST | LF | 2,675,591 | 0 | 0 | 0 | 0 | 2,675,591 |
| CST | SU | 1,308,698 | 430,698 | 0 | 0 | 0 | 1,739,396 |
| Total | | 3,984,289 | 430,698 | 0 | 0 | 0 | 4,414,987 |
| <i>Prior Years Cost</i> | | <i>5,000</i> | <i>Future Years Cost</i> | | <i>Total Project Cost</i> | | <i>4,419,987</i> |

PROPOSED TIP

| Phase | Fund Source | 2022 | 2023 | 2024 | 2025 | 2026 | Total |
|-------|-------------|------|------|------|------|------|-------|
|-------|-------------|------|------|------|------|------|-------|

PROJECT DELETED - INDIANTOWN RD FROM US-1 TO A1A - Proj# 4415721

PROPOSED TIP - NEW PROJECT

| Phase | Fund Source | 2022 | 2023 | 2024 | 2025 | 2026 | Total |
|---|--------------|----------------|--------------------------|----------|---------------------------|----------|------------------|
| VARIOUS LOCATIONS AT I-95 INTERSECTIONS - Proj# 4495201 | | | | | Length: 26.278 MI | | *Non-SIS* |
| Type of Work: SAFETY | | | | | Lead Agency: FDOT | | |
| Description: Advanced Wrong Way Detection System at high priority locations along I-95 at (SB/NB) Hypoluxo Rd, (SB) Linton Rd, (SB) 45th St, (SB) Northlake Blvd, (SB/NB) PB Int'l Airport, (NB) Atlantic Ave, (NB) Belvedere Rd, (SB) 10th Ave N | | | | | | | |
| PE | ACSS | 500,000 | 0 | 0 | 0 | 0 | 500,000 |
| | Total | 500,000 | 0 | 0 | 0 | 0 | 500,000 |
| <i>Prior Years Cost</i> | | | <i>Future Years Cost</i> | | <i>Total Project Cost</i> | | <i>500,000</i> |

PROPOSED TIP - NEW PROJECTS

| Phase | Fund Source | 2022 | 2023 | 2024 | 2025 | 2026 | Total |
|--|--------------|--------------------------|----------|---------------------------|-------------------|----------|------------------|
| 5310 ARPA - THE MAE VOLEN CENTER - CAPITAL ASSISTANCE - Proj# 4504531 | | | | | | | *Non-SIS* |
| Type of Work: OPERATING FOR FIXED ROUTE | | | | | Lead Agency: FDOT | | |
| OPS | DUCA | 79,426 | 0 | 0 | 0 | 0 | 79,426 |
| | Total | 79,426 | 0 | 0 | 0 | 0 | 79,426 |
| <i>Prior Years Cost</i> | | <i>Future Years Cost</i> | | <i>Total Project Cost</i> | | 79,426 | |
| 5310 ARPA - THE MAE VOLEN CENTER - CAPITAL ASSISTANCE - Proj# 4504521 | | | | | | | *Non-SIS* |
| Type of Work: PURCHASE EQUIPMENT | | | | | Lead Agency: FDOT | | |
| Description: Purchase Vehicle/Equipment | | | | | | | |
| CAP | DUCA | 100,000 | 0 | 0 | 0 | 0 | 100,000 |
| | Total | 100,000 | 0 | 0 | 0 | 0 | 100,000 |
| <i>Prior Years Cost</i> | | <i>Future Years Cost</i> | | <i>Total Project Cost</i> | | 100,000 | |
| 5310 CRRSAA - MACTOWN - Proj# 4504971 | | | | | | | *Non-SIS* |
| Type of Work: OPERATING FOR FIXED ROUTE | | | | | Lead Agency: FDOT | | |
| OPS | DUCA | 236,846 | 0 | 0 | 0 | 0 | 236,846 |
| | Total | 236,846 | 0 | 0 | 0 | 0 | 236,846 |
| <i>Prior Years Cost</i> | | <i>Future Years Cost</i> | | <i>Total Project Cost</i> | | 236,846 | |
| 5310 CRRSAA - THE MAE VOLEN CENTER - Proj# 4504751 | | | | | | | *Non-SIS* |
| Type of Work: OPERATING FOR FIXED ROUTE | | | | | Lead Agency: FDOT | | |
| OPS | DUCA | 196,264 | 0 | 0 | 0 | 0 | 196,264 |
| | Total | 196,264 | 0 | 0 | 0 | 0 | 196,264 |
| <i>Prior Years Cost</i> | | <i>Future Years Cost</i> | | <i>Total Project Cost</i> | | 196,264 | |
| 5310 OPERATING ASSISTANCE - THE MAE VOLEN CENTER - Proj# 4502781 | | | | | | | *Non-SIS* |
| Type of Work: OPERATING FOR FIXED ROUTE | | | | | Lead Agency: FDOT | | |
| OPS | DU | 50,000 | 0 | 0 | 0 | 0 | 50,000 |
| OPS | LF | 50,000 | 0 | 0 | 0 | 0 | 50,000 |
| | Total | 100,000 | 0 | 0 | 0 | 0 | 100,000 |
| <i>Prior Years Cost</i> | | <i>Future Years Cost</i> | | <i>Total Project Cost</i> | | 100,000 | |



ENGINEERING DEPARTMENT

January 13, 2022

Jason Price, ACIP, PTP
Palm Beach Transportation Planning Agency
310 Datura Street
West Palm Beach, FL 33401

Re: Letter Terminating LI Project - 17-3 Indiantown Rd from US1 to A1A (FM# 4415721)

Dear Mr. Price:

As was advised on January 04, 2022, the Town Council rejected the staff recommendation to award the subject project to FG Construction, LLC; I have attached the meeting synopsis provided by the Town Clerk. Due to the timing of the project, the majority of the Town Council voiced concerns that the project would overlap the US 1 Bridge Reconstruction detour, having a negative impact on traffic.

The Town's estimate of construction time and preliminary schedule indicated an overlap of approximately 3 months without any utility relocation delays. Due to the extent and scope of the storm drainage system, we had anticipated a number of utility adjustments during construction by AT&T. With the timing of the known adjustments and any unknown conflicts that may be encountered, it was conceivable that our schedule could slip, and extend the overlap with the detour upwards of six months. Any delay in our project would likely cause the overlap to negatively impact the US 1 bridge detour, due to having only two of four lanes available for vehicular traffic on Indiantown Road from US 1 to A1A.

Based on the Type I Categorical Exclusion, the project is in an area designated as attainment for all the National Ambient Air Quality Standards under the criteria provided in the Clean Air Act. Therefore, the Clean Air Act conformity requirements do not apply to the project. Implementation or non-implementation of this project will not impact air quality.

The Town understands the importance and magnitude of the US 1 Bridge project. Accordingly and as noted, the Town Council did not award the contract. The Town is requesting termination of the LAP Agreement.

Please advise if you have any questions or need any additional information from the Town.

Sincerely,

Thomas V. Driscoll, P.E.
Director of Engineering, Parks & Public Works
Tel: 561-741-2215
thomasd@jupiter.fl.us

**SYNOPSIS
TOWN OF JUPITER
TOWN COUNCIL MEETING
TOWN COUNCIL CHAMBERS
TUESDAY, JANUARY 4, 2022**

Vice-Mayor May called the meeting to order at 7:00 P.M.

Roll Call: Vice-Mayor Cameron May; Councilor Ron Delaney; Councilor Ilan G. Kaufer; Councilor Jim Kuretski; Interim Town Manager Frank Kitzerow; Town Attorney Thomas J. Baird and Town Clerk Laura E. Cahill. Mayor Todd R. Wodraska was absent.

CITIZEN COMMENTS – Yes (2)

All Non-agenda items are limited to three (3) minutes. Anyone wishing to speak is asked to state his/her name and address for the record prior to addressing the Town Council. **Council will not discuss these items this evening. Any issues will be referred to Staff for investigation; a report will be forwarded to Council; and citizens will be contacted.**

MINUTES

1. December 21, 2021 Town Council Meeting Minutes.

Councilor Kaufer moved to approve the December 21, 2021 Town Council Meeting Minutes; seconded by Councilor Delaney; motion passed.

| | | | |
|-----|---------|--------|----------|
| May | Delaney | Kaufer | Kuretski |
| Yes | Yes | Yes | Yes |

REGULAR AGENDA

PUBLIC BUSINESS

2. **Resolution 125-21**, Approving award EPW 2022-01 Indiantown Road from U.S. Highway One to A1A to FG Construction, LLC in an amount not to exceed \$4,185,083.86.

Councilor Kaufer moved to deny Resolution 125-21; seconded by Councilor Delaney; motion passed.

| | | | |
|-----|---------|--------|----------|
| May | Delaney | Kaufer | Kuretski |
| Yes | Yes | Yes | Yes |

- 2.1. Approving a contract with Mercer Group executive search firm to complete the search for the Town Manager position.

Councilor Delaney moved to approve a contract with Mercer Group executive search firm to complete the search for the Town Manager position and for the Town to construct a Committee of employees to give feedback and input; seconded by Councilor Kuretski; motion passed.

| | | | |
|-----|---------|--------|----------|
| May | Delaney | Kaufer | Kuretski |
| Yes | Yes | Yes | Yes |

PRESENTATION

3. Waste Management Franchise agreement update.

REPORTS

TOWN ATTORNEY - NONE

TOWN MANAGER - YES

TOWN COUNCIL – LIAISON REPORTS AND COMMENTS - YES

ADJOURNMENT - 8:34 P.M.



Florida Department of Transportation

RON DESANTIS
GOVERNOR

3400 West Commercial Boulevard
Fort Lauderdale, FL 33309

KEVIN J. THIBAUT, P.E.
SECRETARY

January 19, 2022

Ms. Valerie Neilson, AICP
Interim Executive Director
Palm Beach Transportation Planning Agency
301 Datura Street
West Palm Beach, FL 33401

**SUBJECT: Palm Beach Transportation Planning Agency
TIP Amendment Request FY 2021/22 – 2025/26
FM # 449520-1 ADVANCED WWD DETECTION SYSTEM PALM BEACH
COUNTY**

Dear Ms. Neilson:

Pursuant to *Part IV – Chapter 5: Statewide and Local Transportation Improvement Programs (STIP and TIP) of the Work Program Instructions*, the Florida Department of Transportation (FDOT) requests your processing and approval of the attached amendment to the FY 2021/22 – 2025/26 Transportation Improvement Program. This amendment is required because new projects have been added to the work program and needs to be reflected in the TIP. This is a new project solicitation for advance wrong way detection system at the following locations throughout Palm Beach County:


- SR-9/I-95 SB @ Hypoluxo Rd.
- SR-9/I-95 SB @ Linton Blvd.
- SR-9/I-95 NB @ Hypoluxo Rd.
- SR-9/I-95 SB @ 45th St.
- SR-9/I-95 SB @ Northlake Blvd.
- SR-9/I-95 SB & NB @ PB Int'l Airport
- SR-9/I-95 NB @ Atlantic Ave.
- SR-9/I-95 NB @ Belvedere Rd. Signal
- SR-9/I-95 SB @ 10th Ave. N

This Transportation Improvement Program Amendment should be consistent with the Adopted Long-Range Transportation Plan. The adopted TIP remains financially constrained. The TIP amendment is as follows:

| | | | | | |
|-----------------|--------------|--|--|--|-----------------------|
| PROPOSED | FM# | Project Title | Limits | Description | Project Length |
| | 449520-1 | ADVANCED WWD DETECTION SYSTEM PALM BEACH COUNTY | ADVANCED WWD DETECTION SYSTEM PALM BEACH COUNTY | NEW PROJECT SOLICITATION FOR ADVANCED WRONG WAY DETECTION SYSTEM AT HIGH PRIORITY LOCATIONS THROUGHOUT PALM BEACH COUNTY | 26.278 MI |
| | Phase | Fund | FY 2022 | | |
| | PE | ACSS | 500,000 | | |
| | TOTAL | | 500,000 | | |

If you have any questions or need additional information, please contact Marsha Taylor at (954) 777-4401.

Sincerely,



Marsha Taylor
Planning Specialist
District Four

The above TIP amendment was authorized to be included in the FY 2021/22-2025/26 Transportation Improvement Program.

MPO Chairman or Designee

Date

Signature



Florida Department of Transportation

RON DESANTIS
GOVERNOR

3400 West Commercial Boulevard
Fort Lauderdale, FL 33309

KEVIN J. THIBAUT, P.E.
SECRETARY

January 19, 2022

Ms. Valerie Neilson
Interim Executive Director
Palm Beach Transportation Planning Agency
301 Datura Street
West Palm Beach, FL 33401

**SUBJECT: Palm Beach Transportation Planning Agency
TIP Amendment Request FY 2021/22 – 2025/26**

Dear Ms. Neilson:

Pursuant to *Part IV – Chapter 5: Statewide and Local Transportation Improvement Programs (STIP and TIP) of the Work Program Instructions*, the Florida Department of Transportation (FDOT) requests your processing and approval of the attached amendment to the FY 2021/22 – 2025/26 Transportation Improvement Program. This amendment is required because new projects have been added to the work program and needs to be reflected in the TIP. The projects provide Federal Transit Administration (FTA) Section 531 Operating Assistance to private non-profit organizations providing transportation services to seniors and/or people with disabilities. This is part of the Coronavirus Response and Relief Supplemental Appropriations Act (CRRSAA) and American Rescue Plan Act (ARPA) of 2021.

This Transportation Improvement Program Amendment should be consistent with the Adopted Long-Range Transportation Plan. The adopted TIP remains financially constrained. The TIP amendment is as follows:

| PROPOSED | FM# | Project Title | Type of Work | Project Length |
|-----------------|-----------------|---|---------------------|----------------------------------|
| | 450278-1 | 5310 OPERATING ASSISTANCE – THE MAE VOLEN CENTER | | OPERATING FOR FIXED ROUTE |
| | Phase | Fund | FY 2022 | |
| | OPS | DU | | 50,000 |
| | OPS | LF | | 50,000 |
| | TOTAL | | | 100,000 |

| | | | | |
|-----------------|--------------|---|-----------------------------|-----------------------|
| PROPOSED | FM# | Project Title | Type of Work | Project Length |
| | 450452-1 | 5310 ARPA – THE MAE VOLEN SENIOR CENTER, INC – CAPITAL ASSISTANCE | PURCHASE VEHICLES/EQUIPMENT | 0.000 MI |
| | Phase | Fund | FY 2022 | |
| | CAP | DUCA | | 100,000 |
| | TOTAL | | | 100,000 |


| | | | | |
|-----------------|--------------|---|---------------------------|-----------------------|
| PROPOSED | FM# | Project Title | Type of Work | Project Length |
| | 450453-1 | 5310 ARPA - MAE VOLEN SENIOR CENTER, INC – CAPITAL ASSISTANCE | OPERATING FOR FIXED ROUTE | 0.000 MI |
| | Phase | Fund | FY 2022 | |
| | OPS | DUCA | | 79,426 |
| | TOTAL | | | 79,426 |

| | | | | |
|-----------------|--------------|---|---------------------------|-----------------------|
| PROPOSED | FM# | Project Title | Type of Work | Project Length |
| | 450475-1 | 5310 CRRSAA - THE MAE VOLEN SENIOR CENTER, INC. | OPERATING FOR FIXED ROUTE | 0.000 MI |
| | Phase | Fund | FY 2022 | |
| | OPS | DUCA | | 196,264 |
| | TOTAL | | | 196,264 |

| | | | | |
|-----------------|--------------|---|---------------------------|-----------------------|
| PROPOSED | FM# | Project Title | Type of Work | Project Length |
| | 450497-1 | 5310 CRRSAA – MACTOWN, INC OPERATING ASSISTANCE | OPERATING FOR FIXED ROUTE | 0.000 MI |
| | Phase | Fund | FY 2022 | |
| | OPS | DUCA | | 236,846 |
| | TOTAL | | | 236,846 |

If you have any questions or need additional information, please contact Marsha Taylor at (954) 777-4401.

Sincerely,



Marsha Taylor
Planning Specialist
District Four

The above TIP amendment was authorized to be included in the FY 2021/22-2025/26 Transportation Improvement Program.

MPO Chairman or Designee

Date

Signature


2.B.1



Safety Performance Measures 2022 Targets

February 2022 | TPA Committees

1



What are we required to measure?

- **Safety – adopt annually**
- Bridge and Pavement Condition
- System Performance (Travel time reliability)
- Transit Asset Management
 - Tri-Rail
 - Palm Tran
- **Transit Safety – adopt annually**
 - **Palm Tran**

2



3

A blue header bar with a white stylized arrow pointing right. The text "Required Safety Measures" is written in white, sans-serif font to the right of the arrow.

1. Number of fatalities
2. Rate of fatalities per 100 million VMT
3. Number of serious injuries
4. Rate of serious injuries per 100 million VMT
5. Number of non-motorized fatalities and serious injuries

VMT = Vehicle Miles Traveled

4

Previous Targets

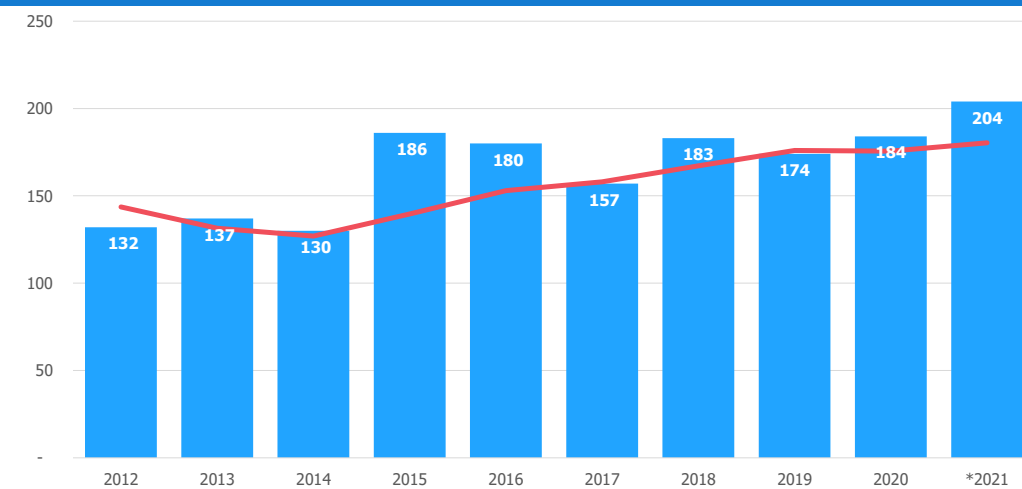
Adopted targets of zero fatalities & serious injuries for 2018 - 2021

- FHWA: zero fatalities on our Nation's roadways is the only acceptable goal
- FDOT: Formally adopted targets of zero for 2018 – 2021
- Updated Vision Zero Action Plan in 2021. Progress report provided during Strategic Plan update in July.

5

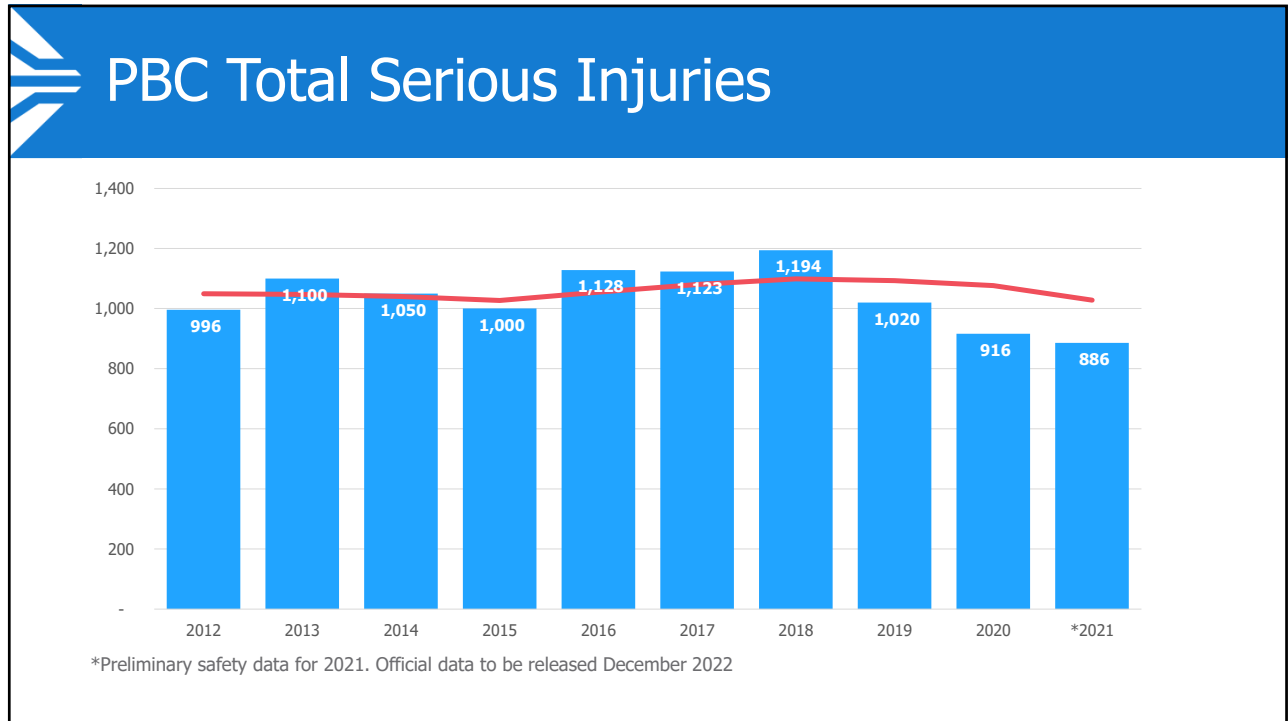
5

PBC Total Fatalities

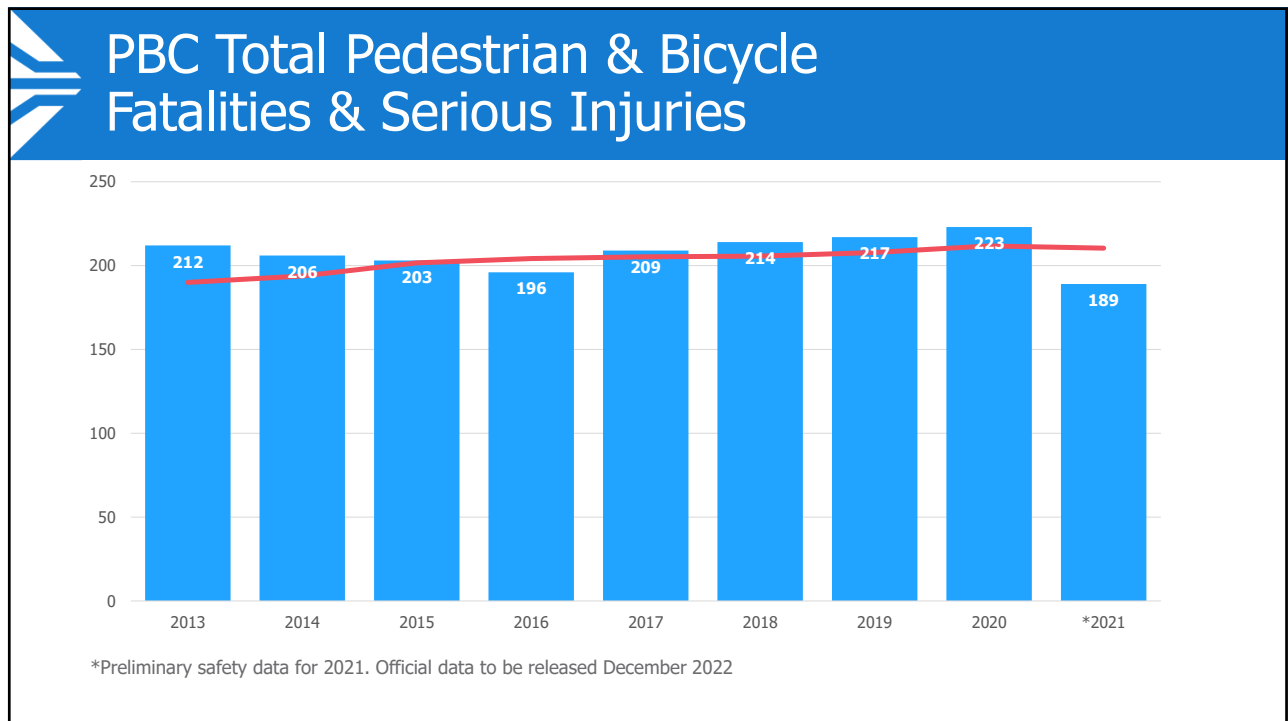


*Preliminary safety data for 2021. Official data to be released December 2022

6



7



8

Recommended 2022 Targets

| Performance Measures | 2020 Actual | 2021 Actual | 2022 Target |
|---|-------------|----------------------|-------------|
| Number of fatalities | 184 | 204 | 0 |
| Rate of fatalities per 100 million VMT* | 1.39 | <i>Not available</i> | 0 |
| Number of serious injuries | 916 | 886 | 0 |
| Rate of serious injuries per 100 million VMT* | 6.91 | <i>Not available</i> | 0 |
| Number of non-motorized fatalities and serious injuries | 223 | 189 | 0 |


Crash rates not available until release of VMT data.

Official FDOT data

Preliminary Signal4 data



9



10

Required Palm Tran Measures by Mode

1. Number of fatalities
2. Rate of fatalities per 100 thousand VRM
3. Number of injuries
4. Rate of injuries per 100 thousand VRM
5. Number of safety events
6. Safety events per 100 thousand VRM
7. VRM average distance between mechanical failures

VRM = Vehicle Revenue Miles

11

11

Required for Fixed Route & Paratransit



Fixed Route - Bus



Paratransit – Palm Tran Connection

12

Palm Tran Safety Targets detailed

| Performance Measure | 2016 | 2017 | 2018 | 2019 | 2020 | 2021 | 2022 Target |
|---|-----------|-----------|------------|------------|-----------|-----------|-------------|
| Fixed Route (Bus) | | | | | | | |
| Number of Fatalities | 1 | 0 | 0 | 0 | 0 | 1 | 0 |
| Fatality Rate per 100k VRM | 0.0 | 0.0 | 0.0 | 0.0 | 0.0 | 0.01 | 0.0 |
| Number of Injuries | 119 | 67 | 78 | 68 | 40 | 34 | 63 |
| Injury Rate per 100k VRM | 1.6 | 1.0 | 1.1 | 0.9 | 0.6 | 0.5 | 0.9 |
| Number of Safety Events | 79 | 46 | 52 | 45 | 30 | 23 | 43 |
| Safety Event Rate per 100k VRM | 1.1 | 0.7 | 0.8 | 0.6 | 0.4 | 0.3 | 0.6 |
| Mean distance between mechanical failures (miles) | 4,063 | 4,901 | 5,257 | 13,282 | 13,083 | 12,719 | 14,000 |
| Total Vehicle Revenue Miles | 7,458,933 | 6,818,438 | 6,912,671 | 7,167,065 | 6,894,099 | 7,060,950 | |
| Paratransit (Palm Tran Connection) | | | | | | | |
| Number of Fatalities | 1 | 0 | 1 | 0 | 0 | 0 | 0 |
| Fatality Rate per 100k VRM | 0.0 | 0.0 | 0.0 | 0.0 | 0.0 | 0.0 | 0.0 |
| Number of Injuries | 38 | 39 | 41 | 38 | 25 | 17 | 34 |
| Injury Rate per 100k VRM | 0.4 | 0.4 | 0.4 | 0.4 | 0.3 | 0.2 | 0.4 |
| Number of Safety Events | 35 | 31 | 42 | 33 | 26 | 25 | 32 |
| Safety Event Rate per 100k VRM | 0.4 | 0.3 | 0.4 | 0.3 | 0.3 | 0.3 | 0.3 |
| Mean distance between mechanical failures (miles) | 12,152 | 32,483 | 22,865 | 6,664 | 6,971 | 15,581 | 7,700 |
| Total Vehicle Revenue Miles | 9,539,427 | 9,700,851 | 10,137,030 | 10,346,703 | 7,465,110 | 8,446,286 | |

13

2022 Palm Tran Fixed Route Targets

| Performance Measures | Fixed Route | |
|--|-------------|---------------|
| | 2021 Actual | 2022 Target |
| Number of fatalities | 1 | 0 |
| Fatality Rate per 100k VRM* | .01 | 0 |
| Number of injuries | 34 | 63 |
| Injury Rate per 100k VRM* | 0.5 | 0.9 |
| Number of Safety Events | 23 | 43 |
| Safety Events per 100k VRM* | 0.3 | 0.6 |
| Distance between mechanical failures (mi.) | 12,719 | 14,000 |
| Total Calendar Year VRM* | 7,060,950 | |



*VRM = Vehicle Revenue Miles



14

2022 Palm Tran Paratransit Targets

| Performance Measures | Paratransit | |
|--|-------------|--------------|
| | 2021 Actual | 2022 Target |
| Number of fatalities | 0 | 0 |
| Fatality Rate per 100k VRM* | 0 | 0 |
| Number of injuries | 17 | 34 |
| Injury Rate per 100k VRM* | 0.2 | 0.4 |
| Number of Safety Events | 25 | 32 |
| Safety Events per 100k VRM* | 0.3 | 0.3 |
| Distance between mechanical failures (mi.) | 15,581 | 7,700 |
| Total Calendar Year VRM* | 8,446,286 | |



*VRM = Vehicle Revenue Miles

15



MOTION TO RECOMMEND ADOPTION:
A Resolution Approving 2022 Safety Targets

16

TPA RESOLUTION 2022-XX

A RESOLUTION ESTABLISHING 2022 SAFETY TARGETS

WHEREAS, the Federal Highway Administration (FHWA) performance measure implementation requires the Palm Beach Metropolitan Planning Organization (MPO), doing business as the Palm Beach Transportation Planning Agency (TPA), to establish federal Safety Targets by February of each year; and

WHEREAS, Palm Tran, Palm Beach County’s public transportation bus operator, is also federally required to establish transit-related safety performance targets; and

WHEREAS, the TPA has the option to support the safety targets adopted by the State and the transit-related targets adopted by Palm Tran, or establish their own targets; and

WHEREAS, the Metropolitan Planning Organization Advisory Council (MPOAC), FHWA, the Florida Department of Transportation (FDOT), and numerous other federal and state agencies support “Vision Zero,” a multi-national strategy to eliminate all traffic-related fatalities and serious injuries; and

WHEREAS, since 2018 the TPA has annually chosen to support the FDOT-established safety targets of zero fatalities and serious injuries; and

WHEREAS, FDOT has established the following targets for 2022:

| Performance Measure | 2022 Target |
|---|-------------|
| Average Annual Fatalities | 0 |
| Average Annual Serious Injuries | 0 |
| Average Annual Fatality Rate | 0 |
| Average Annual Serious Injury Rate | 0 |
| Average Annual Pedestrian and Bicyclist Fatalities and Serious Injuries | 0 |

WHEREAS, Palm Tran has established the following transit-related safety targets for 2022:

| Performance Measure | 2022 Target |
|---|-------------|
| Fixed Route Bus | |
| Number of Fatalities | 0 |
| Fatality Rate (per 100k vehicles revenue miles) | 0 |
| Number of Injuries | 63 |
| Injury Rate (per 100k vehicles revenue miles) | 0.9 |
| Number of Safety Events | 43 |
| Safety Events Rate (per 100k vehicle revenue miles) | 0.6 |
| System Reliability (vehicle revenue miles/failures) | 14,000 |

| Performance Measure | 2022 Target |
|---|-------------|
| Paratransit | |
| Number of Fatalities | 0 |
| Fatality Rate (per 100k vehicles revenue miles) | 0 |
| Number of Injuries | 34 |
| Injury Rate (per 100k vehicles revenue miles) | 0.4 |
| Number of Safety Events | 32 |
| Safety Events Rate (per 100k vehicle revenue miles) | 0.3 |
| System Reliability (vehicle revenue miles/failures) | 7,700 |

NOW THEREFORE, BE IT RESOLVED BY THE PALM BEACH MPO, d/b/a PALM BEACH TRANSPORTATION PLANNING AGENCY THAT:

SECTION 1. The foregoing recitals are hereby adopted and declared to be true and correct and are incorporated herein.

SECTION 2. The TPA Governing Board hereby:

- a. Adopts the FDOT safety targets and the Palm Tran transit-related safety targets for 2022;
- b. Directs TPA staff to integrate these targets into the Long Range Transportation Plan (LRTP) and Transportation Improvement Program (TIP) as administrative modifications;
- c. Reaffirms direction to TPA staff to continue implementing and evaluating the Vision Zero Action Plan; and
- d. Directs TPA staff to monitor the safety performance measures, report on progress, and recommend modifications to safety targets annually.

SECTION 3. This Resolution shall take effect upon adoption.

The foregoing Resolution was offered by _____ who moved its adoption. The motion was seconded by _____, and upon being put to a vote, the motion passed. The Chair thereupon declared the Resolution duly adopted this 17th day of February 2022.

PALM BEACH MPO, d/b/a PALM BEACH TRANSPORTATION PLANNING AGENCY

By: _____
 Mayor Robert Weinroth, as its Chair

ATTEST:

Margarita Pierce, TPA Executive Administrator

APPROVED AS TO FORM AND LEGAL SUFFICIENCY

Paul R. Gougelman, TPA General Counsel



2021 PERFORMANCE MEASURES REPORT CARD

Updated as of 1/26/2022. Full details available at PalmBeachTPA.org/PM

The TPA annually assesses system performance as part of its commitment to preserve and enhance a safe, efficient, and connected multimodal transportation system.

| | Actual Values | | | | | | Targets | |
|--|---------------|-------|-------|-------|-------|-------|---------|------------|
| | 2016 | 2017 | 2018 | 2019 | 2020 | 2021 | Value | Time Frame |
| Goal 1: Preserve | | | | | | | | |
| Maintenance | | | | | | | | |
| Pavement | | | | | | | | |
| Interstate in Good Condition | 62.4% | 55.2% | 23.2% | 61.2% | 53.2% | N/A | ≥ 60.0% | < 5 yrs |
| Interstate in Poor Condition | 0.0% | 0.0% | 0.0% | 0.0% | 0.2% | N/A | ≤ 5.0% | < 5 yrs |
| Non-Interstate NHS in Good Condition | 41.7% | 40.3% | 39.9% | 44.0% | N/A | N/A | ≥ 40.0% | < 5 yrs |
| Non-Interstate NHS in Poor Condition | 0.4% | 0.5% | 0.1% | 0.1% | N/A | N/A | ≤ 5.0% | < 5 yrs |
| Bridges | | | | | | | | |
| NHS bridges in Good Condition | | 87.7% | 88.1% | 87.4% | 85.2% | 82.2% | ≥ 50.0% | < 5 yrs |
| NHS bridges in Poor Condition | | 1.2% | 1.1% | 1.0% | 1.0% | 1.0% | ≤ 5.0% | < 5 yrs |
| Transit | | | | | | | | |
| Percentage of Palm Tran infrastructure exceeding useful life for: | | | | | | | | |
| Vehicles - Articulated Bus (> 14 yrs old) | - | - | 0% | 0% | 0% | 0% | ≤ 10% | < 5 yrs |
| Vehicles - Fixed Route Bus (> 14 yrs old) | | | 0% | 0% | 15.8% | 17.6% | ≤ 10% | < 5 yrs |
| Vehicles - Cutaway Bus (> 10 yrs old) | | | 0% | 1.7% | 46.5% | 9.2% | ≤ 10% | < 5 yrs |
| Equipment - Automobiles (> 4 yrs old or 100,000 miles) | - | - | 26% | 31.1% | 15.3% | 34.6% | ≤ 20% | < 5 yrs |
| Equipment - Trucks (> 4 yrs old or 100,000 miles) | | | 26% | 29% | 33.3% | 27.9% | ≤ 20% | < 5 yrs |
| Facilities (<2.5 on 1-5 scale) | - | - | 0% | 0% | 0% | 0% | 0% | < 5 yrs |
| Percentage of Tri-Rail infrastructure exceeding useful life for: | | | | | | | | |
| Equipment - Support & Maintenance Vehicles (>8 yrs old) | - | - | 0% | 22% | 22.2% | N/A | 0% | < 5 yrs |
| Equipment - Other vehicles (<2.5 on 1-5 scale) | - | - | 0% | 0% | 0% | N/A | 0% | < 5 yrs |
| Rolling stock - locomotives, coach cars, self-propelled cars (>39 yrs old) | - | - | 0% | 25% | 25% | N/A | 0% | < 5 yrs |
| Rolling Stock - cutaway buses (>10 yrs old) | - | - | 0% | 0% | 0% | N/A | 0% | < 5 yrs |
| Percentage of Tri-Rail facilities with poor condition (<2.5 on 1-5 scale) | | | | | | | | |
| Passenger Terminals | - | - | 30% | 30% | 5% | N/A | ≤ 30% | < 5 yrs |
| Maintenance Facilities | - | - | 30% | 30% | 5% | N/A | ≤ 30% | < 5 yrs |
| Administrative Offices | - | - | 0% | 0% | 0% | N/A | 0% | < 5 yrs |
| Rail fixed-guideway track with performance restrictions | - | - | 8% | 8% | 3.5% | N/A | ≤ 8% | < 5 yrs |
| Environment | | | | | | | | |
| Daily fuel use (gal) per person | 1.27 | 1.29 | 1.29 | 1.28 | 1.14 | N/A | ≤ 1.25 | 10 yrs |
| Daily Vehicle Miles Traveled per person | 27.2 | 26.8 | 27.2 | 27.3 | 24.2 | N/A | ≤ 21 | 10 yrs |
| % electric vehicles in rubber-tire transit fleet | 0% | 0% | 0% | 0% | 0% | N/A | 75% | 10 yrs |
| Resiliency | | | | | | | | |
| Percentage of federal aid eligible mileage susceptible to inundation by: | | | | | | | | |
| 1.2-ft sea level rise & historic storm surge | - | - | 3.9% | 3.9% | 3.9% | 3.9% | ≤ 3% | 10 yrs |
| 1% chance of annual flooding | - | - | 26.7% | 26.7% | 26.7% | 26.7% | ≤ 25% | 10 yrs |

X.XX% Target met or improving

X.XX% Target not met or declining



The TPA annually assesses system performance as part of its commitment to preserve and enhance a safe, efficient, and connected multimodal transportation system.

| | Actual Values | | | | | | Targets | |
|--|---------------|-------|-------|-------------|-------------|-------------|---------|------------|
| | 2016 | 2017 | 2018 | 2019 | 2020 | 2021 | Value | Time Frame |
| Goal 2: Safe | | | | | | | | |
| Vision Zero | | | | | | | | |
| Number of fatalities | 180 | 157 | 183 | 174 | 184 | 204* | 0 | < 5 yrs |
| Rate of fatalities per 100 million vehicle miles traveled (VMT) | 1.30 | 1.12 | 1.29 | 1.11 | 1.38 | N/A | 0 | < 5 yrs |
| Number of serious Injuries | 1,128 | 1,123 | 1,193 | 1,021 | 916 | 886* | 0 | < 5 yrs |
| Rate of serious injures per 100 million vehicle miles traveled (VMT) | 8.13 | 8.00 | 8.42 | 6.50 | 6.91 | N/A | 0 | < 5 yrs |
| Number of non-motorized fatalities and serious injuries combined | 196 | 209 | 214 | 217 | 198 | 189* | 0 | < 5 yrs |
| Number of rail fatalities | 8 | 12 | 12 | 14 | 10 | 7* | 0 | < 5 yrs |
| Goal 3: Efficient | | | | | | | | |
| Reliability | | | | | | | | |
| Percent of reliable person-miles traveled on the Interstate | 86% | 84% | 85% | 78% | 94% | N/A | ≥ 85% | < 5 yrs |
| Percent of reliable person-miles traveled on the non-Interstate NHS | 48% | 89% | 93% | 94% | 98% | N/A | ≥ 93% | < 5 yrs |
| Truck travel time reliability ratio (TTTR) on the Interstate | 1.84 | 1.72 | 1.77 | 1.86 | 1.66 | N/A | ≤ 1.75 | < 5 yrs |
| Ratio of transit v. car average commute time | 1.97 | 1.97 | 1.98 | 2.11 | N/A | N/A | ≤ 1.75 | 10 yrs |
| Productivity | | | | | | | | |
| Passenger trips per revenue hour | | | | | | | | |
| for Tri-Rail service | 36.41 | 34.96 | 34.76 | 35.1 | 31.2 | N/A | 40 | 10 yrs |
| for Palm Tran fixed route service | 22.39 | 18.40 | 20.07 | 17.80 | 15.5 | N/A | 30 | 10 yrs |

X.XX% Target met or improving

X.XX% Target not met or declining

*Preliminary safety data for 2021. Official data to be released December 2022



The TPA annually assesses system performance as part of its commitment to preserve and enhance a safe, efficient, and connected multimodal transportation system.

| | Actual Values | | | | | | Targets | |
|--|---------------|-------|-------|--------------|--------------|--------------|---------|------------|
| | 2016 | 2017 | 2018 | 2019 | 2020 | 2021 | Value | Time Frame |
| Goal 4: Connected | | | | | | | | |
| Complete Streets | | | | | | | | |
| Centerline mileage of federal aid eligible roadways that include: | | | | | | | | |
| Separated bike lanes | 0 | 0 | 0 | 0 | 0.2 | 0.2 | 20 | 10 yrs |
| 10-ft or wider shared use pathways | 50 | 50 | 72 | 83 | 89 | 87 | 100 | 10 yrs |
| 8 to 9-ft paved pathways | - | - | 294 | 296 | 296 | 293 | 305 | 10 yrs |
| Buffered bike lanes | 8 | 8 | 12 | 12 | 12 | 12 | 20 | 10 yrs |
| Designated bike lanes | 180 | 180 | 200 | 202 | 225 | 246 | 300 | 10 yrs |
| Sidewalks | - | - | 1,165 | 1,173 | 1,178 | 1,183 | 1,300 | 10 yrs |
| Health & Equity | | | | | | | | |
| Percentage of federal aid eligible mileage with: | | | | | | | | |
| Bicycle facilities within 3 miles of a transit hub | 17.3% | 17.3% | 20.1% | 20.1% | 20.6% | N/A | 100% | 10 yrs |
| Pedestrian facilities within 1 mile of a transit hub | 85.0% | 85.0% | 85.0% | 85.0% | 85.0% | N/A | 100% | 10 yrs |
| Pedestrian facilities within 2 miles of elementary schools | - | - | 79.0% | 79.4% | 79.6% | N/A | ≥90% | 10 yrs |
| Pedestrian facilities within 1/4 mile of a traditionally underserved community | - | - | 67.7% | 70.9% | N/A | N/A | ≥70% | 10 yrs |
| Goal 5: Multimodal | | | | | | | | |
| Commuter Mode Split | | | | | | | | |
| Walking | 1.49% | 1.50% | 1.48% | 1.35% | N/A | N/A | ≥ 5% | 10 yrs |
| Biking | 0.67% | 0.62% | 0.71% | 0.61% | N/A | N/A | ≥ 3% | 10 yrs |
| Transit | 1.97% | 1.88% | 1.81% | 1.63% | N/A | N/A | ≥ 7% | 10 yrs |
| Freight | | | | | | | | |
| Annual tonnage of freight for | | | | | | | | |
| Port of Palm Beach | 2.52M | 2.48M | 2.57M | 2.31M | 2.50M | N/A | 3.0M | 10 yrs |
| Palm Beach International Airport | 23.6k | 25.8k | 26.8k | 29.0k | 29.5k | N/A | 30.0k | 10 yrs |

X.XX% Target met or improving

X.XX% Target not met or declining

DECLARING MARCH 2022 AS FLORIDA BICYCLE MONTH

WHEREAS, [INSERT MUNICIPALITY] residents and visitors engage in bicycling as a viable and environmentally sound form of transportation and an excellent form of physical activity and recreation; and

WHEREAS, the State of Florida recognizes March officially as Bicycle Month and Palm Beach County will recognize it locally; and

WHEREAS, Florida Bicycle Month features a number of fitness opportunities and events for riders of all ages to enjoy throughout the month at various parks and locations throughout Palm Beach County; and

WHEREAS, the recognition of Florida Bicycle Month will raise awareness of bicycling and ultimately promote physical activity and healthy lifestyles by elevating bicycling as a more widely accepted choice of transportation;

WHEREAS, the Palm Beach Transportation Planning Agency plans and recommends projects to make bicycling more accessible and promotes comprehensive community education efforts aimed at improving bicycle safety; and

WHEREAS, through these efforts, Palm Beach County now has over 255 miles of designated bicycle facilities, with more than 600 miles of additional bicycle facilities planned and will continue to promote a connected network of improved bicycle level of service.

NOW, THEREFORE, BE IT PROCLAIMED BY THE [INSERT MUNICIPALITY], assembled in regular session this [INSERT DATE] day of March 2022, that the month of March 2022, in [INSERT MUNICIPALITY], is hereby proclaimed

Florida Bicycle Month

BE IT FURTHER PROCLAIMED BY THE [INSERT MUNICIPALITY], that this proclamation is duly sealed, ribboned and executed by the members of this [INSERT COMMISSION/COUNCIL]. The foregoing proclamation was sponsored by Honorable Mayor [INSERT NAME], and upon unanimous consent of the [INSERT COMMISSION/COUNCIL], the Mayor declared the proclamation duly enacted.

Summary Points of the December 16, 2021 Governing Board Meeting

PDF versions of the agenda, backup material and presentations as well as audio and video recordings are available for review at PalmBeachTPA.org/Board

Approved 2022 TPA Meeting Dates – The Board also directed staff to start the Board meetings at 9 a.m. with a hard stop at 12 p.m. for action items.

Approved Vision Zero Initiative – The Board adopted a Resolution requesting active enforcement, education and other initiatives to reduce distracted driving in Palm Beach County.

Approved Technical Advisory Committee (TAC) Appointments – The Board approved Jonathan Reinsvold as the Alternate for the Village of Wellington, and Xavier Falconi as the Representative and Valerio Oricchio as the Alternate for the City of West Palm Beach through December 2024.

Approved TAC Renewals – The Board approved renewal of Terrence Bailey as Representative for the City of Riviera Beach, Kenny Wilson as Representative and Janelle St. Ange as Alternate for Florida Department of Health, Motasem Al-Turk as Representative for Palm Beach County Engineering, and Peter Hofheinz as Alternate for the City of Palm Beach Gardens through December 2024.

Approved Transportation Disadvantaged Local Coordinating Board (TD LCB) Renewals – The Board approved renewal of Angela Choice as Representative for the Florida Department of Veteran’s Affairs through December 2024.

Supported the Atlantic Avenue Widening Project from Florida’s Turnpike to Jog Road – The Board adopted a Resolution affirming TPA support for the project with the request to provide sidewalks or shared use pathways of at least 10 feet in width on both sides, extend the facilities west to SR 7 as part of adjacent widening projects if feasible without moving the construction start date for those projects or acquiring additional right-of-way, and exclude any components at the Jog Road intersection with adverse impacts on pedestrian and bicycle safety or major right-of-way acquisitions that require the relocation of homes or businesses.

Hired an Interim Executive Director – The Board adopted a Resolution terminating employment of Nick Uhren, effective December 27, 2021, with his salary and benefits being paid through January 28, 2022 pursuant to the terms of his employment agreement; and approved a contract to employ Valerie Neilson as the TPA’s Interim Executive Director, effective December 28, 2021, at a salary of \$175,000.

Approved an Agreement with Slavin Management Consultants – The Board approved an agreement with Slavin Management Consultants to administer the process of selecting a new executive director in the amount not to exceed \$24,094.75.

Appointed Southeast Florida Transportation Council (SEFTC) Representatives – The Board reappointed Mayor Fred Pinto as the Delegate and Commissioner Maria Marino as the Alternate Delegate.

Appointed the Florida Metropolitan Planning Organization Advisory Council (MPOAC) Governing Board Representatives – The Board appointed Mayor Robert Weinroth as Representative and Commissioner Maria Marino and Vice Mayor Chelsea Reed as Alternate Representatives.

Adopted FY 22-26 Transportation Improvement Program (TIP) Amendment #2 – The Board adopted a Resolution approving I-95 at PGA Blvd southbound on-ramp (FM# 443590-1) to advance federal funds for construction from FY 2024 to FY 2022 and I-95 at Boynton Beach Blvd interchange (FM# 435804-1) to add a project to the TIP with design and right-of-way in FY 2022 and construction in FY 2025.

Legislative Update – TPA Consultants informed the Board of federal funding levels in Florida for transportation programs provided by the Infrastructure Investment and Jobs Act and the Build Back Better Reconciliation Bill.

Palm Tran Major Transit Development Plan (TDP) Update – Palm Tran staff summarized the FY 22-31 TDP major update, which is a 10-year strategic plan for transit informed by public engagement and highlighting funding needs and current revenues.

Project Scheduling Report – February 2022

Phases occurring within the next 90 days

Palm Beach TPA & FDOT District 4

The purpose of this report is to ensure stakeholders are aware of upcoming activities for each project to allow for increased input. The TPA has consolidated the FDOT report to focus on TPA priorities and scheduling activities that are occurring within the next 90 days. The full list of scheduling activities is described below.

| Scheduled Activity | Description |
|---|---|
| Multimodal Scoping Checklist (MMSC) | FDOT's Office of Modal Development (OMD) notifies impacted agencies to enter comments about the project scope. The local agency can confirm or discuss context class, minor comments about multimodal features. |
| Resolution from Agency (for Off-System Projects Only) | If an off-system project is administered by FDOT, the local agency's governing board must pass a resolution endorsing FDOT's delivery of the project. |
| Review of Scope with Agency | Meet with local agency to review and confirm scope prior to FDOT advertising for consultant acquisition. |
| Execution Date (Design) | FDOT Design starts. |
| Project Kickoff Meeting | FDOT Design Team coordinates with local agency. Contact the FDOT project manager for date/time/location of the meeting. |
| Initial Field Review | Field Review meeting. Typically occurs at the project site. |
| Initial Engineering | 30% plans to reviewers. Stakeholders provide review and feedback on the approved Typical Section. |
| Public Information Workshop | FDOT conducts public information workshop. |
| Constructability Plans | 60% plans to reviewers. At this time most of the Design is complete, no scope discussion, review focuses on items to be constructed, their construction impacts, and materials to be used. |
| Plans Specification and Estimates (PSE) Meeting | FDOT PM arranges field review with all reviewers to evaluate the final engineering plans with respect to actual field conditions. |
| Biddability Plans to Reviewers | 90% plans. At this time, Design is complete. Verifying quantities and pay items. |
| Production | 100% plans. Plans are complete. |
| Local Agency Program (LAP) Commitment | Agency and FDOT commits the project funds and budget to the Legislature and the Governor's office. |
| Letting | Bids are opened and the apparent low bid contract is determined. Construction typically begins 4 to 6 months after letting. |
| Construction Notice to Proceed (NTP) | Construction starts. Construction dates for FDOT administered projects can be found through the FDOT Operations Center. |

For more information on a project, please contact the FDOT District 4 office at 954.486.1400 and ask to be transferred to the FDOT Project Manager for the specific project. For the FDOT copy of the report with the full project schedule, contact Larry Wallace at larry.wallace@dot.state.fl.us or 954.777.4208.

Please note, the dates shown in this report are a snapshot and dates can change frequently. Updated reports are requested monthly from FDOT.

| FM # | Location | Type of Work | Lead Agency | Phase Milestone | Date |
|--|---|-------------------------------|-------------------|--------------------------------------|-----------|
| SIS Capacity | | | | | |
| 4369631 | I-95 AT 6TH AVE S | INTERCHANGE - ADD LANES | FDOT | Biddability | 2/2/2022 |
| 4397581 | I-95 AT INDIANTOWN RD | INTERCHANGE - ADD LANES | FDOT | Constructability Plans | 2/4/2022 |
| 4417221 | SOUTHERN BLVD/SR-80 AT AUSTRALIAN AVE | INTERSECTION IMPROVEMENT | FDOT | Letting | 2/4/2022 |
| 4465511 | BEELINE HWY/SR-710 FROM MARTIN COUNTY LINE TO OLD DIXIE HIGHWAY | ARTERIAL TRAFFIC MGMT SYSTEMS | FDOT | Kickoff Meeting | 2/22/2022 |
| 4378681 | SOUTHERN BLVD/SR-80 AT SR-7/US-441 | ADD TURN LANE(S) | FDOT | Initial Engineering | 2/24/2022 |
| 4132601 | I-95 AT PALM BEACH LAKES BLVD | INTERCHANGE - ADD LANES | FDOT | Agency Scope Review | 2/24/2022 |
| 4435901 | I-95 AT PGA BLVD | ADD SPECIAL USE LANE | FDOT | Letting | 3/4/2022 |
| 4417221 | SOUTHERN BLVD/SR-80 AT AUSTRALIAN AVE | INTERSECTION IMPROVEMENT | FDOT | Construction Notice to Proceed (NTP) | 3/7/2022 |
| 4465511 | BEELINE HWY/SR-710 FROM MARTIN COUNTY LINE TO OLD DIXIE HIGHWAY | ARTERIAL TRAFFIC MGMT SYSTEMS | FDOT | Initial Field Review | 3/22/2022 |
| 4465511 | BEELINE HWY/SR-710 FROM MARTIN COUNTY LINE TO OLD DIXIE HIGHWAY | ARTERIAL TRAFFIC MGMT SYSTEMS | FDOT | Execution Date (Design) | 3/25/2022 |
| State Road Modifications | | | | | |
| 4400461 | LAKE WORTH RD/SR-802 ROUNDABOUT PEDESTRIAN IMPROVEMENTS | PEDESTRIAN SAFETY IMPROVEMENT | FDOT | Production | 3/7/2022 |
| 2296584 | ATLANTIC AVE/SR-806 FROM SR-7/US-441 TO WEST OF LYONS RD | ADD LANES & RECONSTRUCT | FDOT | Public Information Workshop | 3/28/2022 |
| 2296646 | SR-7 FROM 60TH ST TO NORTHLAKE BLVD | NEW ROAD CONSTRUCTION | FDOT | Letting | 3/30/2022 |
| 2296647 | SR-7 FROM OKEECHOBEE BLVD TO 60TH ST | ADD LANES & RECONSTRUCT | FDOT | Letting | 3/30/2022 |
| 4417561 | SR-80 FROM SR 15 TO CR 880 | LIGHTING | FDOT | Initial Field Review | 3/30/2022 |
| 4383862 | US-1 FROM 59TH ST TO NORTHLAKE BLVD | BIKE LANE/SIDEWALK | FDOT | Initial Engineering | 4/6/2022 |
| Local Initiatives Program | | | | | |
| 4415701 | 36TH ST FROM AUSTRALIAN AVE TO POINSETTA AVE | BIKE LANE/SIDEWALK | WEST PALM BEACH | Initial Engineering | 2/1/2022 |
| 4400451 | CITYWIDE PEDESTRIAN FACILITIES FOR INDIAN TRAIL IMPROVEMENT DISTRICT | PED FACILITIES | FDOT | Production | 2/7/2022 |
| Transportation Alternatives Program | | | | | |
| 4443661 | A1A/OCEAN DR FROM N OF DONALD ROSS RD TO S OF INDIANTOWN RD | SIGNING/PAVEMENT MARKINGS | PALM BEACH COUNTY | LAP Commitment | 2/4/2022 |
| 4483031 | CHERRY RD FROM MILITARY TRL TO QUAIL DR | BIKE LANE/SIDEWALK | PALM BEACH COUNTY | Kickoff Meeting | 2/8/2022 |
| 4415271 | NORTHMORE NEIGHBORHOOD VARIOUS LOCATIONS | SIDEWALK | WEST PALM BEACH | LAP Commitment | 3/4/2022 |
| 4443501 | CLEAR LAKE TRAIL FROM OKEECHOBEE BLVD/SR-704 TO PALM BEACH LAKES BLVD | BIKE PATH/TRAIL | WEST PALM BEACH | LAP Commitment | 3/4/2022 |
| Other FDOT & Local Projects | | | | | |
| 4331097 | I-95 AT PALMETTO PARK RD | LANDSCAPING | FDOT | Letting | 1/28/2022 |
| 4417551 | US-1/SR-5 FROM BROWARD COUNTY LINE TO SPANISH RIVER BLVD | ARTERIAL TRAFFIC MGMT SYSTEMS | FDOT | Biddability | 2/7/2022 |
| 4190132 | SOUTHERN BLVD/SR-80 FROM WASHINGTON AVE TO A1A | LANDSCAPING | FDOT | Construction Notice to Proceed (NTP) | 2/9/2022 |

| FM # | Location | Type of Work | Lead Agency | Phase Milestone | Date |
|---------|---|---------------------------------|-------------|--------------------------------------|-----------|
| 4456281 | INTERSECTION LIGHTING IMPROVEMENTS- PALM BEACH COUNTY | LIGHTING | FDOT | Initial Field Review | 2/11/2022 |
| 4458821 | SR-7/US-441 AT LAKE WORTH RD | INTERSECTION IMPROVEMENT | FDOT | Initial Field Review | 2/16/2022 |
| 4417761 | I-95 FROM S OF 10TH AVE N TO SR-882/FOREST HILL BLVD | ADV TRAVELER INFORMATION SYSTEM | FDOT | Construction Notice to Proceed (NTP) | 2/18/2022 |
| 4481361 | SR-25/US-27 AT 27 MILES NORTH OF THE I-75/US-27 INTERCHANGE | NEW BRIDGE - NO ADDED CAPACITY | FDOT | Initial Field Review | 3/1/2022 |
| 4417521 | A1A ADJACENT TO JOHN D MACARTHUR BEACH STATE PARK | MISCELLANEOUS CONSTRUCTION | FDOT | Construction Notice to Proceed (NTP) | 3/9/2022 |
| 4443401 | I-95 AT 6TH AVE S | LANDSCAPING | FDOT | Agency Scope Review | 3/9/2022 |
| 4456231 | I-95 FROM SOUTH OF PALM BEACH LAKES BLVD TO NORTH OF 45TH ST | LIGHTING | FDOT | PSE Meeting | 3/29/2022 |
| 4475491 | FOREST HILL BLVD/SR-882 FROM OLIVE TREE BLVD TO JOG RD | LIGHTING | FDOT | Kickoff Meeting | 4/6/2022 |
| 4456231 | I-95 FROM SOUTH OF PALM BEACH LAKES BLVD TO NORTH OF 45TH ST | LIGHTING | FDOT | Biddability | 4/7/2022 |
| 4475511 | I-95 FROM 12TH AVE S TO 10TH AVE N | LIGHTING | FDOT | Kickoff Meeting | 4/11/2022 |
| 4417751 | LAKE WORTH RD/SR-802 FROM EB SR-802/LAKE AVE TO WB SR-802/LUCERNE AVE | TRAFFIC SIGNAL UPDATE | FDOT | Construction Notice to Proceed (NTP) | 4/11/2022 |
| 4331093 | I-95 FROM BROWARD COUNTY LINE TO LINTON BLVD - EXPRESS LANES | LANDSCAPING | FDOT | Constructability Plans | 4/25/2022 |

Major Maintenance

| | | | | | |
|---------|--|------------------------------|------|-------------------------|-----------|
| 4476621 | A1A FROM LINTON BLVD TO E ATLANTIC AVE | RESURFACING | FDOT | Execution Date (Design) | 1/28/2022 |
| 4476571 | YAMATO RD/SR-794 FROM WEST OF I-95 TO US-1/FEDERAL HWY | RESURFACING | FDOT | Kickoff Meeting | 1/31/2022 |
| 4461011 | SR-80/US-98 FROM EAST OF PARKER AVE TO WEST OF WASHINGTON RD | RESURFACING | FDOT | Biddability | 2/7/2022 |
| 4461012 | SR-80/US-98 FROM EAST OF PARKER AVE TO WEST OF WASHINGTON RD | BRIDGE REHABILITATION | FDOT | Biddability | 2/7/2022 |
| 4461051 | STATE MARKET RD FROM SR-15 TO US-441/E MAIN ST | RESURFACING | FDOT | Agency Scope Review | 2/7/2022 |
| 4457691 | A1A / BLUE HERON BLVD OVER INTRACOASTAL WATERWAY | BRIDGE-REPAIR/REHABILITATION | FDOT | Constructability Plans | 2/8/2022 |
| 4463741 | SR-700/CONNERS HWY FROM NORTH OF 1ST ST TO WEST OF SR-80 | RESURFACING | FDOT | Constructability Plans | 2/25/2022 |
| 4476711 | OKEECHOBEE BLVD/SR-704 FROM W OF I-95 TO AUSTRALIAN AVE | RESURFACING | FDOT | Execution Date (Design) | 3/4/2022 |
| 4428911 | US-1 OVER EARMAN RIVER BRIDGE | BRIDGE REPLACEMENT | FDOT | Biddability | 3/9/2022 |
| 4461761 | A1A FROM S OF JOHN D MACARTHUR ENTRANCE TO PORTAGE LANDING NORTH | RESURFACING | FDOT | Initial Engineering | 3/9/2022 |
| 4476621 | A1A FROM LINTON BLVD TO E ATLANTIC AVE | RESURFACING | FDOT | Kickoff Meeting | 3/11/2022 |
| 4461001 | SR-80 FROM SR-25/US-27 TO EAST OF GLADES GLEN DR | RESURFACING | FDOT | Constructability Plans | 3/15/2022 |
| 4476571 | YAMATO RD/SR-794 FROM WEST OF I-95 TO US-1/FEDERAL HWY | RESURFACING | FDOT | Initial Field Review | 3/15/2022 |
| 4398451 | SR-715 FROM SR-80 TO W OF CANAL ST SOUTH | RESURFACING | FDOT | Constructability Plans | 3/15/2022 |
| 4476711 | OKEECHOBEE BLVD/SR-704 FROM W OF I-95 TO AUSTRALIAN AVE | RESURFACING | FDOT | Kickoff Meeting | 3/16/2022 |
| 4476631 | A1A FROM SOUTH OF LAKE AVE TO N OF IBIS WAY | RESURFACING | FDOT | Initial Field Review | 3/17/2022 |
| 4461791 | OKEECHOBEE BLVD FROM TAMARIND AVE TO WEST OF LAKEVIEW AVE | RESURFACING | FDOT | Initial Engineering | 3/18/2022 |

| FM # | Location | Type of Work | Lead Agency | Phase Milestone | Date |
|---------|--|------------------------------|-------------|-----------------------------|-----------|
| 4476691 | E OCEAN AVE/SR-804 FROM SR-5/US-1 TO A1A | RESURFACING | FDOT | Kickoff Meeting | 3/18/2022 |
| 4476651 | BOYNTON BEACH BLVD/SR-804 FROM SR-7/US-441 TO LYONS RD | RESURFACING | FDOT | Kickoff Meeting | 3/30/2022 |
| 4461051 | STATE MARKET RD FROM SR-15 TO US-441/E MAIN ST | RESURFACING | FDOT | Initial Engineering | 4/6/2022 |
| 4476581 | US-1 FROM BAILEY ST TO HARBOURSIDE DR | RESURFACING | FDOT | Execution Date (Design) | 4/8/2022 |
| 4461751 | A1A FROM N OF EMERALDA BCH WAY TO SOUTH OF SR-704/ROYAL PALM WAY | RESURFACING | FDOT | Initial Engineering | 4/12/2022 |
| 4476671 | BOYNTON BEACH BLVD/SR-804 FROM N CONGRESS AVE TO NW 8TH ST | RESURFACING | FDOT | Execution Date (Design) | 4/15/2022 |
| 4476601 | SR-5/FEDERAL HWY FROM 6TH AVE N TO ARLINGTON RD | RESURFACING | FDOT | Execution Date (Design) | 4/15/2022 |
| 4461021 | SR-15 FROM N OF 1ST ST TO PALM BEACH/MARTIN COUNTY LINE | RESURFACING | FDOT | Public Information Workshop | 4/18/2022 |
| 4457691 | A1A / BLUE HERON BLVD OVER INTRACOASTAL WATERWAY | BRIDGE-REPAIR/REHABILITATION | FDOT | Public Information Workshop | 4/19/2022 |
| 4476621 | A1A FROM LINTON BLVD TO E ATLANTIC AVE | RESURFACING | FDOT | Initial Field Review | 4/25/2022 |
| 4461021 | SR-15 FROM N OF 1ST ST TO PALM BEACH/MARTIN COUNTY LINE | RESURFACING | FDOT | PSE Meeting | 4/25/2022 |
| 4461041 | LAKE AVE/LUCERNE AVE FROM EAST OF A ST TO EAST OF GOLFVIEW RD | RESURFACING | FDOT | Constructability Plans | 4/26/2022 |



2022 TPA Governing Board, Advisory Committee & Coordinating Board Meeting Dates

Meetings held at 301 Datura Street, West Palm Beach, FL 33401

| | Jan | Feb | Mar | Apr | May | June | July | Aug | Sep | Oct | Nov | Dec |
|--|-----|-----|-----|-----|-----|------|------|-----|-----|------|-----|-----|
| Governing Board 3 rd Thursday of most months at 9:00 a.m. | | 17 | 17 | 21 | 19 | 16 | 21 | | 15 | 20 | | 15 |
| Technical Advisory Committee (TAC) 1 st Wednesday of most months at 9:00 a.m. | | 2 | 2 | 6 | 4 | 1 | 6 | | 7 | 12* | | 7 |
| Citizens Advisory Committee (CAC) 1 st Wednesday of most months at 1:30 p.m. | | 2 | 2 | 6 | 4 | 1 | 6 | | 7 | 13** | | 7 |
| Bicycle-Trailways-Pedestrian Advisory Committee (BTPAC) 1 st Thursday of most months at 9:00 a.m. | | 3 | 3 | 7 | 5 | 2 | 7 | | 8* | 13** | | 8* |
| Transportation Disadvantaged Local Coordinating Board (TDLCB) 2 nd month of each quarter at 2:00 p.m. | | 23 | | | 25 | | | 24 | | | 16 | |

Shaded = No Meeting
 * Second Wednesday
 ** Second Thursday