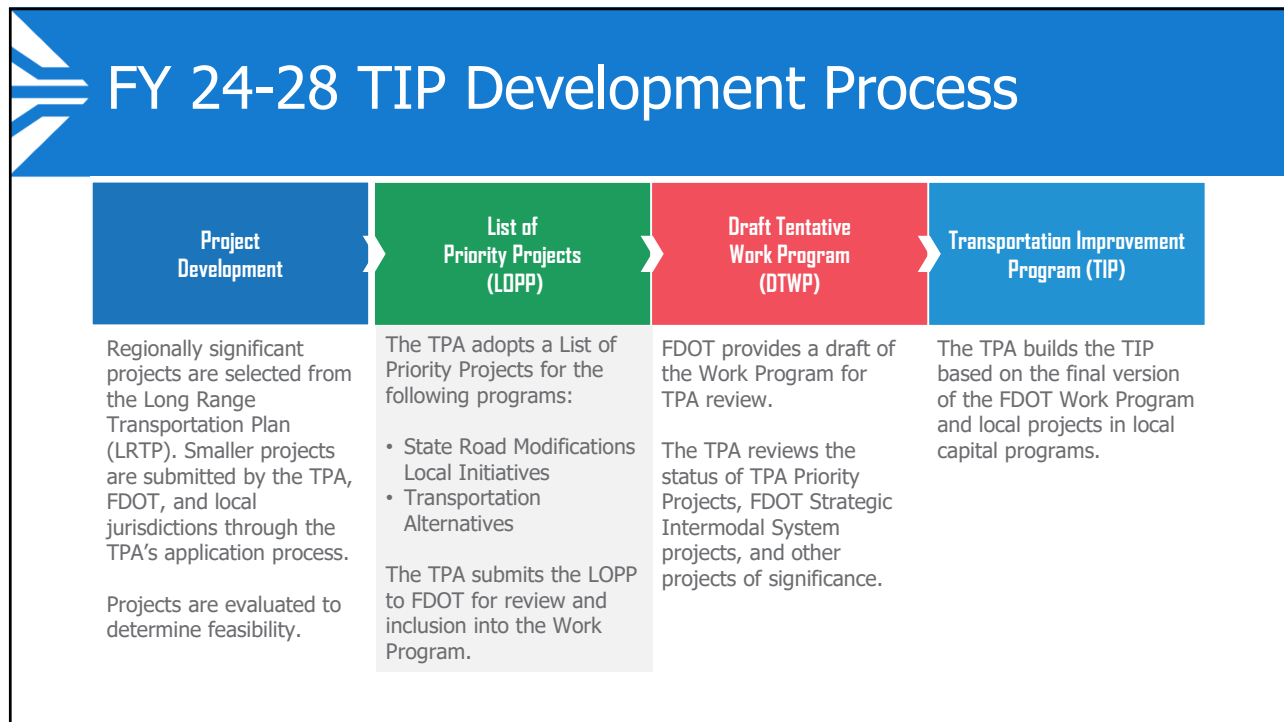




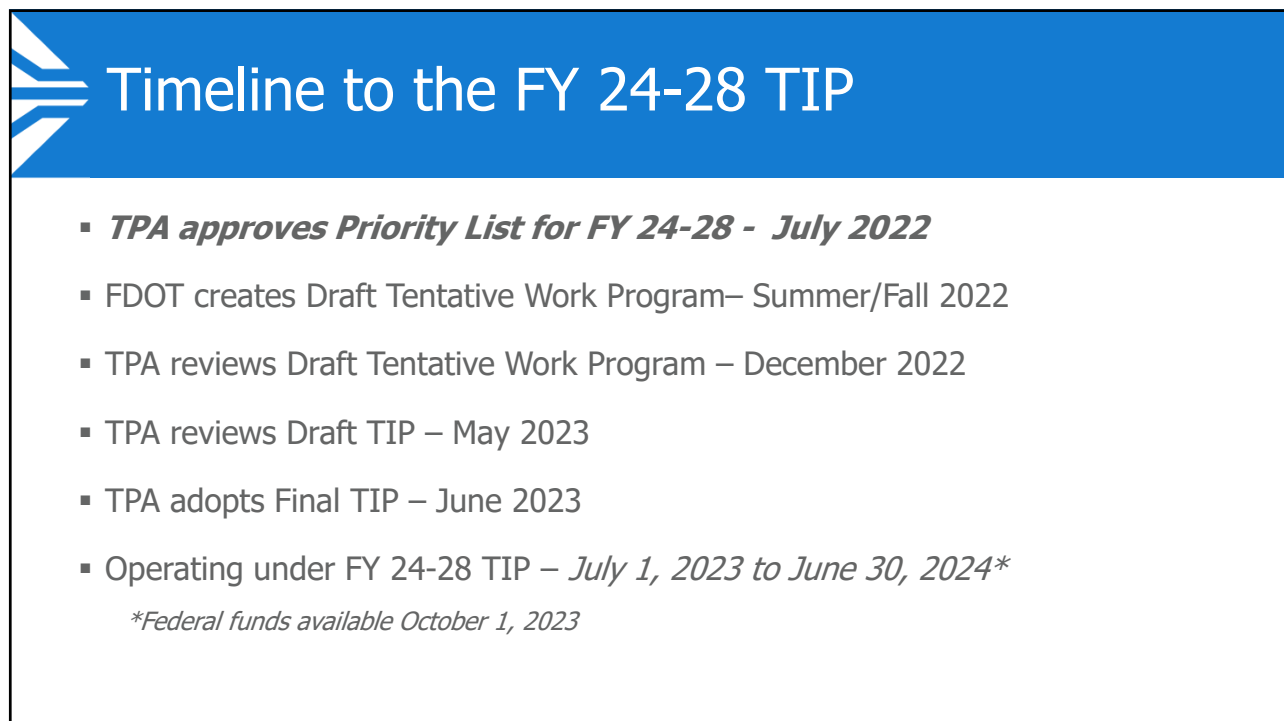
1



2



3



4

TPA Funding Programs

Project Category	Source of Projects	Funding
State Road Modifications	LRTP Cost Feasible List Smaller modifications identified by staff/stakeholders, including resurfacing/rehab supplements	~\$20.4 million/yr Primarily State Funds (District Dedicated Revenue-DDR, Statewide Fuel Tax-DS, Public Transit Office-DPTO)
Local Initiatives	Annual Competitive Application for multimodal projects	~\$22 million/yr Primarily Federal Funds (TPA Surface Transportation Funds – SU, some FDOT Surface Transportation Funds – SA)
Transportation Alternatives	Annual Competitive Application for non-motorized projects	~\$3.1 million/yr Primarily Federal Funds (TPA Transportation Alternatives - TALU, FDOT Transportation Alternatives - TALT)


5

State Road Modifications

Program Overview

- Purpose** - Construct and enhance state roadways to advance the TPA’s vision
- Projects** – Safety, Complete Streets, Transit, Technology, Resiliency
- Eligible Roads** – State Roadways
- Annual Funding** - ~\$20.4M/yr in state funds
- 5 Year Timeline** – New projects are programmed in the new 5th year, while modifications are typically included in the current project’s PE and Construction years (pending funding availability)

6




State Road Modifications

Priority Requests

- Atlantic Avenue widening from west of Lyons Road to Jog Road
 - Accelerate funding for ROW & CST funding and reduce the amount of ROW required in order to minimize impacts and reduce costs
- US-1 enhanced transit & multimodal corridor facilities
 - CST funding for the lane repurposing project in Boca Raton
 - CST funding for complete streets reconstruction project in West Palm Beach
 - PE funding for lane repurposing project in Lake Worth Beach pending FDOT approval

7




State Road Modifications

Priority Requests

- Okeechobee Blvd enhanced transit & multimodal corridor facilities
 - Funding for feasibility study administered by FDOT based on TPA planning study recommendation
 - CST funding for enhanced transit shelters
- Lake Worth Rd enhanced transit & multimodal corridor facilities
 - Funding of transit signal prioritization to coincide with the transit signal prioritization on US-1 and Okeechobee Blvd
- Federal Hwy at Spanish River Blvd
 - The TPA requests construction funding

8



Local Initiatives

Program Overview

Purpose – Advance lower-cost, non-regionally significant transportation projects identified by our communities

Projects – Complete Streets, Transit Capital, Non-Motorized Infrastructure, Freight Efficiency


Eligible Roads – Federal-aid Eligible Roadway Network

Annual Funding - ~\$22M/yr in federal funds

Funding Reimbursement - \$5M per project Max / \$250K Min

5 Year Timeline – Design in year 3 / Construction in year 5

9




Local Initiatives


Priority Requests

- Update programming of SU funding to support TPA planning and administration consistent with the FY 23-24 UPWP
- Program construction/implementation of seven (7) projects submitted from the 2022 Local Initiatives application cycle

10

 Local Initiatives				
FY 22 Grant Projects				
TPA Score	Applicant	Location	Description	Funding Request
25.2	Boca Raton	SW 18 th Street	10' share use pathway and missing crosswalks	\$1,494,478
25.0	SFRTA – Tri-Rail	Tri-Rail Service	Purchase one (1) passenger rail car	\$3,500,000
24.5	Palm Beach Gardens	Gardens Parkway	5' designated bike and 8' sidewalk	\$3,609,720
20.0	Palm Tran	Palm Tran Service	Purchase four (4) electric buses	\$5,000,000

11

 Local Initiatives				
FY 22 Grant Projects				
TPA Score	Applicant	Location	Description	Funding Request
17.8	Delray Beach	Barwick Road	10' shared use pathway and new sidewalk	\$1,658,549
15.0	Palm Tran	Countywide	Bus Stop Improvements	\$5,000,000
11.6	Indian Trail Improvement District	Temple Blvd, Hall Blvd, 140 th Ave	Seminole Speed Tables	\$441,971

12

Transportation Alternatives

Program Overview

Purpose – Non-motorized infrastructure and safe routes to school projects

Projects – Complete Streets, Bicycle and Pedestrian Infrastructure, Traffic Calming, Historic Preservation, Safe Routes to School

Eligible Roads – On and Off Federal-aid Eligible Roadway Network

Annual Funding - ~\$3.3M/yr in federal funds

Funding Reimbursement - \$1M per project Max / \$250K Min

5 Year Timeline – Design in year 1 / Construction in year 3

13

Transportation Alternatives

Priority Requests

- Program construction/implementation of four (4) projects submitted from the 2022 Transportation Alternatives application cycle

14

Transportation Alternatives

FY 22 Grant Projects

TPA Score	Applicant	Location	Description	Funding Request
44.2	Indian Trail Improvement District	Hamlin Blvd, Grapeview Blvd, Citrus Grove Blvd	10' share use pathway and expand existing sidewalk to 8'	\$985,319
42.3	Palm Beach Gardens	Fairchild Ave	Buffered bike lanes and 8' pathway on south side of roadway	\$1,000,000
27.8	Royal Palm Beach	Various Locations	Pedestrian and bicycle network wayfinding signs	\$594,197
26.5	West Palm Beach	49 th Street	ADA curb ramps, sidewalks, traffic calming and sharrows	\$773,475

15

Additional Information

TPA Website Links for LOPP

palmbeachtpa.org/priorities

TPA Website Links for Grant Programs

palmbeachtpa.org/funding

16

