



2022 Transportation Alternatives Project Submittals and Rankings

April 7, 2022

Transportation Alternatives Program Overview

- Funds on/off-road ped & bicycle facilities and Safe Routes to School
- \$3.3M Available, \$1M max per project, \$250K Minimum
- Sidewalks, bicycle facilities, ped/bicycle signals, lighting, safety
- Scoring related to TPA's Goals, Objectives, and Measures

2022 Grant Applicants

Palm Beach Gardens

Indian Trail Improvement District

Royal Palm Beach

West Palm Beach



Program Schedule Dates

- April 7: VZAC project ranking (Today)
- April 11: Initial notice responses due by Applicants
- April 18-22: Conduct virtual field visits
- April 27: Send out second notice to Applicants
- May 6: Second notice responses due by Applicants
- May 27: Eligibility determination
- July 6-7: Draft List of Priority Projects
- July 21: Final List approved by TPA Governing Board

2022 Project Submittals

TPA Rank	Applicant	Project Description	Amount Requested
1	Indian Trail Improvement District	Shared Use Path and Sidewalk Expansion	\$998,872
2	City of Palm Beach Gardens	Fairchild Avenue Sidewalks and Buffered Bike Lanes	\$983,607
3	Village of Royal Palm Beach	Village-wide Pedestrian Network Wayfinding	\$773,475
4	City of West Palm Beach	49 th Street Traffic Calming & Bicycle Improvements	\$368,212

Total available: \$3,301,000
Total requested: \$3,124,166
Difference: **\$176,834**

Shared Use Path & Sidewalk Expansion

Applicant: Indian Trails Improvement District

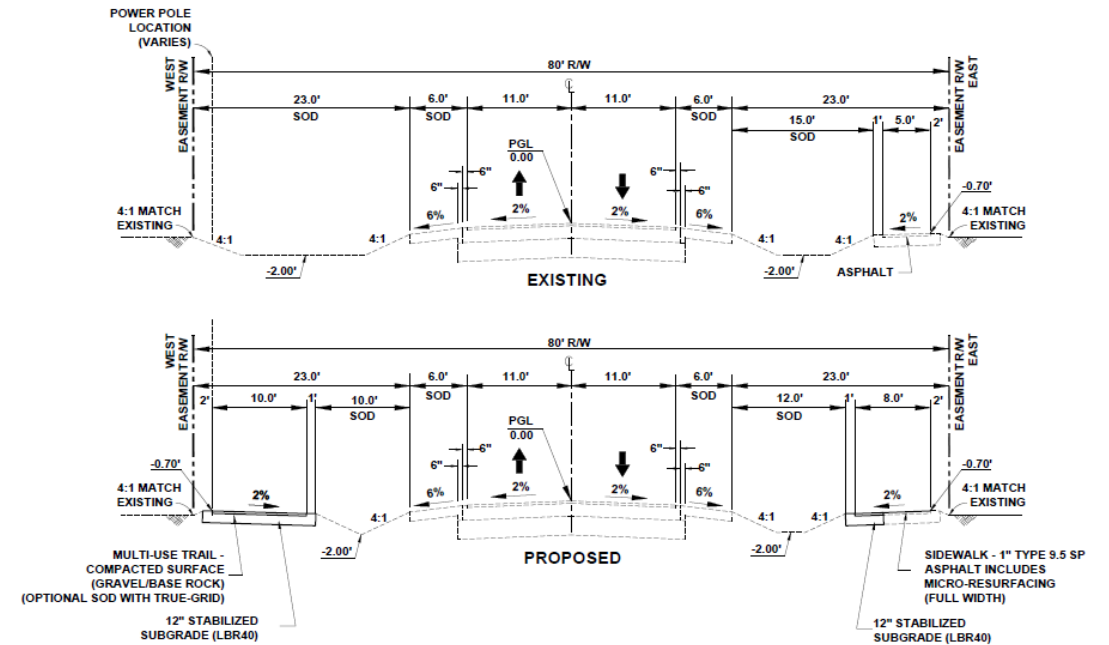
Location: 1) Hamlin Blvd. from Hall Blvd. to Grapeview Blvd.; 2) Grapeview Blvd. from Hamlin Blvd. to Citrus Grove Blvd.; 3) Citrus Grove Blvd. from Hall Blvd. to Avocado Blvd.

Scope:

- 10' shared use path
- Expand 5' sidewalk to an 8' pathway

Requested Funding: \$998,872

TPA Score: 34.20 / 100



Buffered Bicycle Lanes & Sidewalk

Applicant: Palm Beach Gardens

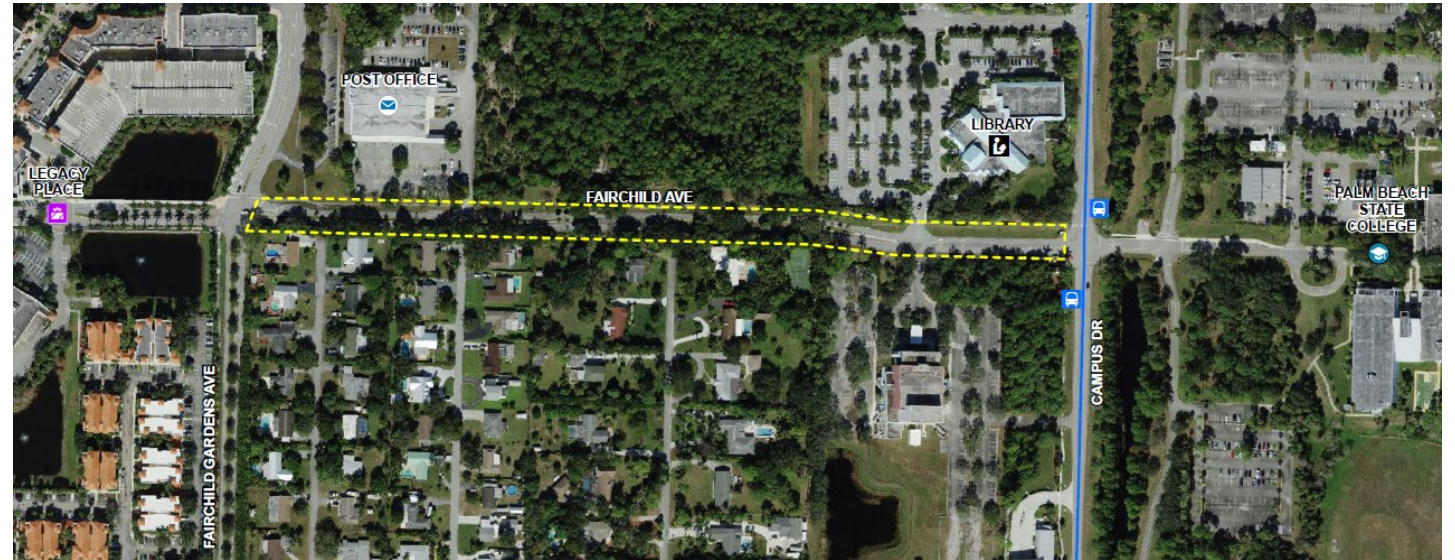
Location: Fairchild Ave. from Fairchild Gardens Ave. to Campus Dr.

Scope:

- Buffered bicycle lanes
- Sidewalk on south side of the roadway

Requested Funding: \$983,607

TPA Score: 42.30 / 100



Pedestrian & Bicycle Network Wayfinding

Applicant: Royal Palm Beach

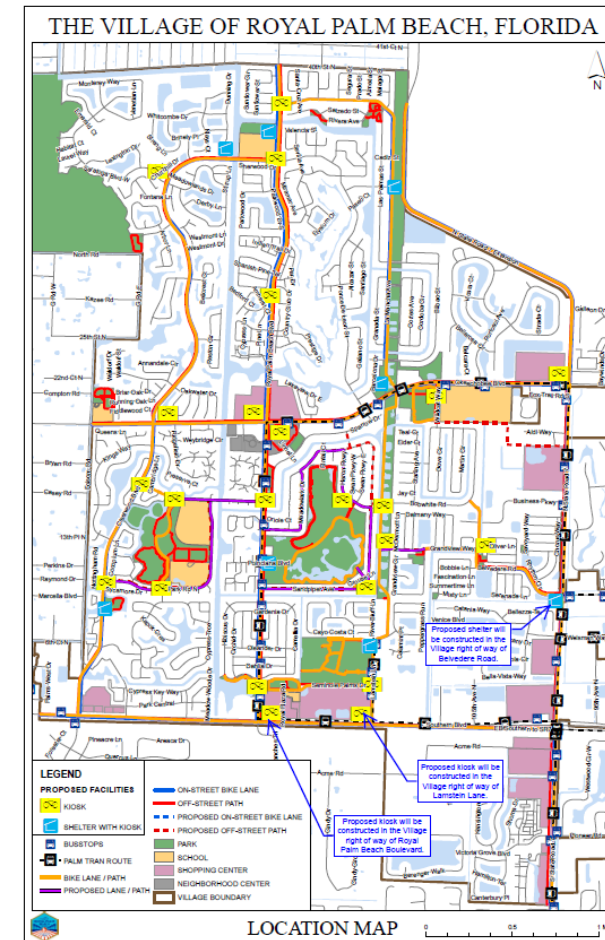
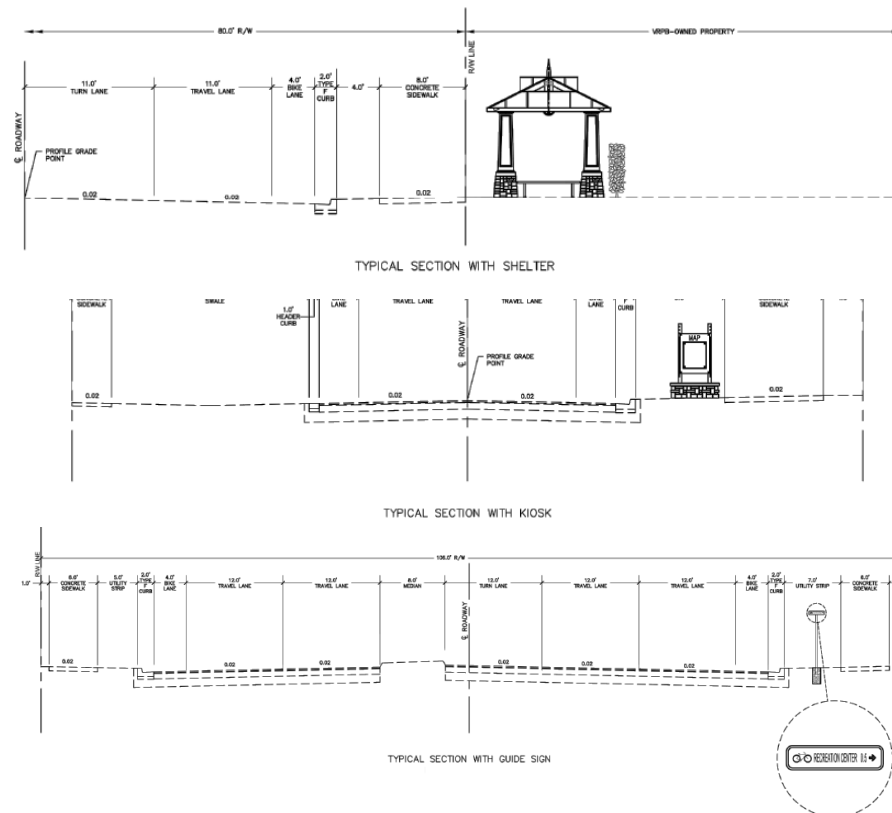
Location: Village-wide

Scope:

- 8 Shelters with Bike Racks
- 23 Kiosks
- 75 Wayfinding Guide Signs

Requested Funding: \$773,475

TPA Score: 27.80 / 100



Traffic Calming, ADA & Bike Improvements

Applicant: West Palm Beach

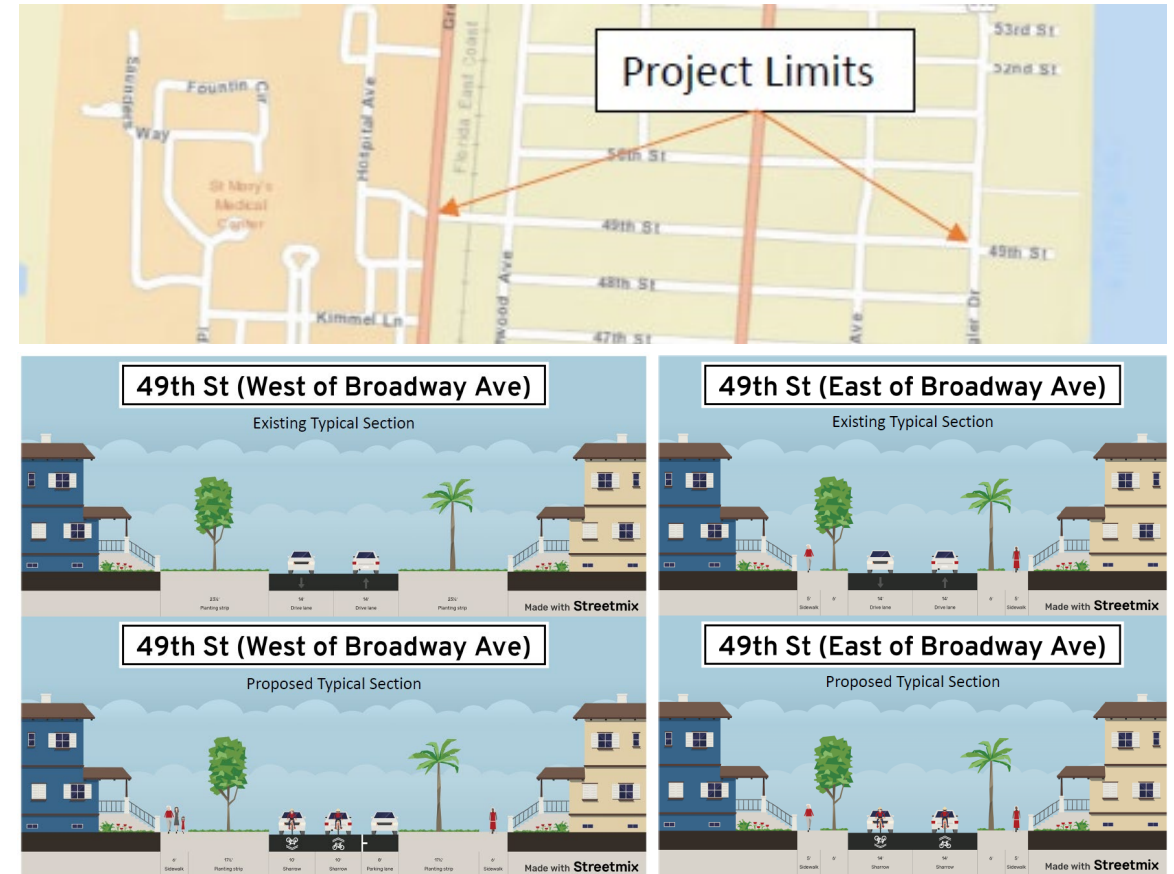
Location: 49th St. from Greenwood Ave. to North Flagler Dr.

Scope:

- Sidewalks west of US-1
- ADA curb ramps
- traffic calming speed humps
- bicycle sharrows

Requested Funding: \$368,212

TPA Score: 26.50 / 100



2022 Project Submittals

TPA Rank	Applicant	Project Description	Amount Requested
1	Indian Trail Improvement District	Shared Use Path and Sidewalk Expansion	\$998,872
2	City of Palm Beach Gardens	Fairchild Avenue Sidewalks and Buffered Bike Lanes	\$983,607
3	Village of Royal Palm Beach	Village-wide Pedestrian Network Wayfinding	\$773,475
4	City of West Palm Beach	49 th Street Traffic Calming & Bicycle Improvements	\$368,212

Total available: \$3,301,000
Total requested: \$3,124,166
Difference: **\$176,834**



Motion to Recommend Adoption of the
2022 Transportation Alternatives Project
Application Rankings